



↓ تم تحميل ملف المادة من مكتبة طلابنا
زورونا على الموقع

www.tlabna.net

مكتبه طلابنا تقدم لكم كل ما يحتاج المعلم والمعلمه والطلبة , الطبعات الجديده للكتب والحلول ونماذج الاختبارات والتحاظير وشروحات الدروس بصيغة الورد والبي دي اف وكذلك عروض البوربوينت.



[للاشتراك بقتاة الصف الأول انقر هنا](#)

أبجديات التأسيس

تصميم المعلمة / سامية عبدالرحمن الرويلي

حرف الألف

لَوْن



حرف الراء

لَوْن



حرف القاف

لَوْن



.....

.....

.....

.....

.....

.....

.....

.....

.....

.....

.....

.....

.....

.....

.....

.....

.....

.....

.....

.....

.....

.....

.....

.....

.....

.....

.....

.....

.....

.....

.....

.....

.....

.....

.....

.....

.....

.....

.....

.....

.....

.....

.....

.....

.....

.....

.....

.....

.....

.....

.....

.....

.....

.....

.....

.....

.....

.....

.....

.....

.....

.....

.....

.....

.....

.....

.....

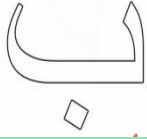
.....

.....

.....

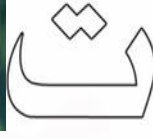
حرف الباء

لَوْن




حرف التاء

لَوْن



حرف الكاف

لَوْن



Handwriting practice area for the letter Ba (ب). It features a solid top line, a dashed middle line, and a dotted bottom line. The area is filled with horizontal dotted lines for tracing. A small diamond shape is at the bottom center.

Handwriting practice area for the letter Ta (ت). It features a solid top line, a dashed middle line, and a dotted bottom line. The area is filled with horizontal dotted lines for tracing. A small diamond shape is at the bottom center.

Handwriting practice area for the letter Kaf (ك). It features a solid top line, a dashed middle line, and a dotted bottom line. The area is filled with horizontal dotted lines for tracing. A small diamond shape is at the bottom center.

حرف التاء

لَوْن



حرف الباء

لَوْن



حرف النون

لَوْن



Handwriting practice area for the letter 'Ta' (ت) with a solid top line and dotted lines below.

Handwriting practice area for the letter 'Ba' (ب) with a solid top line and dotted lines below.

Handwriting practice area for the letter 'Noon' (ن) with a solid top line and dotted lines below.

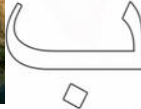
حرف التاء

لَوْن



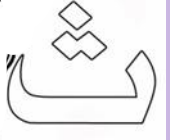

حرف الباء

لَوْن



حرف الشاء

لَوْن




Handwriting practice area for the letter 'Ta' (ت) with a solid top line and dotted lines below.

Handwriting practice area for the letter 'Ba' (ب) with a solid top line and dotted lines below.

Handwriting practice area for the letter 'Sha' (ش) with a solid top line and dotted lines below.

حرف العين

لَوْن



حرف الراء

لَوْن



حرف الزاء

لَوْن



Handwriting practice area for the letter 'عين' (Ayn), featuring a solid top line and multiple dotted lines for tracing.

Handwriting practice area for the letter 'راء' (Ra), featuring a solid top line and multiple dotted lines for tracing.

Handwriting practice area for the letter 'زاء' (Zay), featuring a solid top line and multiple dotted lines for tracing.


حرف الدال



لَوْن



حرف الصاد



لَوْن



حرف الحاء



لَوْن



Handwriting practice lines for the letter Dal (د). The page features a solid top line, a dashed middle line, and a solid bottom line, with multiple rows of dotted lines for tracing.

Handwriting practice lines for the letter Sad (ص). The page features a solid top line, a dashed middle line, and a solid bottom line, with multiple rows of dotted lines for tracing.

Handwriting practice lines for the letter Ha (ح). The page features a solid top line, a dashed middle line, and a solid bottom line, with multiple rows of dotted lines for tracing.

حرف الزاء



لَوْن



حرف الباء



لَوْن



حرف الخاء



لَوْن



Handwriting practice area for the letter Zay (ز) with a solid top line and dotted lines below.

Handwriting practice area for the letter Ba (ب) with a solid top line and dotted lines below.

Handwriting practice area for the letter Ha (ح) with a solid top line and dotted lines below.


حرف اللام

لون



حرف الكاف

لون



حرف الألف

لون



Handwriting practice lines for the letter Lam, consisting of a solid top line, a dashed middle line, and a solid bottom line, with multiple rows of dotted lines for tracing.

Handwriting practice lines for the letter Kaf, consisting of a solid top line, a dashed middle line, and a solid bottom line, with multiple rows of dotted lines for tracing.

Handwriting practice lines for the letter Alif, consisting of a solid top line, a dashed middle line, and a solid bottom line, with multiple rows of dotted lines for tracing.

حرف السين

لَوْن



حرف الراء

لَوْن



حرف الغين

لَوْن



Handwriting practice area for the letter 'S' (س) with a solid top line and a dotted bottom line.

Handwriting practice area for the letter 'R' (ر) with a solid top line and a dotted bottom line.

Handwriting practice area for the letter 'G' (غ) with a solid top line and a dotted bottom line.

حرف الراء



لَوْن



حرف الشين



لَوْن



حرف النون



لَوْن



Handwriting practice lines for the letter 'Ra' (ر). The page contains a solid top line, a dashed middle line, and a solid bottom line, with multiple rows of dotted lines for tracing and writing practice.

Handwriting practice lines for the letter 'Shayn' (ش). The page contains a solid top line, a dashed middle line, and a solid bottom line, with multiple rows of dotted lines for tracing and writing practice.

Handwriting practice lines for the letter 'Noon' (ن). The page contains a solid top line, a dashed middle line, and a solid bottom line, with multiple rows of dotted lines for tracing and writing practice.


حرف السين

لَوْن



حرف اللام

لَوْن



حرف الجيم

لَوْن



Handwriting practice area for the letter 'س' (Sin) with a solid top line and dotted lines below.

Handwriting practice area for the letter 'ل' (Lam) with a solid top line and dotted lines below.

Handwriting practice area for the letter 'ج' (Jim) with a solid top line and dotted lines below.

حرف العين



لَوْن



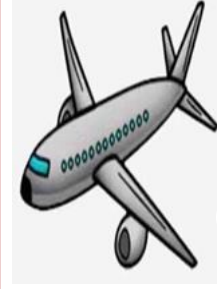
حرف اللام



لَوْن



حرف الطاء



لَوْن



Handwriting practice area for the letter 'عين' (Ayn) with a solid top line and a dashed middle line, followed by 18 rows of dotted lines for tracing.

Handwriting practice area for the letter 'لام' (Lam) with a solid top line and a dashed middle line, followed by 18 rows of dotted lines for tracing.

Handwriting practice area for the letter 'طاء' (Ta) with a solid top line and a dashed middle line, followed by 18 rows of dotted lines for tracing.


حرف الراء

لَوْن



حرف الظاء

لَوْن



حرف النون

لَوْن



Handwriting practice area for the letter 'Ra' (حرف الراء). It features a solid top line, a dashed middle line, and a solid bottom line, with multiple rows of dotted lines for tracing.

Handwriting practice area for the letter 'Zay' (حرف الظاء). It features a solid top line, a dashed middle line, and a solid bottom line, with multiple rows of dotted lines for tracing.

Handwriting practice area for the letter 'Noon' (حرف النون). It features a solid top line, a dashed middle line, and a solid bottom line, with multiple rows of dotted lines for tracing.

حرف الذال

لَوْن



حرف الخاء

لَوْن



حرف الألف

لَوْن



Handwriting practice area for the letter Dal (ذ) with a solid top line and dotted lines below.

Handwriting practice area for the letter Kha (خ) with a solid top line and dotted lines below.

Handwriting practice area for the letter Alif (أ) with a solid top line and dotted lines below.

حرف النون

لون



حرف الزاء

لون



حرف الواو

لون



Handwriting practice area for the letter Nun (ن) with a solid top line and a dotted middle line.

Handwriting practice area for the letter Zay (ز) with a solid top line and a dotted middle line.

Handwriting practice area for the letter Waw (و) with a solid top line and a dotted middle line.

حرف العين

لَوْن



ع

حرف الفاء

لَوْن



ف

حرف الدال

لَوْن



د

Handwriting practice area for the letter 'ع' (ayn) with a solid top line and dotted lines below.

Handwriting practice area for the letter 'ف' (fa) with a solid top line and dotted lines below.

Handwriting practice area for the letter 'د' (dal) with a solid top line and dotted lines below.


حرف الكاف



ك

لَوْن

حرف السين



س

لَوْن

حرف الميم



م

لَوْن

.....

.....

.....

.....

.....

.....

.....

.....

.....

.....

.....

.....

.....

.....

.....

.....

.....

.....

.....

.....

.....

.....

.....

.....

.....

.....

.....

.....

.....

.....

.....

.....

.....

.....

.....

.....

.....

.....

.....

.....

.....

.....

.....

.....

.....

.....

.....

.....

.....

.....

.....

.....

.....

.....

.....

.....

.....

.....

.....

.....

.....

.....

.....

.....

.....

.....

.....

.....

.....

.....

.....

.....

.....

.....

.....

.....

.....

.....

حرف الباء



لَوْن

ب

حرف الراء



لَوْن

ر

حرف الضاد



لَوْن

ض

Handwriting practice area for the letter 'ب' (Ba) with a solid top line and dotted lines below.

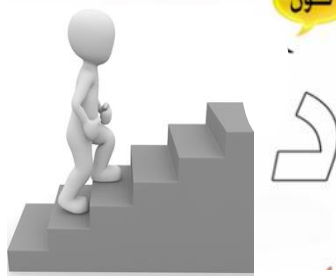
Handwriting practice area for the letter 'ر' (Ra) with a solid top line and dotted lines below.

Handwriting practice area for the letter 'ض' (Dza) with a solid top line and dotted lines below.

حرف الميم



حرف الدال



حرف الهاء



Handwriting practice area for the letter Meem (م). It features a solid top line, a dashed middle line, and a dotted bottom line, with multiple rows of dotted lines for tracing.

Handwriting practice area for the letter Dal (د). It features a solid top line, a dashed middle line, and a dotted bottom line, with multiple rows of dotted lines for tracing.

Handwriting practice area for the letter Ha (هـ). It features a solid top line, a dashed middle line, and a dotted bottom line, with multiple rows of dotted lines for tracing.

حرف العين

لَوْن



ع

حرف النون

لَوْن



ن

حرف الياء

لَوْن



ي

Handwriting practice area for the letter 'ع' (Ayin). It features a solid top line, a dashed middle line, and a solid bottom line, with a series of dotted lines for tracing.

Handwriting practice area for the letter 'ن' (Nun). It features a solid top line, a dashed middle line, and a solid bottom line, with a series of dotted lines for tracing.

Handwriting practice area for the letter 'ي' (Ya). It features a solid top line, a dashed middle line, and a solid bottom line, with a series of dotted lines for tracing.