

UNIT 1

Hello



المملكة العربية السعودية
Kingdom of Saudi Arabia

وزارة التربية والتعليم
Ministry of Education




وزارة التربية والتعليم
Ministry of Education

KSA - Edition

Smart Class 1

English Language
Elementary Stage
Fourth Elementary Grade
First Semester

اللغة الإنجليزية
المرحلة الابتدائية
الصف الرابع الابتدائي
الفصل الدراسي الأول



كتاب الطالب

Student's Book

كتاب التمارين
including Workbook

النسخة التجريبية ١٤٣٥/١٤٣٤ هـ
Pilot Edition 2013/2014

Contents

Track list for Student's CD / CD-ROM.....2

| | Alphabet |
|--------------------------------|--------------------------------|
| 1. Hello! 4 | Aa, Bb, Cc, Dd, Ee, Ff |
| 2. School 18 | Gg, Hh, Ii, Jj, Kk, Ll |
| 3. Family and friends 32 | Mm, Nn, Oo, Pp, Qq, Rr |
| 4. You and me46 | Ss, Tt, Uu, Vv, Ww, Xx, Yy, Zz |

Workbook

| | Alphabet |
|-------------------------------|--------------------------------|
| 1. Hello! 60 | Aa, Bb, Cc, Dd, Ee, Ff |
| 2. School76 | Gg, Hh, Ii, Jj, Kk, Ll |
| 3. Family and friends88 | Mm, Nn, Oo, Pp, Qq, Rr |
| 4. You and me 100 | Ss, Tt, Uu, Vv, Ww, Xx, Yy, Zz |

| | |
|--------------------------------|-----|
| Board game (modules 1-4) | 112 |
| Picture Dictionary | 114 |
| Grade Four Objectives | 116 |
| Cut-outs | 117 |



Hello!

Alphabet A-C

1 Listen and say. 

Aa



apple

Bb



bag

Cc



cat

2 Listen and chant. 

Aa Bb Cc



Hello



Goodbye

1 Find and stick. Then listen and repeat.



Hello! Hello! Hi!
I'm Buzz the Bee
Buzz, Buzz, Buzz
Goodbye! Goodbye! Bye!
Bye, Buzz the Bee
Buzz, Buzz, Buzz

Hello!



a

Goodbye!



b



2 Listen and number (1-2).





Smart kids

1 Look and listen. 



Hassan



John



What's your name?
My name's John.

What's = What is
My name's = My name is



2 Listen and tick (✓). 

1.



2.



3 Ask and answer. 

Hello! I'm Omar.
What's your name?

Hi, Omar!
My name's Ali.





Comic

1

one

2

two

3

three

4

four

5

five

6

six

7

seven

8

eight

9

nine

10

ten

1 Look and listen. 

DOMINOES

One, two, three,
four, five ...



... six, seven,
eight, nine, ten ...





Achoo!



Oops!
Sorry!





2 Listen and tick (✓). 

1.  



a b

3.  

a b

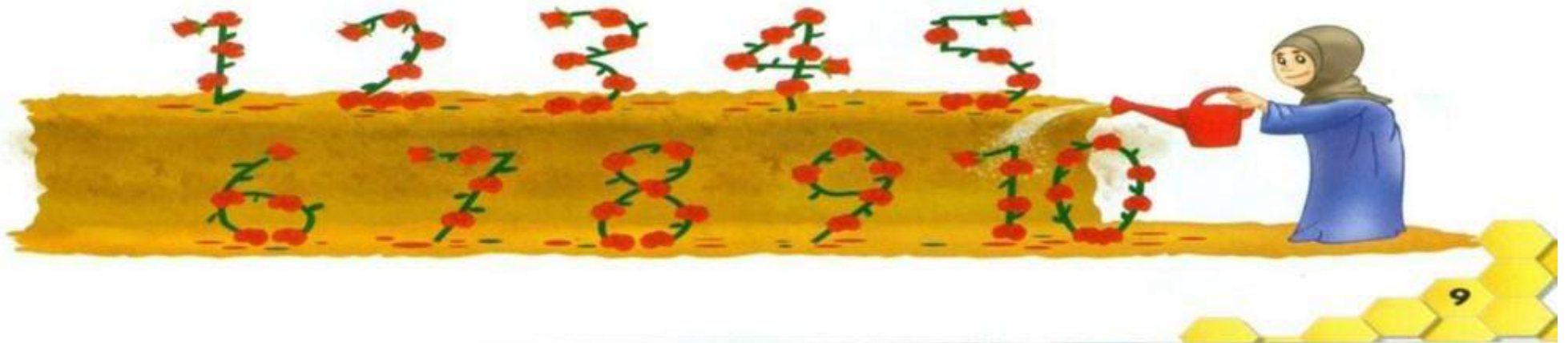
2.  

a b

4.  

a b

3 Listen and chant. 





Let's play

1 Play.




Hassan!



Alphabet D-F

1 Listen and say. 

Dd



Ee



Ff



2 Listen and chant. 

Aa Bb Cc Dd Ee Ff




1

Look and listen.



Pip & Skip







Revision 1

1 Listen and tick (✓). 

1. 



2. 



3. 



4. 





Project

- 1 Make finger puppets.
Use the cut-outs on page 117.



- 2 Act out.

Hello! I'm Hassan.
What's your name?



Hi, Hassan!
My name's John.



Alphabet revision A-F

1 Listen and chant. 

Aa Bb Cc Dd Ee Ff

2 Listen and circle. 

Aa Bb Cc

Ee Dd Ff

Aa Dd Cc

3 Choose and write.

d ~~f~~ a c b e



fish



bag



cat



egg



duck



apple



My school bus

1 Look and listen. 




My school bus is **green** and **white**.



My school bus is **red**.



2 Find the school buses and colour them red or green.



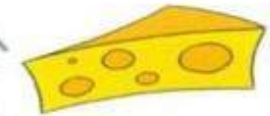



Hello!

Draw lines



1 Trace the lines from left to right.





2 Draw lines from left to right.





Alphabet A-C

1 Trace and copy.

Aa Aa Aa Aa Aa

Aa

Bb Bb Bb Bb Bb

Bb

Cc Cc Cc Cc Cc

Cc

2 Listen and say. Then circle. 



(a) b



a b

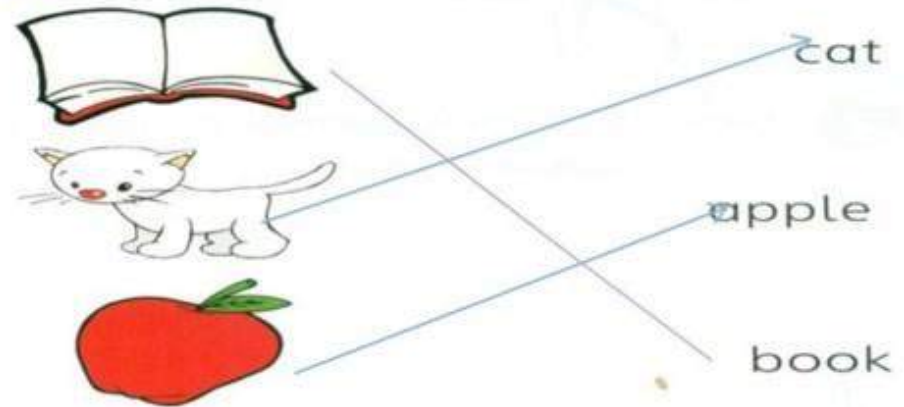


c b

3 Match and colour.



4 Look and match.



5 Circle.

| | | | | | |
|---|---|-----|-----|-----|-----|
| A | B | C | (A) | C | (A) |
| B | A | (B) | C | (B) | (B) |
| C | A | C | B | A | (C) |

| | | | | | |
|---|-----|-----|-----|-----|-----|
| a | b | (a) | c | (a) | (a) |
| b | (b) | (b) | a | a | c |
| c | (c) | a | (c) | a | (c) |



A chant

1 Listen and match. Then colour. 

1. Hello, I'm Buzz.

2. Goodbye.



2 Draw or stick a picture of yourself. Then write.

Hello, I'm _____.

1 Trace. Then listen and number (1-2). 

- | | |
|--------------------------------------|---|
| 1. Goodbye, Hassan. Bye, John. | 2. Hello! I'm Hassan. What's your name? My name's John. |
|--------------------------------------|---|



1 Trace and write the numbers.

1 1 1 1 1 1 1 1

1

2 2 2 2 2 2 2

2

3 3 3 3 3 3 3

3

4 4 4 4 4 4 4

4

5 5 5 5 5 5 5

5

6 6 6 6 6 6 6

6

7 7 7 7 7 7 7

7

8 8 8 8 8 8 8

8

9 9 9 9 9 9 9

9

10 10 10 10 10 10 10


10

Comic

2 Trace. Then count and write.

a. 
three 3

b. 
nine 9

c. 
seven 7

d. 
five 5

e. 
six 6

f. 
ten 10

1 Find and colour. Then count and write.




8



10



5





Alphabet D-F

1 Trace and copy.

Dd Dd Dd Dd Dd

Dd


Ee Ee Ee Ee Ee

Ee

Ff Ff Ff Ff Ff

Ff


2 Listen and say. Then circle. 



3 Write.

D d , E E , F F

4 Look and match.



Story time

1 Count, match and say.

1



3



9



8

2



6



5



7

4




10



2 Do you like the story? Choose and colour.



1 Colour the dots. Find the numbers and say.



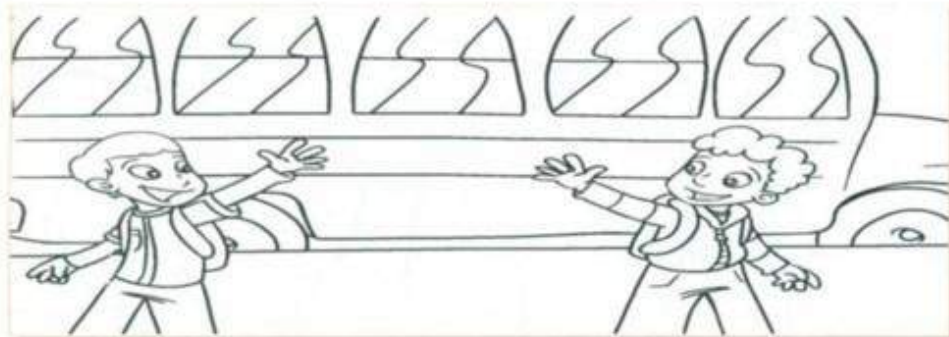


1 Listen and say. Then colour. 

What's your name?

Hello, hello
What's your name?

Hello, I'm Hassan.
What's your name?
Hi, Hassan.
My name's John.



Goodbye, goodbye.

Goodbye, Hassan.
Bye, John.



Now I can

1 Count from 1 to 10.

 one
 two
 three
 four
 five
 six
 seven
 eight
 nine
 ten

2 Say.


 Hello


 Goodbye


 Hassan


 John

3 Say.



Hello. I'm Buzz the Bee.



What's your name?
My name's John.



Goodbye, Hassan.
Bye, John.

UNIT 2

SCHOOL

1 Listen and say. 



2 Listen and chant. 

Aa Bb Cc Dd Ee Ff Gg Hh Ii



red



blue



yellow



green

2

A chant

1 Find and stick. Then, listen and repeat. 

What colour is it?

Red and blue
Red and blue
Yellow, green
And red and blue.

I love colours
How about you?
Yellow, green
And red and blue.



a 2

b 4

c 1

d 3

2 Listen and number (1-4). 

Smart kids

1 Look and listen. 



bag



pencil




book



ruler



pen





Lisa

What's this?
It's a pen.

What's = What is
It's = It is



2 Listen and circle. 



3 Play. 

What's this?

It's a ruler.





desk



chair




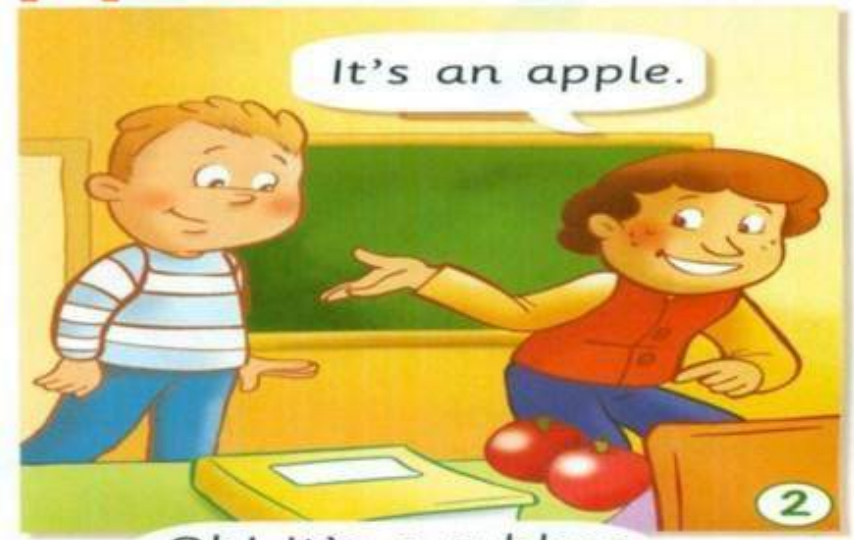

computer



rubber

1 Look and listen. 

The apple



What's that?
It's an apple.

What's = What is
It's = It is



2 Listen and number (1-4).



3 Look at activity 2. Point, ask and answer.

What's that?

It's a chair.



Let's play

Is it a computer? < Yes, it is.
 No, it isn't.

isn't = is not

1 Look and listen. 

Hi, Fatima. This is for you!



Is it a book?



2 Look and listen. Then play. 

Is it a rubber?

No, it isn't.



Is it a computer?

Yes, it is.



Alphabet J-L

1 Listen and say. 

Jj



jam

Kk



kite

Ll



lollipop

2 Listen and chant. 

Aa Bb Cc Dd Ee Ff Gg Hh Ii

Jj Kk Ll



Story time

مكتبة دارسة لطيفة

1 Look and listen. 

PAT and TOM



Look, Tom!
Red and yellow!



Wow!

3

What's
that?

Goodbye!

Bye!













4



Revision 2

1 Listen and tick (✓). 

- | | | | | |
|----|---|---------------------------------------|---|---------------------------------------|
| 1. |  | a <input checked="" type="checkbox"/> |  | b <input type="checkbox"/> |
| 2. |  | a <input type="checkbox"/> |  | b <input checked="" type="checkbox"/> |
| 3. |  | a <input type="checkbox"/> |  | b <input checked="" type="checkbox"/> |
| 4. |  | a <input checked="" type="checkbox"/> |  | b <input type="checkbox"/> |
| 5. |  | a <input checked="" type="checkbox"/> |  | b <input type="checkbox"/> |



Project

1 Make classroom objects.



2 Ask and answer.

What's that?



It's a desk.



Alphabet revision G-L

1 Listen and chant. 

Aa Bb Cc Dd Ee Ff
Gg Hh Ii Jj Kk Ll

2 Listen and circle. 

Gg Jj
Kk

Hh Ll
Ii

Gg Kk
Hh

3 Match and complete.

h
j
L
g
i
k







h at
i am
g reen
k ite
i nk
l ollipop

My classroom

1 Look and listen. 



Hello! My name is Salim. That's my teacher, Mr Safar.



Hello! My name is Tom. That's my teacher, Mr Kent.



2 Draw and write about your classroom.

Hello! My name is _____

That's my teacher, _____

1 Trace and copy.

Gg Gg Gg Gg Gg

Gg

Hh Hh Hh Hh Hh

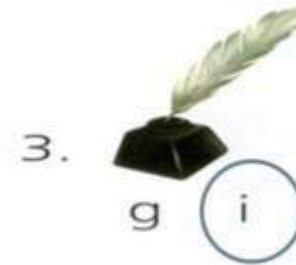
Hh

Ii Ii Ii Ii Ii

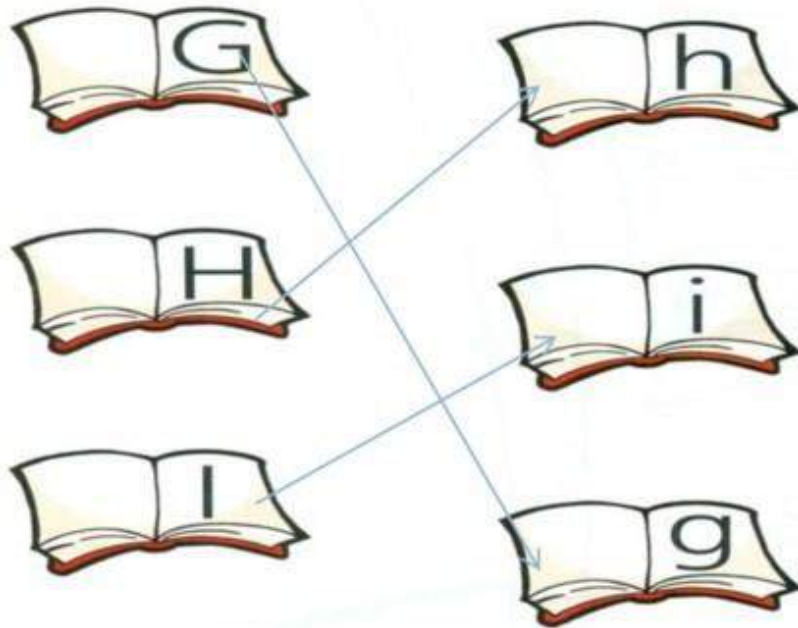
Ii




2 Listen and say. Then circle.



3 Look and match.




4 Circle A or B.



A chant

1 Colour.



Smart kids

1 Find, colour and say.



It's a book.
It's red.



$$1 + 3 =$$



1 Listen and tick (✓).



1.



a



b

2.



a



b

3.



a



b

4.



a



b

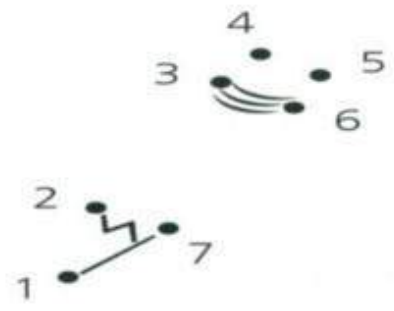
Let's play

Yes, it is.
No, it isn't.

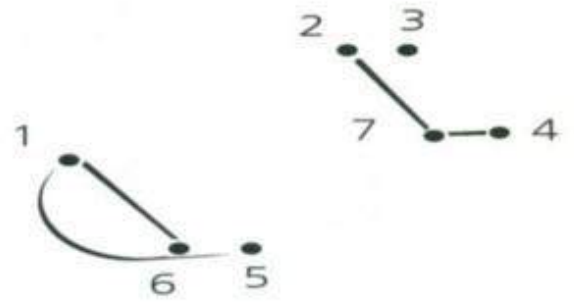
1 Connect the dots and answer the questions.



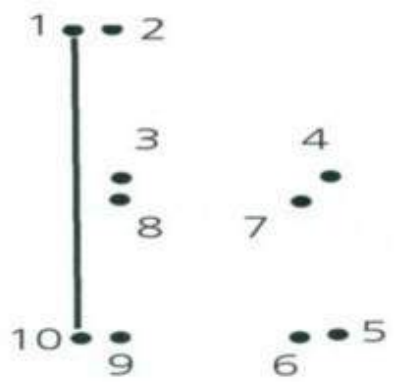
1. Is it a pencil?



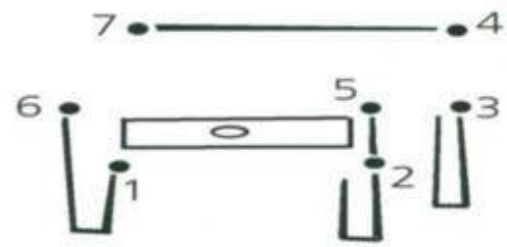
2. Is it a rubber?



3. Is it a computer?



4. Is it a chair?





Alphabet J-L

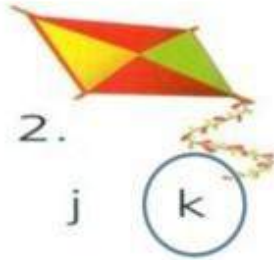
1 Trace and copy.



2 Listen and say. Then circle. 



j k





j k



l j

3 Circle.

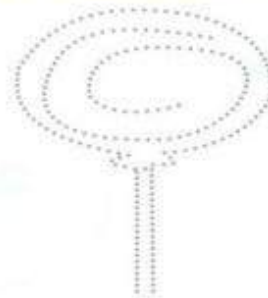


4 Trace and tick (✓).



jam kite

2 kite lollipop



3 jam lollipop

1 Listen and number (1-4).



a **3**



c **1**



b **2**

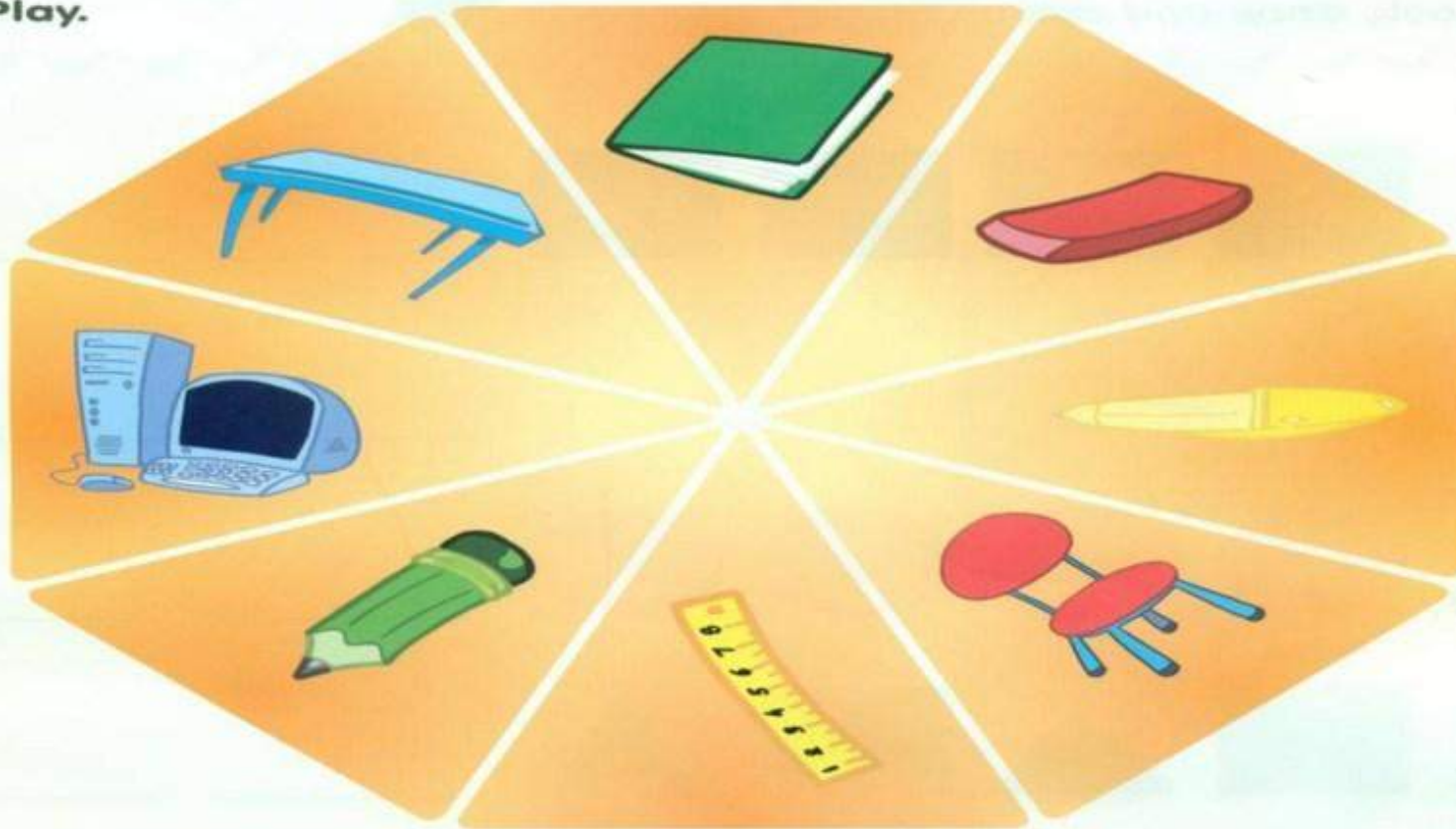


d **4**

2 Do you like the story? Choose and colour.



1 Play.



What's this?

What colour is it?



It's a chair.

It's red
and blue.



1 Look, draw and colour.

1.  _____

2.  _____

3.  _____

4.  _____

5.  _____

6.  _____


Now I can

1 Say the colours.

1.  yellow

2.  blue

3.  green

4.  red

2 Say the classroom objects.

1.  book

2.  pen

3.  bag

4.  ruler

5.  pencil

6.  chair

7.  desk

8.  rubber

9.  computer

3 Say.


 Lisa


 apple

4 Say.



What colour is it?
 Blue.



What's that?
 It's a rubber.



What's this?
 It's a pencil.



Is it a computer?
 Yes, it is.



UNIT 3

FAMILY AND FRIENDS

Family and friends


Alphabet M-O

1 Listen and say. 

M m



N n



O o



2 Listen and chant. 

Aa Bb Cc Dd Ee Ff Gg Hh Ii
Jj Kk Ll **Mm** **Nn** **Oo**



mother



father



brother



sister

A chant

1 Listen and say. 

My family


This is my mother.
This is my father.

How are you?
Fine, thank you.

This is my sister.
This is my brother.

How are you?
Fine, thank you.

How are you?
Fine, and you?



2 Listen and number (1-4). 



Smart kids



me



grandmother



grandfather






friend



teacher

1 Look and listen. 


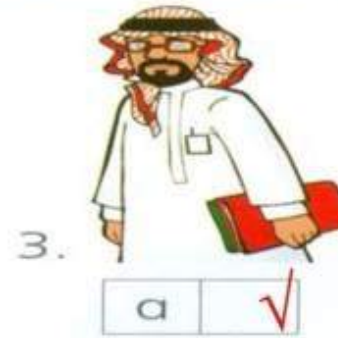


Who's that?
That's my grandmother.

Who's = Who is



2 Listen and tick (✓).



3 Ask and answer.

Who's that?

That's my friend.





MY PET



I'm May.
This is my turtle.



I'm Tom.
This is my bird.



I'm Ali.
This is my rabbit.




I'm Fatima.
This is my fish.


This is my fish.



2 Find and stick. Then listen and point. 



3 Draw and say. 



This is my rabbit,
Fluffy.

Let's play

Is that your rabbit? < Yes, it is.
No, it isn't. isn't = is not

1 Look and listen.




2 Guess.

Is that your cat?



Alphabet P-R

1 Listen and say. 



2 Listen and chant. 

Aa Bb Cc Dd Ee Ff Gg Hh Ii Jj
Kk Ll Mm Nn Oo Pp Qq Rr




Story time


القصة القارئة للطلبة

1 Look and listen. 

The Big Race



That's my grandfather.
That's my grandmother.



And this is my
family.



1 Listen and circle.

1. 
Yes No

4. 
Yes No

2. 
Yes No

5. 
Yes No

3. 
Yes No

6. 
Yes No



Project

1 Make a family album.



2 Show and tell.

This is my mother.

This is my father.

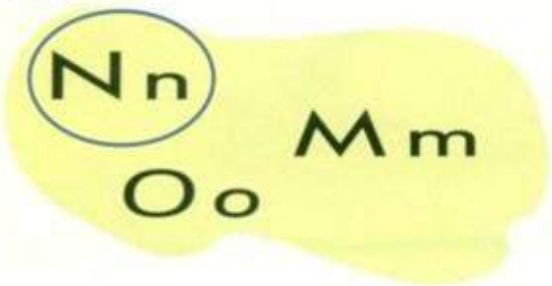
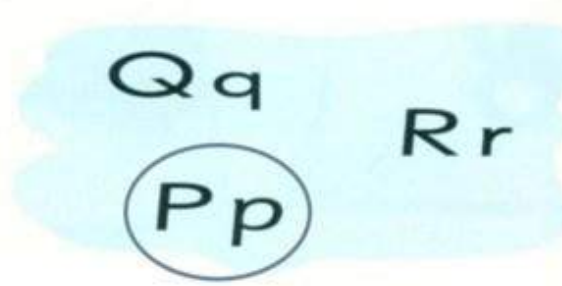
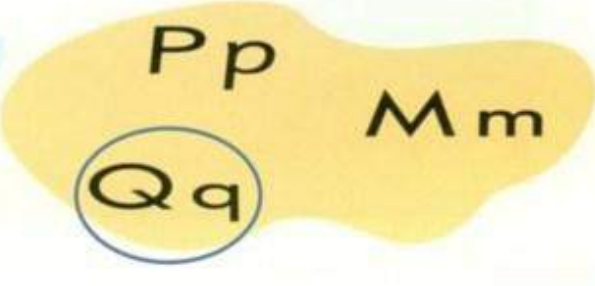


Alphabet revision M-R

1 Listen and chant. 

Aa Bb Cc Dd Ee Ff Gg
 Hh Ii Jj Kk Ll **Mm** **Nn**
Oo **Pp** **Qq** **Rr**

2 Listen and circle. 

3 Look and circle the words in the grid



| | | | | | |
|---|---|---|---|---|---|
| M | Q | U | I | L | T |
| Q | R | A | N | G | E |
| T | E | K | O | C | F |
| H | D | A | S | D | G |
| E | B | P | E | N | I |
| R | J | L | H | K | O |



My family

1 Look and listen. 



Hi! My name is Omar.
This is my family.



Hello! My name is Tom.
This is my family.

2 Draw and write about your family.

Hello! My name is _____

This is my _____



Family and friends

Alphabet M-0

1 Trace and copy.

Mm Mm Mm Mm Mm

Mm

Nn Nn Nn Nn Nn

Nn

Oo Oo Oo Oo Oo

Oo

2 Listen and say. Then match.

1. 2. 3.

n o m

(Arrows connect 1 to o, 2 to m, and 3 to n)

3 Trace and match.

M N O

(Below each uppercase letter is a dotted lowercase letter: m, n, o for tracing)

4 Write the letters in the correct order.

O, M, N _ , _ , _

n, o, m _ , _ , _

5 Choose and write.

m n o



o range



m other



n ose






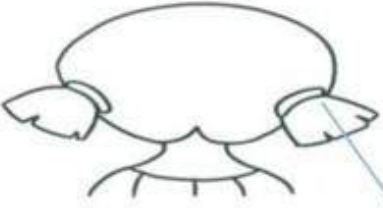


A chant




This is my father.






1 Look and match. Then say and colour.

1.   

2.   

3.   

4.   

The matching lines connect the following pairs:

- 1. Man with glasses and beard to Man with glasses (row 4, column 1)
- 2. Woman with bun to Man with glasses (row 2, column 2)
- 3. Woman with bun to Man with short hair (row 2, column 3)
- 4. Man with glasses to Girl with pigtails (row 3, column 2)
- 5. Woman in hijab to Man with short hair (row 1, column 3)
- 6. Man with glasses to Man with glasses (row 4, column 3)


Smart kids


1 Match. Then ask and answer.


Who's that?





That's my grandmother.


1. 


2. 

3. 

4. 

a. 

b. 

c. 



d. 

Diagram description: Four lines connect the numbered images on the left to the lettered images on the right. Line 1 connects to 'a'. Line 2 connects to 'd'. Line 3 connects to 'b'. Line 4 connects to 'c'.

It's a turtle. It's yellow and green.



1 Colour. Then point and say.



Let's play

1 Listen and circle. 



Fay

1.



Yes No

2.



Yes No

3.



Yes No

4.


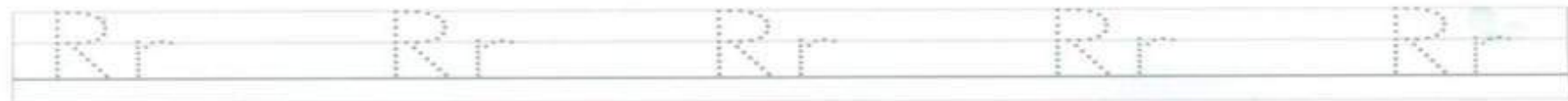




Yes No

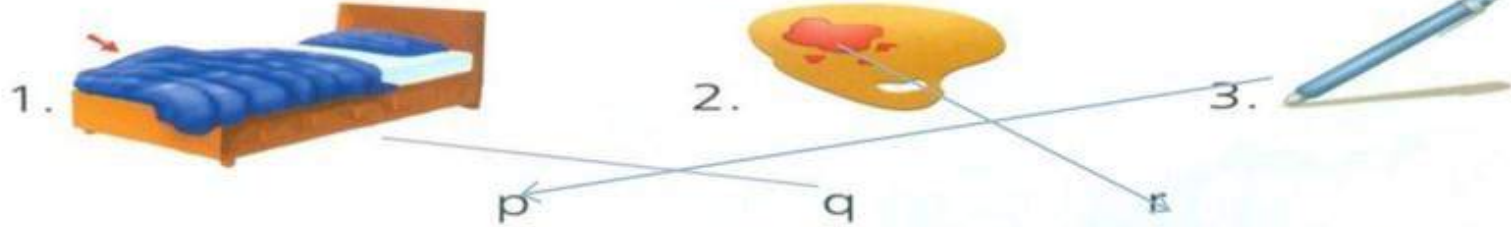


Alphabet P-R

1 Trace and copy.




2 Listen and say. Then match. 



3 Look and write.



4 Look and circle.



5 Look and match.

Q R P

r p q



1 Listen and trace.



Fine, thank you.






That's my mother, my father and my brother.

2 Do you like the story? Choose and colour.



1 Listen and tick (✓). 



2 Trace.

Is that your
rabbit?

Yes, it is.




Is that
your cat?

No, it isn't.





1 Look and trace.



Now I can

1 Say the family members.



2 Say the pets.



3 Say.



4 Say.



This is my sister.



Who's that?
That's my grandmother.



Is that your fish?
Yes, it is.

UNIT 4

You and Me

4 You and me

Alphabet S-U

1 Listen and say. 

Ss



sad

Tt



tall

Uu



umbrella

2 Listen and chant. 

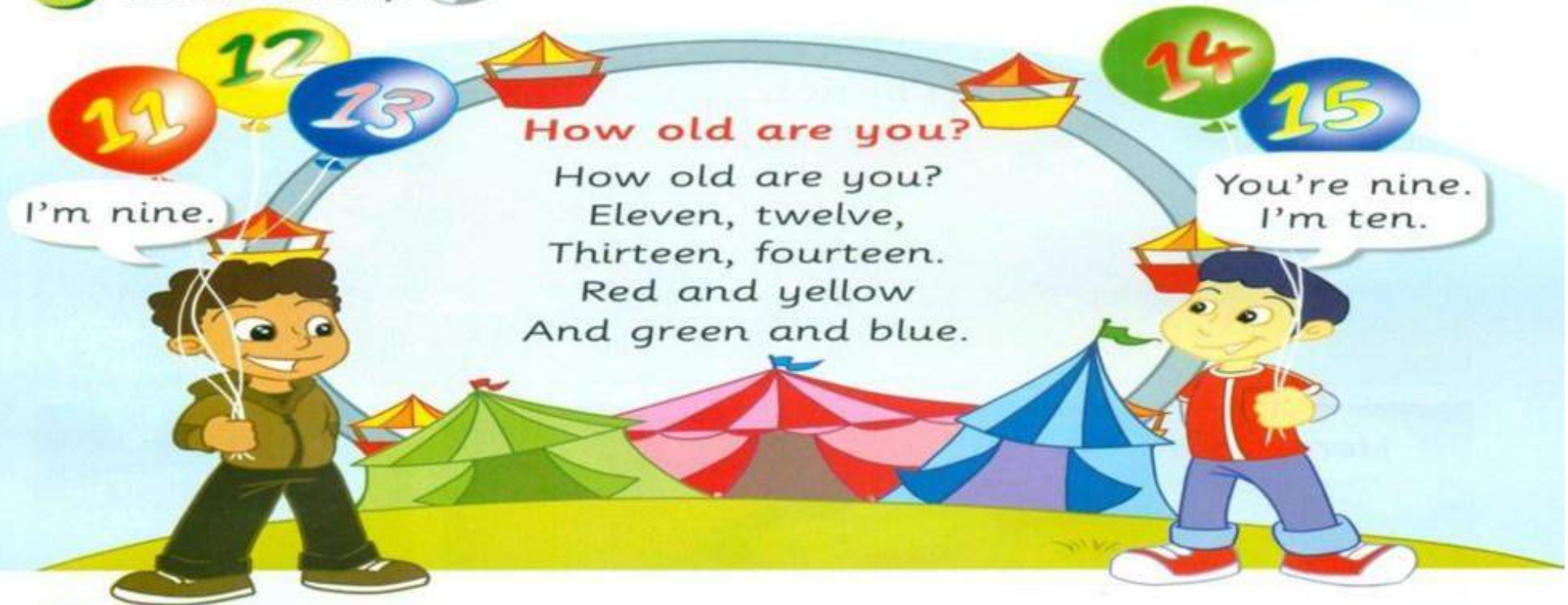
Aa Bb Cc Dd Ee Ff Gg Hh Ii Jj
Kk Ll Mm Nn Oo Pp Qq Rr **Ss**

Tt Uu

11 eleven 12 twelve 13 thirteen 14 fourteen 15 fifteen

A chant

1 Listen and say.



2 Listen and write.



1. I'm 15.



2. I'm 12.





3. I'm 14.



4. I'm 11.

Smart kids

1 Look and listen. 



Are you thirsty? < Yes, I am.
No, I'm not.

I'm = I am



2 Listen and circle.

1.



Yes No

3.



Yes No

2.



Yes No


4.



Yes No

3 Act out.

Are you sad?



Yes, I am.





big



small



fat



thin

TOY SHOP




He's thin.
She's fat.
It's small.

He's = He is
She's = She is
It's = It is



2 Find and stick. Then listen and point. 



3 Draw and say. 

It's fat.



He's thin.



4 Let's play



| | | |
|-----------------|--------------------------------|----------------|
| Is he tall? < | Yes, he is. No, he isn't. | isn't = is not |
| Is she short? < | Yes, she is. No, she isn't. | |

1 Look and listen.



2 Look and listen. Then play. Use the cut-outs on page 119.



Alphabet V-Z

1 Listen and say. 

Vv



van

Ww



whale

Xx



fox

Yy



yo-yo

Zz



zoo

2 Listen and chant. 

Aa Bb Cc Dd Ee Ff Gg Hh Ii

Jj Kk Ll Mm Nn Oo Pp Qq Rr


Ss Tt Uu Vv Ww Xx Yy Zz



Story time

Happy Friends

1 Look and listen.



Hello, Ellie!
How are you?

Fine, thank you,
Croc. And you?

I'm hungry!
Are you hungry, too?

No, I'm not.
I'm thirsty.

1




Wow!
It's thirsty!

Mmm! Fish!


2

... 11, 12, 13, 14, 15
fish!



Ah! I'm happy now.

I'm happy, too!
Thanks, Ellie.



1 Listen and circle. 



Yes
No



Yes
No



Yes
No



Yes
No



Yes
No



Yes
No



Yes
No



Yes
No



Revision 4

1 Listen and circle. 


1.  Yes
 No

5.  Yes
 No

2.  Yes
 No

6.  Yes
 No

3.  Yes
 No

7.  Yes
 No

4.  Yes
 No

8.  Yes
 No



Project

1 Make a stick and clay figure.



2 Show and tell.

She's happy.



Alphabet revision S-Z

1 Listen and chant. 

Aa Bb Cc Dd Ee Ff Gg Hh Ii
 Jj Kk Ll Mm Nn Oo Pp Qq Rr
 Ss Tt Uu Vv Ww Xx Yy Zz

2 Listen and circle. 

Tt

Vv

Yy

Ss

Xx

Zz

Uu

Ss

Ww

3 Complete.



_ f _ ox




_ w hal _ e




_ y o-y _ o




_ z o _ o




_ f a _ t



_ t a _ l l



_ V _ n



_ u mb _ r el _ l a



Hungry or thirsty?

1 Look and listen. 



I'm thirsty.
This is Laban.



I'm hungry. Look!
Noodles with chicken.

2 Look and match.





You and me

Alphabet S-U

1 Trace and copy.

Ss Ss Ss Ss Ss

Ss

Tt Tt Tt Tt Tt

Tt

Uu Uu Uu Uu Uu

Uu

2 Listen and say. Then match.

1. 2. 3.

u t s

3 Match.

4 Complete.



A chant

① Trace and match.

13 twelve 11
eleven fourteen 12
15 thirteen 14 fifteen

② Read and colour.



1 Listen and tick (✓). 



1 Trace. Then listen and match. 

1. She's fat. a.
2. She's thin. b.
3. He's happy. c.
4. It's big. d.
5. It's small. e.



1 Listen and tick (✓). 



Yes, he is.
No, he isn't.



Yes, he is.
No, he isn't.



Yes, she is.
No, she isn't.



Yes, he is.
No, he isn't.



Alphabet V-Z

1 Trace and copy.





2 Listen and say. Then circle. 



u w z



y v u



u v y



x w z



z x v

3 Circle and match.


w h a l e z o o f o x v a n y o - y o





Story time

1 Count to find the way. Then say.



2 Do you like the story? Choose and colour.



Revision

1 Listen and match. 

1. How old are you?
I'm eleven.

2. Are you hungry?
Yes, I am.

3. Are you happy?
Yes, I am.

a.




b.




c.



2 Look at the picture, find the numbers and colour. Then say.





1 Listen and match. Then say and do. 



If you're happy...

If you're happy, clap your hands!
If you're happy, clap your hands!



If you're sad, cry boohoo!
If you're sad, cry boohoo!



If you're hungry, say I am!
If you're hungry, say I am!

Now I can

1 Count from 11 to 15.

11 eleven 12 twelve 13 thirteen 14 fourteen 15 fifteen

2 Say the adjectives.

1.  thirsty

2.  hungry

3.  happy

4.  sad

5.  big

6.  small

7.  thin

8.  fat

9.  short

10.  tall

3 Say.

 boy

 girl

4 Say.



How old are you?
I'm ten.



Are you hungry?
Yes, I am.



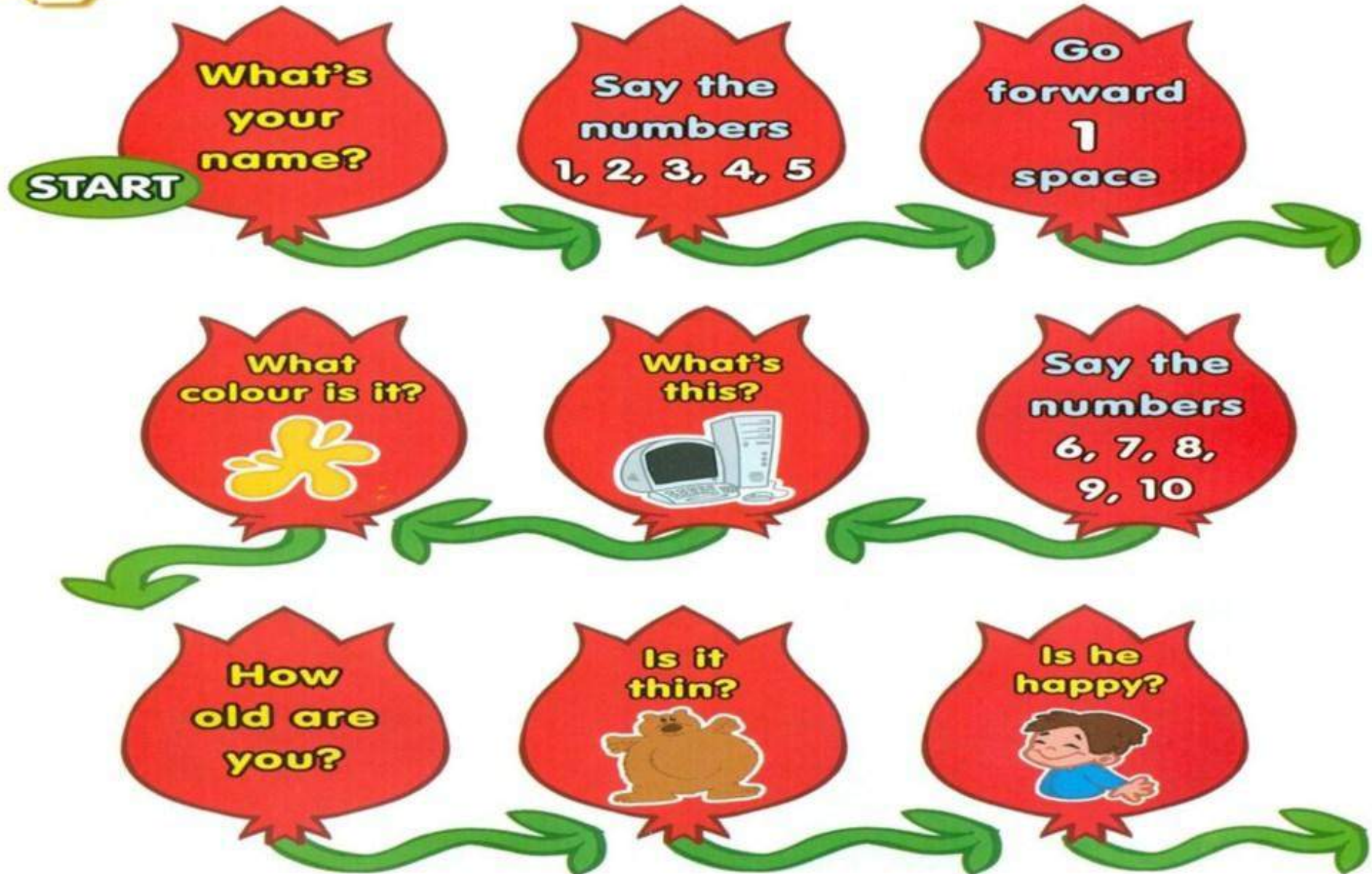
It's big.

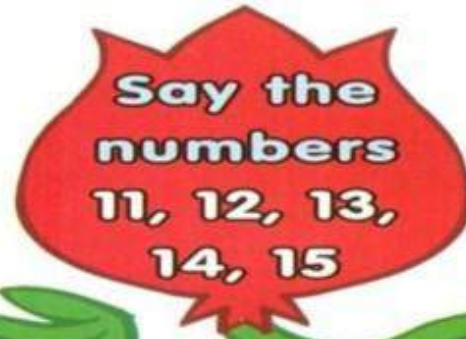


Is she happy?
No, she isn't.

Board game

Use a rubber  to play the game.





FINISH



Picture Dictionary

Colours



red blue yellow green

Food



apple egg jam lollipop orange

School



pencil



book



ruler



pen



teacher




desk



chair



computer



rubber



bag

Family and friends



mother



father



brother



sister



me



grandmother



grandfather



friend



Adjectives



hungry



thirsty



happy



sad



short



tall



big



small



fat



thin

Animals



fish



bird



rabbit



cat



duck



whale



fox



turtle

Numbers

1

one

2

two

3

three

4

four

5

five

6

six

7

seven

8

eight

9

nine

10

ten

11

eleven

12

twelve

13

thirteen

14

fourteen

15

fifteen

Various



hat



ink



kite



nose



quilt



umbrella



van



yo-yo



zoo



boy



girl

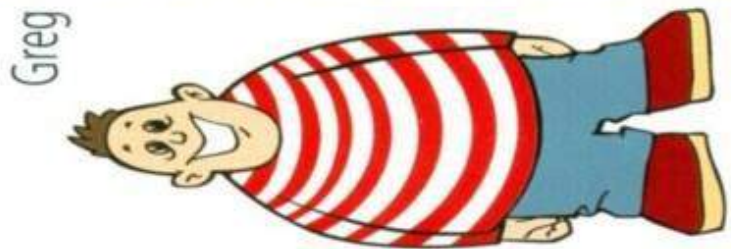

| الرمز | المصطلح الدراسي الثاني | | المصطلح الدراسي الأول | |
|--------|------------------------|----------------|-----------------------|---------------|
| | الفترة الرابعة | الفترة الثالثة | الفترة الثانية | الفترة الأولى |
| ١/٧/٤ | | | ✓ | ✓ |
| ٢/٧/٤ | ✓ | | | |
| ٣/٧/٤ | | ✓ | | |
| ٤/٧/٤ | | ✓ | | |
| ٥/٧/٤ | ✓ | ✓ | ✓ | ✓ |
| ٦/٧/٤ | (1) | | (2, 3) | (2, 3) |
| ٧/٧/٤ | ✓ | ✓ | ✓ | ✓ |
| ٨/٧/٤ | | | | ✓ |
| ٩/٧/٤ | ✓ | ✓ | ✓ | ✓ |
| ١٠/٧/٤ | ✓ | ✓ | | |
| ١١/٧/٤ | | | ✓ | |
| ١٢/٧/٤ | ✓ | ✓ | ✓ | |
| ١٣/٧/٤ | | | ✓ | |
| ١٤/٧/٤ | | ✓ | | |
| ١٥/٧/٤ | ✓ | | ✓ | |
| ١٦/٧/٤ | ✓ | | | |
| ١٧/٧/٤ | ✓ | ✓ | | |
| ١٨/٧/٤ | | ✓ | ✓ | ✓ |
| ١٩/٧/٤ | | | | ✓ |
| ٢٠/٧/٤ | ✓ | ✓ | ✓ | ✓ |
| ٢١/٧/٤ | ✓ | ✓ | | ✓ |
| ٢٢/٧/٤ | | | | ✓ |
| ٢٣/٧/٤ | | | ✓ | ✓ |
| ٢٤/٧/٤ | ✓ | ✓ | ✓ | ✓ |
| ٢٥/٧/٤ | | | ✓ | ✓ |
| ٢٦/٧/٤ | | | ✓ | ✓ |
| ٢٧/٧/٤ | | | ✓ | ✓ |
| ٢٨/٧/٤ | ✓ | | | |
| ٢٩/٧/٤ | ✓ | | | |
| ٣٠/٧/٤ | | | ✓ | ✓ |
| ٣١/٧/٤ | ✓ | ✓ | | |
| ٣٢/٧/٤ | ✓ | | | |
| ٣٣/٧/٤ | | | ✓ | ✓ |
| ٣٤/٧/٤ | ✓ | ✓ | ✓ | ✓ |
| ٣٥/٧/٤ | | | ✓ | ✓ |

Cut-outs 1



Let's play

Cut-outs 4



Stickers

