

KSA - Edition
Smart Class 3

English Language
Elementary Stage
Fifth Elementary Grade
First Semester

اللغة الإنجليزية
المرحلة الابتدائية
الصف الخامس الابتدائي
الفصل الدراسي الأول



كتاب الطالب

Student's Book

كتاب التمارين
including Workbook

HELLO





Hello



حلول

مناهج مدرسية تعليمية

1 Look and listen.

Back to school ABCs

A B C D E F G

Get your book and come with me.

H I J K L M N


Take your pencil and your pen.

O P Q R S T U

Let's go learn something new.

V W X Y Z

Back to school we go again.



2 Listen and repeat. Then, talk in pairs.

Hello! I'm Reema.

Hello! My name's Salim. This is Alex.

Hi! I'm...
What's your name?
Hello! My name's...

Hi! What's your name?



Contents

منهج مدرسته تعليميه

Student's Book

Track list for Student's CD/CD-ROM 2

Hello 4

1. Home and family 7

2. Friends 21

3. Animals 35

4. My town 49

Phonics

dates - white - rose
teacher - bread

food - book
computer - duck

Plurals cats - birds - dresses
chimp - sheep

whale - dolphin
playground - climb

Workbook

Hello 62

1. Home and family 66

2. Friends 78

3. Animals 90

4. My town 102

Phonics

dates - white - rose
teacher - bread

food - book
computer - duck

Plurals cats - birds - dresses
chimp - sheep

whale - dolphin
playground - climb

Board game (modules 1-4) 112

Picture Dictionary 114

Grammar boxes 116

Cut-outs 121

Grade Five Objectives 127

Look!



child -



children



man -



men



woman -



women



3 Write the plural.

- 1. book Books
- 2. child Children
- 3. dress Dresses

- 4. man men
- 5. woman women
- 6. orange Oranges

4 Write a or an.

- 1.  It's an apple.
- 2.  It's a ruler.

- 3.  It's a bag.
- 4.  It's an umbrella.

5 Listen and circle. 

- a. **9** **11**
- b. **30** **50**
- c. **100** **80**
- d. **18** **8**
- e. **2** **12**
- f. **20** **17**

6 Point. Ask and answer. 



What's that?

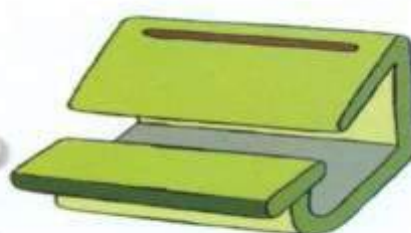
What colour is it?

Spell 'desk'.

It's a desk.

It's green.

D-E-S-K.



1 Listen and say.

a



dates



cake

i



white



rice

o



rose



home

2 Listen and chant.



Dave and Jerome

Dave and Jerome are at home.

Look at Dave. He has got a cake. A big cake with dates.

Look at Jerome. He has got a rose. A white rose on his nose!



1 Write.

A b B b C c D d E e F f G g
 H h I i J j K k L l M m N n
 O o P p Q q R r S s T t U u
 V v W w X x Y y Z z

2 Look and write.

1. **13** thirteen 2. **50** fifty
 4. **20** twenty 5. **15** fifteen 3. **80** eighty
 6. **6** six

3 Write the plural.

1. pen pens
 2. woman women
 3. child Children
 4. cat cats
 5. man men
 6. dress dresses

4 Listen and tick (✓).

1.		a <input type="checkbox"/>		b <input type="checkbox"/>
2.		a <input type="checkbox"/>		b <input type="checkbox"/>
3.		a <input type="checkbox"/>		b <input type="checkbox"/>
4.		a <input type="checkbox"/>		b <input type="checkbox"/>

Don't stand up. Sit down.
Turn around. مديرس Don't touch your nose.

5 Look and write.

1. **Turn round**

2. **Don't touch your nose**

3. **Don't stand up**

4. **Sit down**

6 Look, read and circle.

1. **I'm / We're** boys.

2. **I'm / They're** a girl.

3. **It's / You're** a bag.

4. **She's / You're** happy.

5. **They're / We're** kites.

6. **It's / He's** tall.

7. **She's / He's** my sister.

8. **I'm / You're** friends.

7 Look, read and circle.

1. Is he tall?

Yes, he is. / No, he isn't.

2. Is she sad?

Yes, she is. / No, she isn't.

3. Is it a ruler?

Yes, it is. / No, it isn't.

4. Are they desks?

Yes, they are. / No, they aren't.




1 Listen, say and circle the word that doesn't belong. 

1.

2.


3.




rice




dates




white



home



dates



cake



rose



home



white

2 Listen and number 1-6. 



a



b



c



d



e



f



3 Listen, say and write the missing letters.

a i o



d **a** tes



n **o** se



wh **i** te



r **o** se



gr **a** pes



b **i** ke

4 Look and write. Then match the words that rhyme.

rose ~~date~~ nose white ~~cake~~ kite



date



nose



rose



cake



kite



white

UNIT 1



Home and Family



Home and family

1

A chant



bedroom



kitchen



bathroom



living room

مدرسة تعليمية

1 Listen and match. Then say.

Where's my family?



Where's my father?

Where's my mother?

In the living room, in the living room

They are in the living room.

Where's my grandfather?

Where's my grandmother?

In the kitchen, in the kitchen

They are in the kitchen.

Where's my brother?

Where's my brother?

In the bathroom, in the bathroom

He is in the bathroom.

Where's my sister?

Where's my sister?

In the bedroom, in the bedroom

She is in the bedroom.



Look!

Where's my father?

He is **in** the living room.

Where's = Where is



uncle

aunt



cousin






baby



friend

1 Look and listen.



Look!

Is she your mother?
He isn't my father.
She isn't my mother.

Yes, she is.
No, she isn't.
مدرسة تعليمية

isn't = is not

2 Listen and number (1-4).



a



b



c



d

3 Look, read and circle.



1. **He isn't / She isn't** my aunt.



2. **I'm not / He isn't** my uncle.



3. **You aren't / It isn't** my cousin.



4. **It isn't / They aren't** pens.

4 Ask and answer.

Is he your father?



No, he isn't. He's my uncle.





مدرسة تعليمية



jigsaw puzzle



board game



computer game



garden



wardrobe

1 Look and listen. 

Let's play



Look!

Where's the board game?

Where's = Where is

It's = It is

It's **on** the bed.It's **in** the wardrobe.It's **under** the bed.**2 Listen and tick (✓).**

1.

a b

2.

a b

3.

a b

4.

a b **3 Look, read and complete.**

under in on



1. The jigsaw puzzle is _____ the bed.
on



2. The board game is **in** the wardrobe.



3. The computer game is **under** the desk.

4 Look at activity 2. Ask and answer.

Where's the jigsaw puzzle?



It's under the bed.



1

Let's play



bookcase



lamp



sofa



TV



window

Look!

Where are the dolls?

They're = They are

They're **next to** the sofa.



They're **between** the lamp and the computer.



1 Look and listen. Then play.

Where are the board games?



They're next to the lamp.



- board games
- jigsaw puzzles
- books
- rubbers
- teddy bears
- computer games



1 Listen and say. 

ea



teacher



eat

ea



bread



head

2 Listen and chant. 



My teacher


This is my teacher with
 a hat on his head.
 It is red. It is red.

This is my teacher with
 bread in his bag.
 The bag is black.
 It is black.

Teacher, teacher
 Read your book!
 Teacher, teacher
 Read your book!

1 Look and listen.

The jigsaw puzzle





2 Read and write T for True or F for False.

1. Picture 1: The jigsaw puzzle is next to the bed.
2. Picture 3: The girls are in the jigsaw puzzle.
3. Picture 4: A rabbit is with the girls.
4. Picture 5: The girl is at home.

F
T
F
T



Revision 1

مدرسة تعليمية

1 Look and write.

grandfather ~~aunt~~ cousin grandmother uncle baby

1. aunt

2. baby

3. grandmother

4. cousin

5. uncle

6. Grandfather

2 Listen and number (1-4).



-
-
-
-



3 Look and write.

garden bedroom kitchen



1. Where's Ammar?
He's in the Kitchen



2. Where's Hasna?
She's in the bedroom



3. Where's Aisha?
She's in the garden

1 Listen and read.



My family

My name is Ali and this is my family. In this photo, my father, my mother, my brother and my sister are in the garden. My uncle, Karim, my aunt, Reema and my cousin, Saud, are in the garden, too.

Writing tip

We use **commas** (,), and **and** to write a list of things in a sentence.
*This is my father, my mother, my brother **and** my sister.*

Phonics revision

1 Listen and say. 

a - i - o



dates



cake



white



rice



rose



home

ea - ea



teacher



eat



bread



head

2 Listen and say. Then circle. 



a i



i a



i ea



o ea



o ea



a o



ea o



o ea

My favourite room

1 Look and listen.



This is my living room. It's my favourite room. The sofa is orange. The vase is on the table. The TV is big.

This is my bedroom. It's my favourite room. My books and my board games are in the bookcase. I have got teddy bears, cars and planes, too.



2 Read and write T for True or F for False.



1. The sofa is blue.
2. The vase is on the table.
3. The TV is big.

F
T
T



4. The books and the computer games are in the bookcase.
5. He has got cars and planes.


T
T

1 Listen and say. 

oo



oo



2 Listen and chant. 



Look! Look!

Look! Look!
Food in the room!
Food in the room!
Let's eat! Let's eat!

Oh, no! Oh, no!
Food on my book.
Food on my book!



UNIT 2

Friends

KSA - Edition
Smart Class 3

English Language
Elementary Stage
Fifth Elementary Grade
First Semester

اللغة الإنجليزية
المرحلة الابتدائية
الصف الخامس الابتدائي
الفصل الدراسي الأول



كتاب الطالب

Student's Book

كتاب التمارين
including Workbook

50

fifty

51

fifty-one

52

fifty-two

53

fifty-three

حلول

Friends

2

54

fifty-four

55

fifty-five

56

fifty-six

57

fifty-seven

58

fifty-eight

59

fifty-nine

A chant

60

sixty

70

seventy

80

eighty

90

ninety

100

a hundred



bus - buses

1 Listen and match. Then say.



Friends

I have got thirty buses.

You have got seventy buses.

Together we have got a hundred buses.

Buses, buses, buses

For all the boys and all the girls!

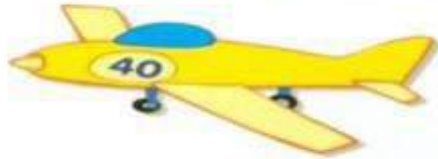
I have got fifty planes.

You have got forty planes.

Together we have got ninety planes.

Planes, planes, planes

To share with all our friends!



Look!



I have got a bus.



You have got a jigsaw puzzle.



We have got two planes.



You have got books.



They have got a board game.



parrot



lizard



frog



snake



rabbit



bird

1 Look and listen.

Have you got a new pet?

Yes, I have.



1

Have you got a pet lizard?

No. I haven't got a pet lizard.



2

Have you got a pet snake?

No, I haven't.



3

I have got a pet rabbit!

Oh, look! Her rabbit is white.



4

Look!

Have you got a frog?

Yes, I have.

No, I haven't.

haven't = have not



His parrot is green.



Her cat is brown.



Our fish is yellow.

2 Listen and match.



3 Look, read and circle.



1. **My / Our** parrot is red and green.



2. **Her / His** frog is green.



3. **Your / Our** lizard is brown.



4. **Her / Our** fish is yellow.



5. **His / Her** rabbit is white.

4 Ask and answer. Then write.

Have you got a parrot?

Yes, I have.



- Find someone who has got:
- a parrot _____
- a cat _____
- a fish _____
- a rabbit _____
- a bird _____



curly hair straight hair long hair short hair



1 Look and listen.

My Friends



This is Jameel. He has got curly hair. His eyes are brown.



This is Henry. He hasn't got long hair. He has got short hair and green eyes.



This is Fatima. She has got long hair. Her eyes are brown.



This is Mary. She hasn't got curly hair. She has got straight hair and blue eyes.

Look!He
Shehas got
hasn't gotكشكش
curly hair.

hasn't = has not

2 Look at activity 1 and write.

	Jameel	Henry	Fatima	Mary
 hair	curly	short	long	Straight
 eyes	brown	green	brown	blue

3 Listen and number (1-4). 

a | 1

b | c | d | **4** Look at activity 1 and say. 

He hasn't got curly hair. He has got straight hair.



It's Henry!






Has	he she it	got brown eyes?	Yes, No,	he she it	has/hasn't.
Have	they			they	



1 Look and listen. 



2 Look and listen. Then play. Use the cut-outs on page 121. 



Has he got a big mouth?

Yes, he has.



Phonics

computer - duck

1 Listen and say. 

u



computer

cute

u



duck

jumper

2 Listen and chant. 





My duck



I have got a duck.
A cute, hungry duck.
Where's my duck?
Is it on the computer?

He has got a duck.
A cute, hungry duck.
Where's his duck?
It's under the jumper.

Show and Tell

1 Look and listen.





2 Read and circle.

1. Picture 1: Has Ali got a pet?
2. Picture 2: Has the cat got big ears?
3. Picture 2: Has the cat got a long tail?
4. Picture 4: Is the parrot yellow?

- Yes, he has. / No, he hasn't.**
Yes, it has. / No, it hasn't.
Yes, it has. / No, it hasn't.
Yes, it is. / No, it isn't.

1 Listen and match.



1. Ameen

2. Becky

3. Abdullah

4. Ann



a.



b.



c.



d.

2 Look at activity 1 and complete the sentences.

has got hasn't got have got haven't got

1. Ameen hasn't got curly hair.

2. Abdullah has got black hair.

3. Ann has got green eyes.

4. Becky has got brown eyes.

5. Ameen and Abdullah

has got

brown eyes.

6. Ann and Becky

has got

black hair.

3 Look and match. Then write.

lizard snake ~~rabbit~~ bird frog



a.



It's a bird.

b.



It's a rabbit.

c.



It's a snake.

d.



It's a lizard.

e.



It's a Frog.

1 Listen and read. 



Karim

My best friend

Hello. My name is Karim. This is my best friend, Saad. He's very tall and thin. He has got brown hair. His eyes are brown. His favourite food is kabsa.



Saad



Kabsa

Writing tip

Adjectives go before nouns.
e.g. He has got **brown** hair.

The intensifier **very** is used to modify adjectives.

e.g. He's **very tall**.

My rabbit has got **very long** ears.

1 Listen and say. 

oo - oo



food



room



book



look

u - u



computer



cute



duck



jumper

2 Listen and say. Then circle. 



oo u



oo u



oo u



oo u



oo u



oo u



oo u



oo u

1 Look and listen. 



Karim KSA

Karim: Hello. I'm Karim. I'm 11 years old.

Mario: Hi! I'm Mario. I'm 12 years old. I've got curly hair. My eyes are blue.

Karim: I've got black hair and brown eyes. What's your favourite food?

Mario: Pasta. What's your favourite food?

Karim: Kabsa. It's meat with rice. What's your favourite toy?

Mario: My plane! It's big!

Karim: I've got a big plane, too!



Mario ITALY

2 Read and write T for True or F for False.

1. Karim is 12 years old.
2. Mario has got curly hair and blue eyes.
3. Karim has got green eyes.
4. Mario's favourite food is pasta.
5. Kabsa is meat with pasta.
6. Karim and Mario have got big planes.

F
F
E
T
F
T

Plurals cats - birds - dresses

1 Listen and say. 

S

S



cats



rabbits



birds



hens

es



dresses



foxes

2 Listen and chant. 



Funny animals

Cats with hats
Rabbits with carrots
Foxes with dresses
And hens with shoes.

Cats with hats
Rabbits with carrots
Foxes with dresses
And birds with balloons.



Animals

3

head



wings

leg



monkey

hump



camel

A chant


1 Listen and match. Then say. 

Animals everywhere!

Look! A monkey!
Its tail is very long
Its legs are short
Its mouth is big
It isn't tall.

Look! Parrots!
Their tails are long
Their heads are small
Their wings are big
They aren't black.

Look! Camels!
Their humps are big.
Their necks are very long.
They aren't short.
Camels! Camels!



Look!



Its neck is very long.



Their tails are short.

2 Play. 

Its tail is very long.



It's a monkey.



talk



swim



run



jump



fly

1 Look and listen.





climb a tree

Look!

Can you swim? **كلاول**

Yes, I can.
No, I can't.

can't = cannot

منصة مدرسة تعليمية

I can swim.



I can't swim.



2 Listen and tick (✓).



1.



a



b

2.



a



b

3.



a



b

4.



a



b

3 Write ✓ for 'I can' and X for 'I can't.' Then ask and answer.



You Your friend

talk

swim

run

jump

fly

climb a tree

Can you swim?

Yes, I can.





wolf



elephant



penguin



hippo



crocodile

1 Look and listen.



Wild animals



1

This is an Arabian wolf. It's not very big. It has got a small head. It can run fast and swim, too.



2

This is a hippo. It has got a big mouth, but it can't talk.



3

This is an elephant. It has got big ears. It can run, but it can't climb.



4

These are penguins. They have got small wings. They can jump, but they can't fly.

Look!

It can run.
It can't climb.







They can jump.
They can't fly.

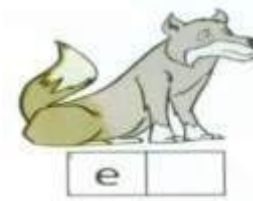
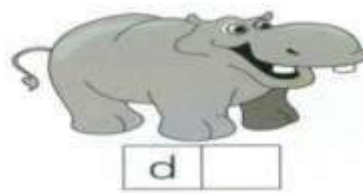
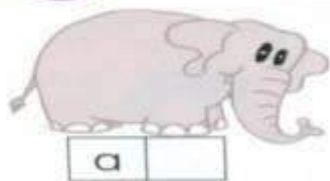


can't = cannot

2 Look at activity 1 and complete.

	HAS GOT / HAVE GOT	CAN ✓ / CAN'T X
	_____ head	run fast ✓ _____ ✓
	_____ mouth	_____ X
	_____ ears	_____ ✓ _____ X
	_____ wings	_____ ✓ _____ X

3 Listen and number (1-5).



4 Ask and answer.



It has got small wings. It can jump, but it can't fly.



It's a penguin!



see



sheep



tiger



horse



lion



zebra



goat

1 Look and listen. Then play.



How many
elephants
can you see?

I can see 3
elephants.



sheep



sheep



wolf



wolves



fish



fish



Phonics

chimp sheep

1 Listen and say. 

ch



chimp



peach



chair

sh



sheep



fish



shirt

2 Listen and chant. 




The chimp and the sheep

Look at the chimp.
It has got peaches.
It is on the chair.
And peaches
are everywhere!

Look at the sheep.
They have got shirts.
They are on the chairs.
And shirts are everywhere!

Can lions run?

1 Look and listen.





3



4

2 Read and circle.

1. Picture 1: Can hippos swim?
2. Picture 2: Can a zebra climb a tree?
3. Picture 3: Have lions got long tails?
4. Picture 4: Have lions got small mouths?

- Yes, they can. / No, they can't.
Yes, it can. / No, it can't.
Yes, they have. / No, they haven't.
Yes, they have. / No, they haven't.

Revision 3

1 Look and write.

penguin lion tiger camel zebra
 monkey hippo elephant

1 T I G E R
 2 L I O N
 3 P E N G U I N
 4 H I P P O
 5 M O N K E Y
 6 Z E B R A
 7 C A M E L

2 Look at activity 1 and circle.

- | | |
|------------------------|---|
| 1. Can lions run? | Yes, <u>they can.</u> / No, they can't. |
| 2. Can penguins fly? | Yes, they can. / <u>No, they can't.</u> |
| 3. Can elephants jump? | Yes, they can. / <u>No, they can't.</u> |
| 4. Can hippos swim? | Yes, <u>they can.</u> / No, they can't. |
| 5. Can camels talk? | Yes, they can. / <u>No, they can't.</u> |

3 Look, complete and answer. sheep wolves goats

28



sheep

1. How many can you see?

I can see 28 sheep

56



wolves

2. How many can you see?

I can see 56 wolves

99



goats

3. How many can you see?

I can see 99 goats

1 Listen and read.

My favourite animal



My favourite animal is the camel. It has got a small head, a long neck and long legs. Its ears are small. It has got a hump, too. It can run, but it can't swim.



Writing tip

We use **and** to join similar ideas.
It has got a long neck **and** long legs.

We use **but** to join two opposite ideas.
It can run, **but** it can't swim.

1 Listen and say. 

s - s - es



cats



rabbits



birds



hens



dresses



foxes

ch - sh



chimp



peach



chair




sheep



fish



shirt

2 Listen and say. Then circle. s

es

s

es



s

es

ch

sh



ch

sh

ch

sh



strong

1 Look and listen.



This is an Arabian Babbler. It is grey, brown and white. It has got a long tail, wings and strong legs. It can fly but it can't talk.



This is a kangaroo. It's a beautiful animal. It has got two short legs and two long legs. It has got a long tail, too. It can't fly, but it can jump and swim, too!

2 Read and circle.

1. Has the Arabian Babbler got a long tail?
2. Can the Arabian Babbler fly?
3. Has the kangaroo got four long legs?
4. Has the kangaroo got a short tail?
5. Can the kangaroo jump?

Yes, it has. / No, it hasn't.

Yes, it can. / No, it can't.

Yes, it has. / No, it hasn't.

Yes, it has. / No, it hasn't.

Yes, it can. / No, it can't.

1 Listen and say. 

wh



whale



wheel

ph



dolphin



photo

2 Listen and chant. 



The photo

Look at the photo

What is this?

A white whale on a wheel.

Look at the photo

What is this?

A white dolphin on a wheel.

And what's that? What's that?

Is it an elephant and a cat?

No, look! It's an elephant
with a big hat.



My town

4

مدينة مدرسية تعليمية



library



toy shop



school



restaurant



park

A chant

1 Listen and match. Then say. 

This is my town

This is my town.
This is my town.
HI-HO-A-MERRY-O
This is my town!

There is a school.
There is a school.
HI-HO-A-MERRY-O
This is my town!

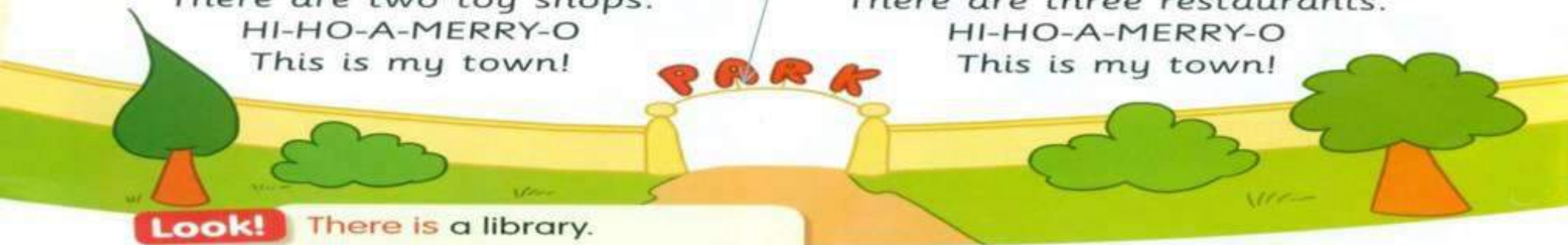
There is a park.
There is a park.
HI-HO-A-MERRY-O
This is my town!

There are two toy shops.
There are two toy shops.
HI-HO-A-MERRY-O
This is my town!

There are three restaurants.
There are three restaurants.
HI-HO-A-MERRY-O
This is my town!

Look!

There is a library.
There are three restaurants.





hospital



farm



نظرة مدرسة تعليمية

Is there a hospital in your town?
Yes, there is. / No, there isn't.

isn't = is not

2 Read, look at activity 1 and write.

Yes, there is. No, there isn't.

1. Is there a supermarket?
2. Is there a mosque?
3. Is there a hospital?
4. Is there a farm?
5. Is there a restaurant?

Yes, there is .
 Yes, there is .
 No, there isn't .
 No, there isn't .
 Yes, there is .

3 Listen and tick (✓).



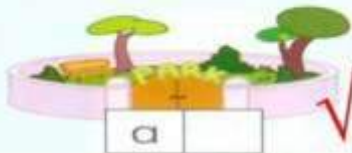
1.



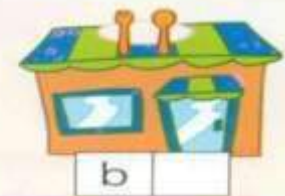
2.



3.



4.



4 Play. Use the cut-outs on page 123.



Is there a supermarket
in your town?



Yes, there is.





It's raining



sunny



cloudy



windy



hot



cold

1 Look and listen.



What's the weather like in your city?

I'm Lee. I'm from Seoul, Korea. It's cold here today.



1



I'm Ramiro. I'm from Mexico City. It's raining here today.



2



I'm Hassan. I'm from Marrakech, Morocco. It's cloudy and windy here today.



3

I'm Ameer. I'm from Riyadh, Saudi Arabia. It's hot and sunny here today.



4






Where's the hospital?

- a. It's **next to** the mosque.
- It's **opposite** the police station.
- It's **between** the mosque and the school.

The mosque is next to the hospital.



1 Read the sentences and name the buildings.



1. The toy shop is between the hospital and the police station.
2. The mosque is next to the hospital.
3. The restaurant is opposite the police station.
4. The school is next to the playground and opposite the mosque.

2 Look and listen. Then play.

Where's the hospital?

It's between the police station and the restaurant.



Phonics

playground climb

1 Listen and say. 

pl



playground



plane

cl



climb



clap

2 Listen and chant. 




At the playground

We are at the playground
Let's climb a tree!
Clap your hands.
You and me!

It is cloudy.
Look at the plane!
We are at the playground.
Hurray! Hurray!

1 Look and listen.





2 Read, look and write T for True or F for False.

- | | |
|--|---|
| 1. Picture 1:  It's sunny. <input checked="" type="checkbox"/> T | 4. Picture 3: It's raining. <input type="checkbox"/> F |
| 2. Picture 2:  It's raining. <input checked="" type="checkbox"/> T | 5. Picture 4: Jack has got an umbrella. <input checked="" type="checkbox"/> T |
| 3. Picture 2:  There's a playground next to his house. <input type="checkbox"/> F | |

Revision 4

1 Listen and number (1-4).



2 Look and write. Where can you find them?

toy shop
hospital
supermarket
library
park
restaurant



3 Read and complete. There is There are Is there Is there

1. **Is there** _____ a police station opposite the park?
2. **There are** _____ two restaurants in the town.
3. **There is** _____ a mosque next to the library.
4. **Is there** _____ a playground in the town?



Project 4

مشروع مدرسة تلوين

1 Make a town.



2 Ask and answer.

Where's the police station?

It's between the school and the hospital.



3 Listen and read.



My town

In my town, there's a mosque, a supermarket and a playground. The supermarket is opposite the playground. There are three restaurants, too.

Writing tip

- We use **a/an** when we refer to non-specific nouns.
e.g. There is **a** mosque in my town. There is **an** apple in my bag.
- We use **the** when we refer to specific nouns.
e.g. The school is between **the** library and **the** toy shop.

1 Listen and say. 

wh - ph



whale



wheel



dolphin



photo

pl - cl



playground



plane



climb



clap

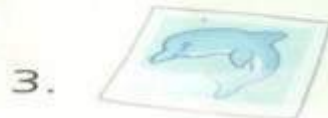
2 Listen and say. Then circle. 



wh ph



wh ph



wh ph



wh ph



pl cl



pl cl



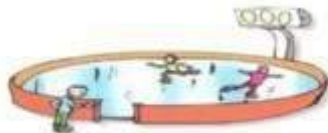
pl cl



pl cl



roller coaster



ice rink



cartoon



hotel



rides

Theme parks

1 Look and listen.



The **Al-Shallal** Theme Park is in Jeddah. There is a big roller coaster, an ice rink and lots of rides. There are restaurants and shops, too.



Disneyland Theme Park is in Paris. There are lots of rides and animal cartoons for children. There are shops and restaurants, too. There are hotels next to the theme park.



2 Read and write T for True or F for False.

1. The Al-Shallal Theme Park is in Riyadh.
2. There is a roller coaster and an ice rink in the Al-Shallal Theme Park.
3. There are lots of rides in Disneyland theme park.
4. There are supermarkets next to Disneyland theme park.

F
T
T
F