

Work Book

المملكة العربية السعودية
Kingdom of Saudi Arabia

Write the letters

Example




وزارة التربية والتعليم
Ministry of Education

Get Ready

Workbook

1

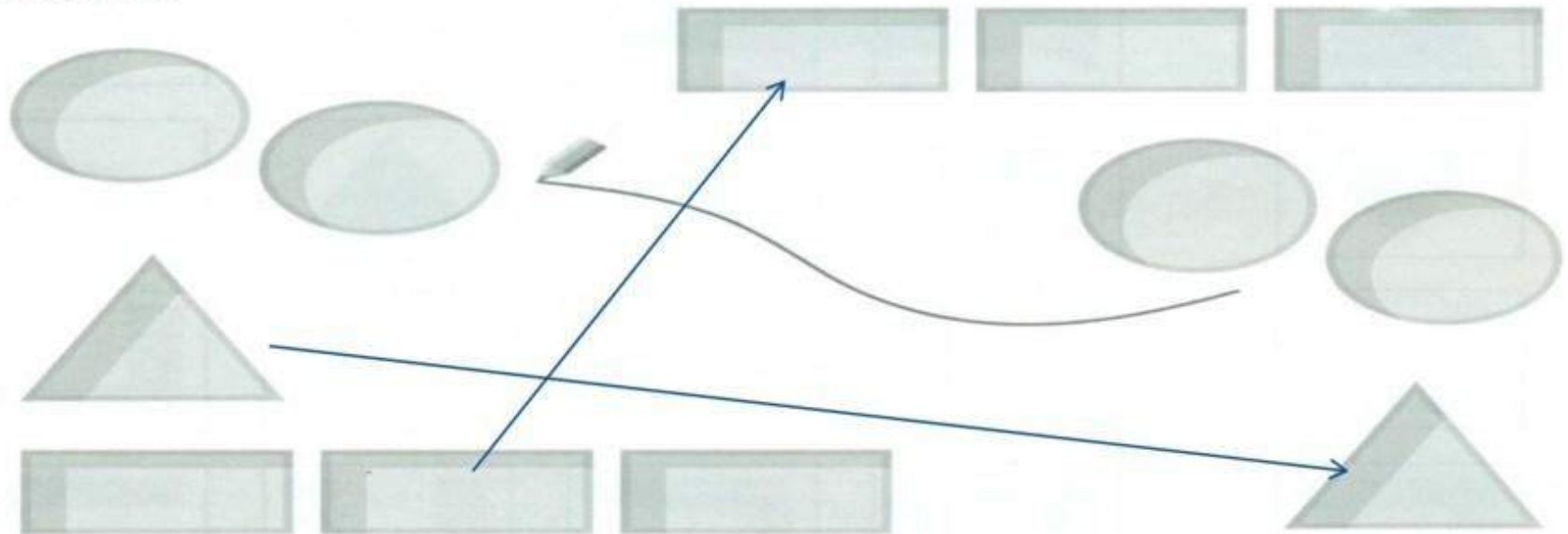



MACMILLAN



Hello

1 Match.



2 Trace and draw.




- 1 Pre-reading: identify shapes
- 2 Writing: practise left to right pencil movements

3 Find and circle.

1					
2					
3					
4					

4 Follow the lines.

5 Trace.



6 Trace.



3 Find and circle.

1					
2					
3					
4					

4 Trace.

5 Trace and find.



6 Count and write.



1



2



3

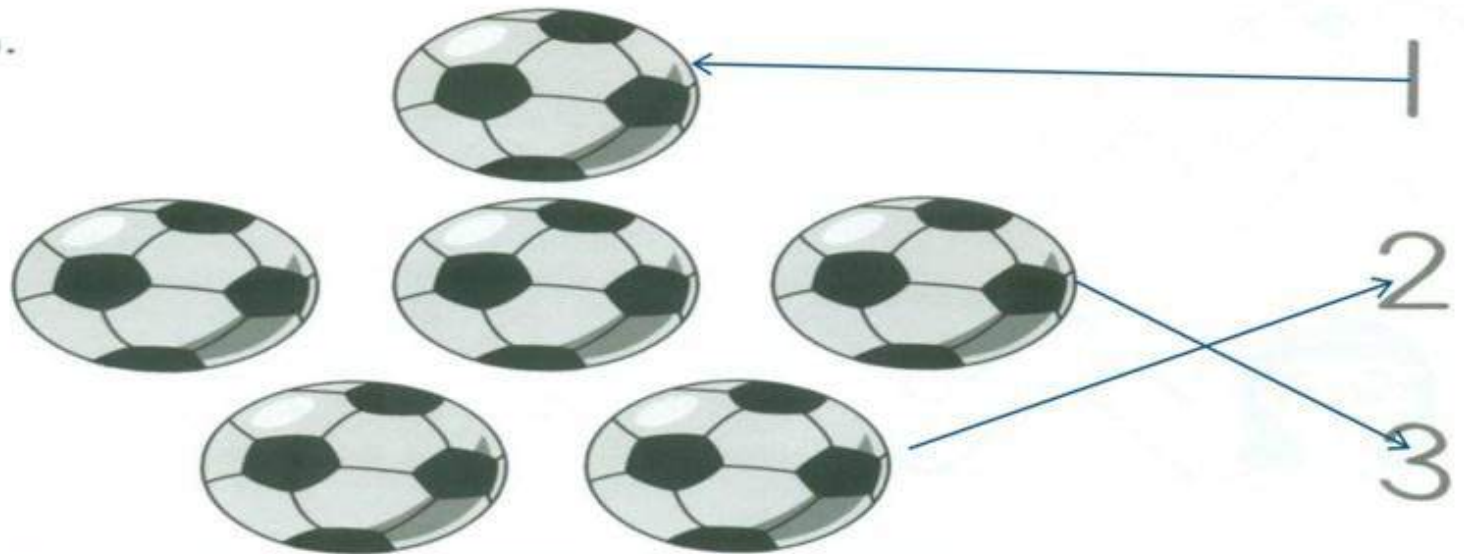
My family

1 Trace and write.

1 2 3

Tracing practice lines for numbers 1, 2, and 3. Each row contains a solid number with a directional arrow, followed by two dashed versions of the same number for tracing.

2 Match.



1 Write numbers 1, 2 or 3.



2 Circle and say what doesn't fit.

1			
2			
3	3	2	
4			

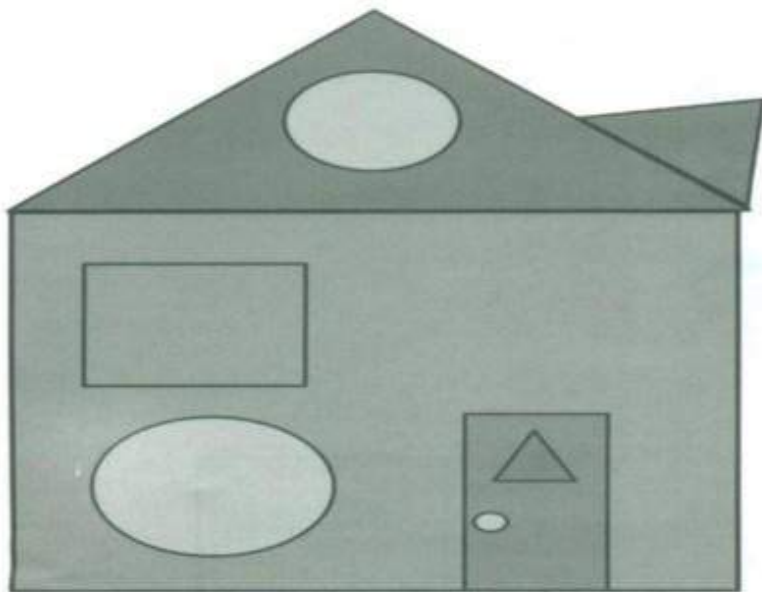
3 Colour. Say the colour.



4 Trace and say.



5 Find and trace. Write how many.



3 _____



1 _____



2 _____




3 _____



SAUDI STARS 1

1 Who is it?



2a Listen and chant. 



2b Say your own chant. 

3 Listen and match. 




May

Khalid

Andy

Maria

4 Project: Ask and answer. 



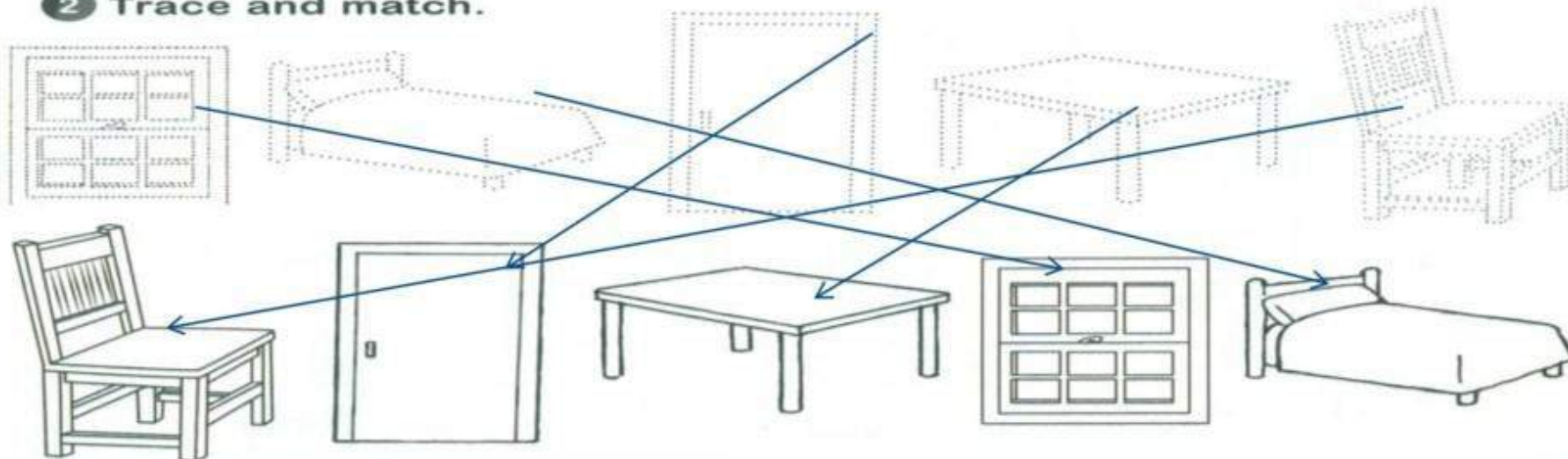
My room

1 Trace and write.

4 5 6

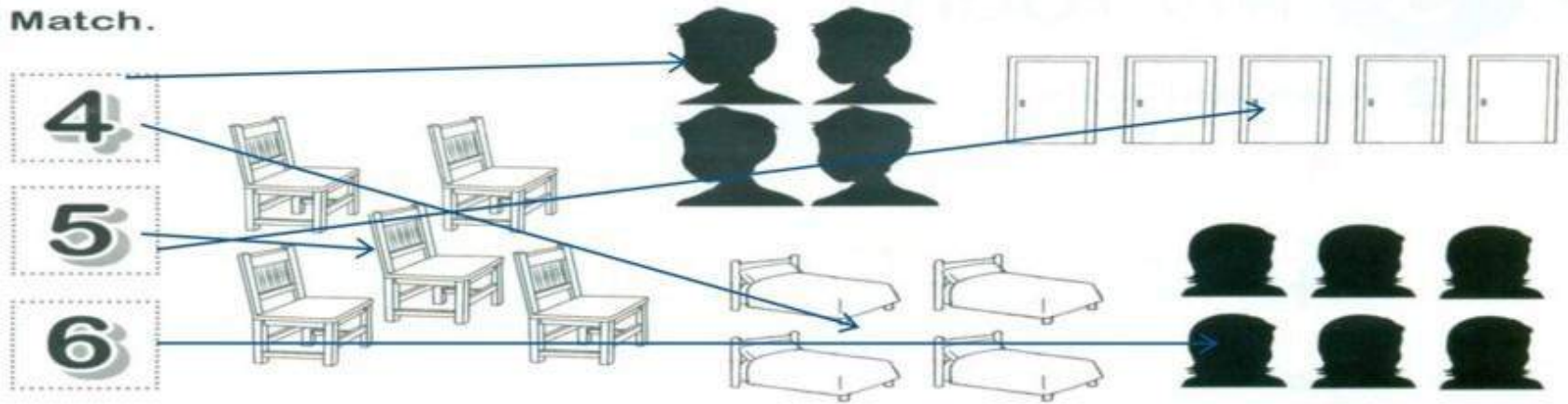


2 Trace and match.





- 1 Writing: write numbers 4-6
- 2 Pre-reading: practise vocabulary

3 Match.

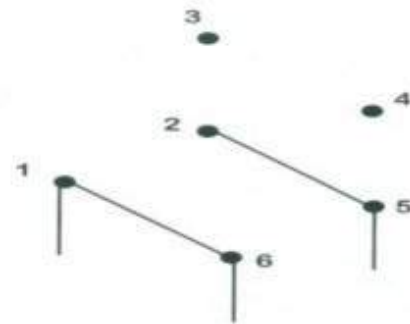
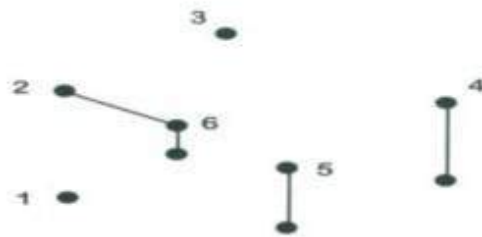


4 Find and circle.






6 Join.



4

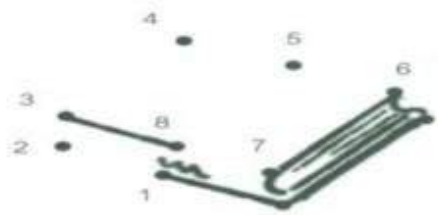
My classroom

1 Trace and match.



2 Trace and copy.

3 Join.



4 Find and circle.

5 Trace and complete.



6 Count and write.



10



7



3



8



4



6

1 Trace and copy.

1

2

3

4

5

6

7

8

9

10

1

3

3

4

5

6

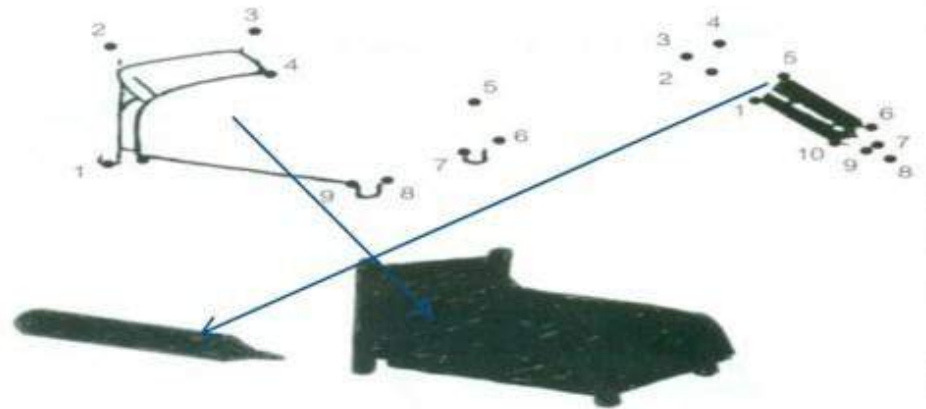
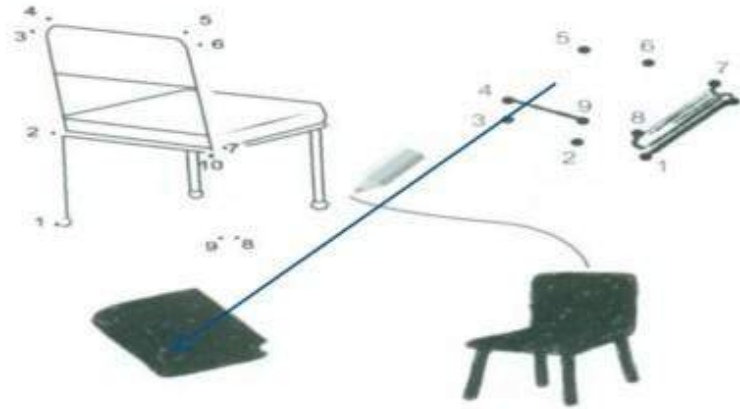
7

8

8

10

2 Join and match.





3 Think and write.





SAUDI STARS 2

1 Say the words. Then listen and check.  

1

6

+



Six orange
tables

2

10

+



Ten green bags

3

5


+




Five black
doors

2 Listen and find. Listen and say. 




3 Listen and say. 



4 Listen and look. 



5 Project: Tell your partner about your room. 



Progress check 1

1 Write the missing numbers. 

























Example

	2	3	4
1	4	3	2
2	7	8	9

3	1	2	3
4	3	4	5
5	8	9	10

2 Listen and tick ✓. 

Example

		<input type="checkbox"/>		<input checked="" type="checkbox"/>		<input checked="" type="checkbox"/>		<input type="checkbox"/>
1		<input type="checkbox"/>		<input checked="" type="checkbox"/>		<input type="checkbox"/>		<input checked="" type="checkbox"/>
2		<input checked="" type="checkbox"/>		<input type="checkbox"/>		<input checked="" type="checkbox"/>		<input type="checkbox"/>
3		<input checked="" type="checkbox"/>		<input type="checkbox"/>		<input type="checkbox"/>		<input checked="" type="checkbox"/>
4		<input checked="" type="checkbox"/>		<input type="checkbox"/>		<input checked="" type="checkbox"/>		<input type="checkbox"/>
5		<input type="checkbox"/>		<input checked="" type="checkbox"/>		<input checked="" type="checkbox"/>		<input type="checkbox"/>




5

5

How many? Count and write.



Example

		1
1		2
2		2
3		1

4		3
5		9
6		7
7		6

8		4
9		1
10		3

10

4 Listen and answer.

1 **Ali**

2

AUGUST						
SUN	MON	TUE	WED	THU	FRI	SAT
4	5	6	7	8	9	10
11	12	13	14	15	16	17
18	19	20	21	22	23	24
25	26	27	28	29	30	31




5

25

Animals

1 Trace and count.



6



3



5



7



4



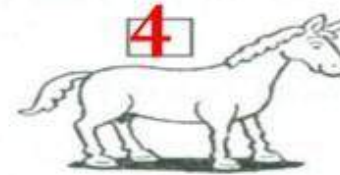

1

2 Find and circle.



3 Read and number.

- 1 chicken
- 2 dog
- 3 cat
- 4 horse
- 5 goat
- 6 rabbit



4 Trace and copy.



5 Find a and c. Circle.

a  bag  goat  rabbit

c  pencil  cat  chicken

6 Copy.



7 Write a and c.



c at





r a bbit



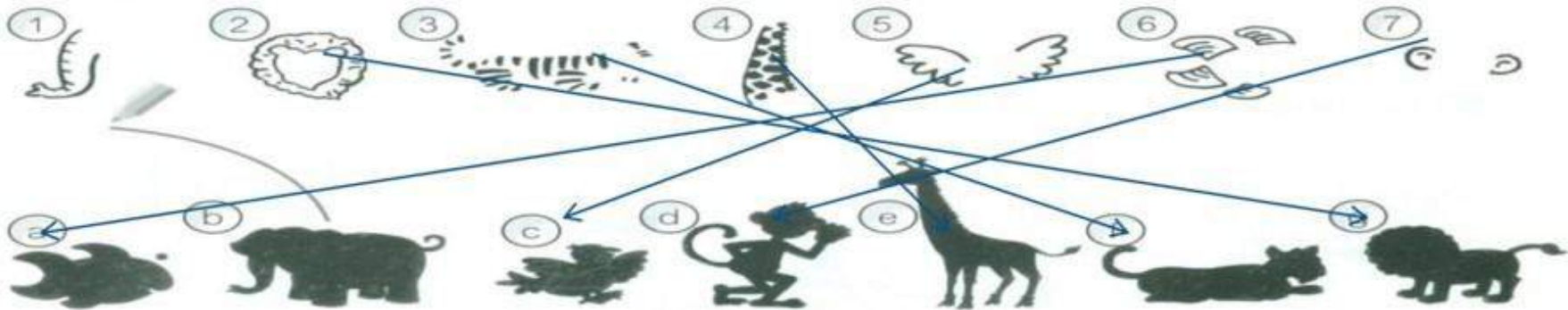
go a t

Zoo

1 Trace and count.



2 Match.



3 Find and circle.

a	→	a	a	c	a	a	c	c	a	c	a
c	→	c	c	c	a	c	c	a	a	c	a

4 Trace and copy.

e e e

e	e	e									
---	---	---	--	--	--	--	--	--	--	--	--

o	o	o									
---	---	---	--	--	--	--	--	--	--	--	--

o	o	o									
---	---	---	--	--	--	--	--	--	--	--	--



5 Read and number.

1 giraffe

2 lion

3 fish

4 bird

5 tiger

6 elephant

1



2



3



4



5



6




6 Copy.



7 Write e and o.



1 Match and say.



2 Match the letters and find the things. Then trace the letters.

1

a o o e o o

2

c a e o e a

3

e c a c a c

4

o e c a c e



- 1 **Reading; speaking:** recognise shapes and say vocabulary
 2 **Reading; writing:** read and write letters a, c, e, o

3 Read, say and trace. How many letters?


1  goat rabbit giraffe cat **4** _____

2  cat black car **3** _____

3  elephant chicken monkey **4** _____

4  dog horse orange lion **4** _____

4 Draw on the animals, and read. How many animals?



cats
 giraffes
 birds
 elephants
 tigers




SAUDI STARS 3




1 How many animals can you find in 1 minute?





	10
	5
	6
	3
	7
	9
	10


2 Listen and chant. We love the zoo! 



3 Listen, match and say.   

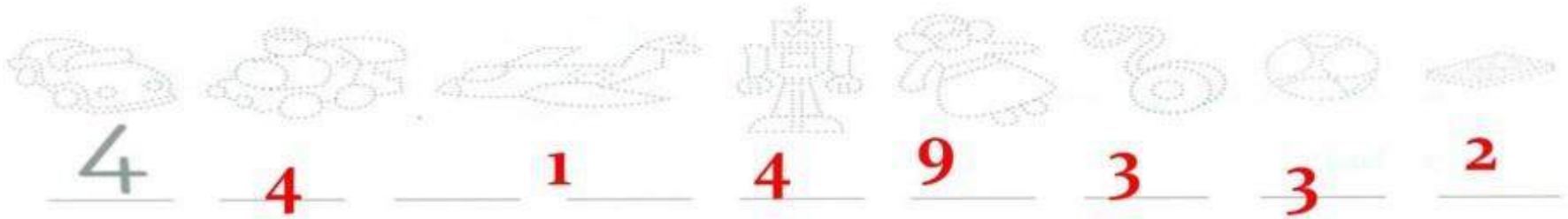


4 **Project:** Draw your favourite animal. Can you write the name?
Show the class.  

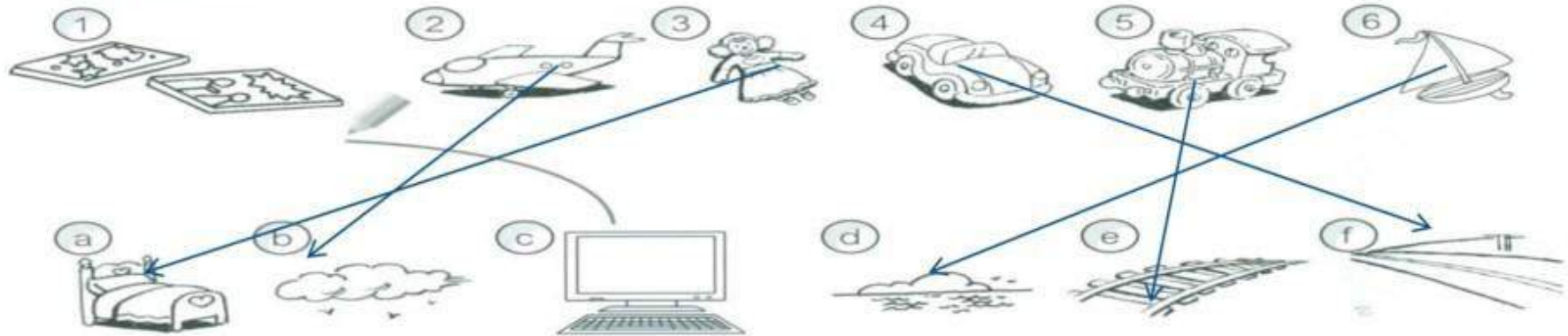


My toys

1 Trace and count.




2 Match.



1 Reading; writing: identify shapes, count and write numbers
2 Pre-reading: match related objects

3 Read and number.

- 1 car
- 2 train
- 3 robot
- 4 boat
- 5 aeroplane
- 6 doll
- 7 yo-yo
- 8 computer game
- 9 ball



4 Trace and copy.



5 Find d and g. Circle.

d  door  doll  bed

g  dog  goat  girl

6 Copy.

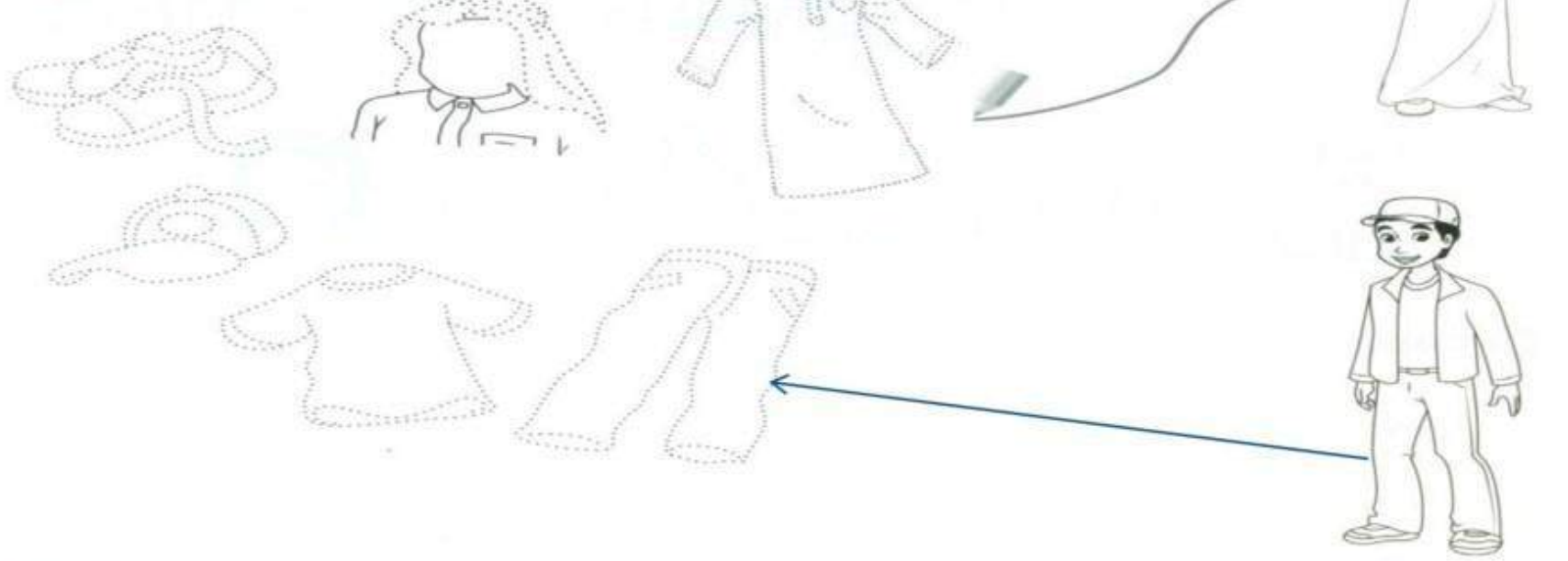
Tracing practice for letters d, g, and q. Each letter is shown on a set of three horizontal lines (top, middle, bottom) with numbered arrows indicating the stroke order. Below each letter is a dashed line for copying.

7 Write d and g.

 __oll  ba__  __o__

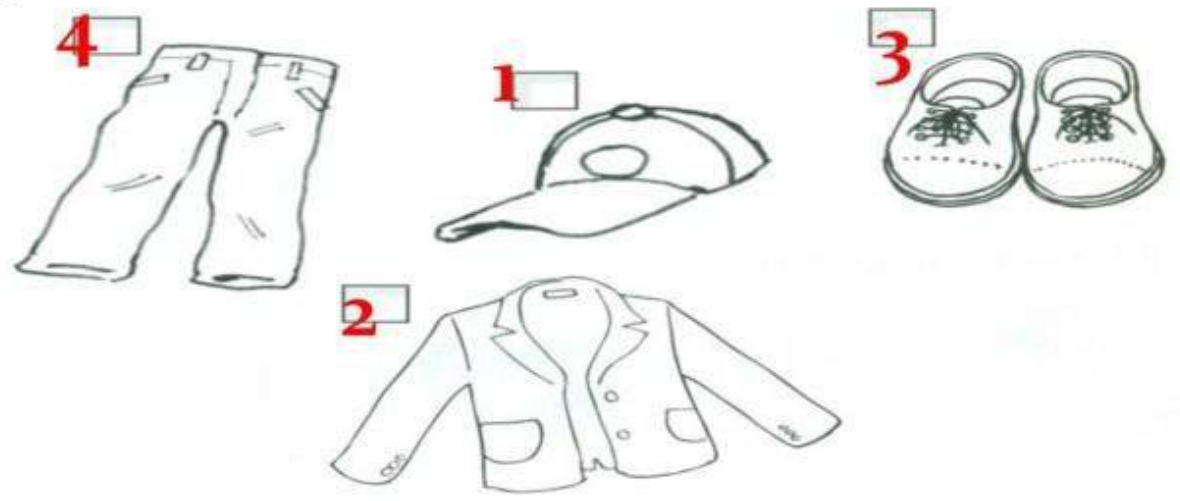
My clothes

1 Trace and match.



2 Read and number.

- 1 cap
- 2 coat
- 3 shoes
- 4 trousers



3 Read, number and colour.

1 a green shirt

2 a purple cap

3 a white thobe

4 a red T-shirt

5 blue trousers

6 black shoes



4 Trace and copy.



5 Find i, l and t. Circle.

i  tiger  fish  rabbit

l  pencil  elephant  lion

t  goat  train  thobe

6 Trace and copy.

Tracing practice lines for letters i, l, and t. Each row shows a dashed line with a letter and a downward arrow indicating stroke direction, followed by a solid line and a dashed line for copying.

7 Write i, l and t.

 f _ sh  _ ion  _ iger

1 Match.

2 Write.

1 _og

2 _oat

3 _ap

4 _pple

5 _rain

6 _ion

7 _lephant

8 _range

3 Find, circle and write.

1  b **a** _ g

2  d **o** _ g

3  **g** _ oat


d	o	l	l	a	c
t	e	g	b	e	d
g	o	a	t	a	e
g	b	a	g	e	t
g	d	o	g	e	t
a	c	d	p	e	n

4  b **e** _ d

5  p **e** _ n

6  **d** _ oll

4 Count and match.

5 

6

7

8

9

10



SAUDI STARS 4

1 Ask and answer.



animals



toys



clothes


What's your favourite toy?

D purple.


A boat?

Yes.

	d	g	q	i	l	t
purple						
green						
orange						
yellow						
blue						
red						

2 Listen and chant. Act it out. 



3 Listen and read. 



Progress check 2

1 Listen and circle.



Example



1



2



3



4



5



5

2 Listen and match.



Example



1



2



3



4



5



5

Write the letters.

Example



c

g q i l t a c e o d



g



d



e



c



T



q



i



l



a



o

4 Listen and answer.



10



5



25