



↓ تم تحميل ملف المادة من مكتبة طلابنا  
زورونا على الموقع

[www.tlabna.net](http://www.tlabna.net)

مكتبه طلابنا تقدم لكم كل ما يحتاج المعلم والمعلمه والطلبة , الطبعات الجديده للكتب والحلول ونماذج الاختبارات والتحاثير وشروحات الدروس بصيغة الورد والبي دي اف وكذلك عروض البوربوينت.

SUPER

# GOAL 1

**MANUEL DOS SANTOS**



وزارة التعليم  
Ministry of Education  
2021 - 1443



## SuperGoal 1 Student Book

Published by McGraw-Hill Education, 2 Penn Plaza, New York, NY 10121. Copyright © 2021 by McGraw-Hill Education. All rights reserved. No part of this publication may be reproduced or distributed in any form or by any means, or stored in a database or retrieval system, without the prior written consent of McGraw-Hill Education, including, but not limited to, in any network or other electronic storage or transmission, or broadcast for distance learning.

ISBN: 978-1-4470-9093-9

*Publisher:* Jorge Rodríguez Hernández

*Editorial director:* Anita Raducanu

*Development editors:* Ana Laura Martínez Vázquez, Janet Battiste

*Art direction:* Heloisa Yara Tiburtius

*Interior design and production:* Page2, LLC

*Cover design:* Page2, LLC

*Photo coordinator:* Kevin Sharpe

Photo Credits: The Photo Credits section for this book on page 84 is considered an extension of the copyright page.

Exclusive rights by McGraw-Hill Education for manufacture and export. This book cannot be re-exported from the country to which it is sold by McGraw-Hill Education. This Regional Edition is not available outside Europe, the Middle East and Africa.



وزارة التعليم [www.mheducation.com](http://www.mheducation.com)

Ministry of Education

2021 - 1443



# Contents



	Scope and Sequence	iv
Unit 1	Good Morning!	2
Unit 2	What Day Is Today?	10
Unit 3	What's That?	18
Unit 4	Around the World	26
	<b>EXPANSION Units 1–4</b>	<b>34</b>
Unit 5	Families, Families	40
Unit 6	Is There a View?	48
Unit 7	Where Do You Live?	56
Unit 8	What Are You Doing?	64
	<b>EXPANSION Units 5–8</b>	<b>72</b>
	Vocabulary	78
	Irregular Verbs	83
	Photo Credits	84





# Scope and Sequence

	Unit Title	Functions	Grammar
<b>1</b>	<b>Good Morning!</b> Pages 2–9	Greet people / Say goodbye Introduce yourself and others Talk about school supplies	Verb: <i>be</i> Possessive adjectives: <i>my, your, his, her</i>
<b>2</b>	<b>What Day Is Today?</b> Pages 10–17	Use days of the week and months Use the numbers 1 to 1,000 in context Use ordinal numbers Talk about your age Follow and give classroom instructions	Possessive adjectives: <i>our, your, their</i> Question words: <i>what, when, how old</i> Prepositions: <i>in, on</i> with dates
<b>3</b>	<b>What's That?</b> Pages 18–25	Give commands and instructions Ask for identification of things	Demonstrative pronouns: <i>this/that/ these/those</i> Imperatives Indefinite and definite articles: <i>a/an, the</i>
<b>4</b>	<b>Around the World</b> Pages 26–33	Talk about countries and nationalities Ask for information with <i>yes/no</i> questions Give basic personal information	Verb: <i>be</i> Question word: <i>where</i> Prepositions: <i>from, in, on</i> <i>Can/will</i> for requests and offers
<b>EXPANSION Units 1–4</b> Pages 34–39		<b>Language Review</b> <b>Reading:</b> Win a Free Trip to the Caribbean! <b>Writing:</b> Write about your country	
<b>5</b>	<b>Families, Families</b> Pages 40–47	Identify family members Describe families	Verb: <i>have</i> Quantity expressions: <i>any, a lot of/lots of</i> Possessives: <i>'s</i> Question words: <i>how many, who</i> Regular and irregular plural nouns
<b>6</b>	<b>Is There a View?</b> Pages 48–55	Talk about rooms in a house and objects in the rooms Describe the location of objects Describe houses	<i>There is/there are</i> Prepositions: <i>in, in front of, behind, on, under</i> Conjunctions: <i>and, but, or</i>
<b>7</b>	<b>Where Do You Live?</b> Pages 56–63	Name places in a city Describe location Ask for and give directions	Verb: <i>live</i> + preposition Prepositions of place: <i>across from, between, next to, on, near, far from</i> Imperatives for a command, instruction or advice Comparative and superlative adjectives
<b>8</b>	<b>What Are You Doing?</b> Pages 64–71	Talk about what people are doing	Present progressive tense Questions with <i>what</i> + present progressive <i>Would like</i> and <i>would like to</i>
<b>EXPANSION Units 5–8</b> Pages 72–77		<b>Language Review</b> <b>Reading:</b> Email Pals <b>Writing:</b> Write an email about family and activities	



Listening	Pronunciation	Reading	Writing
Listen to conversations for specific information	Sentence intonation	A New Student!	Write a conversation Make and illustrate a list of greetings (Project)
Listen to conversations for specific information	Stressed syllables	How Old Are They?	Complete a form with personal information Write about animal life spans (Project)
Listen for specific details	Voiced <i>th</i> and unvoiced <i>th</i>	Museum of Science	Write about things in a museum Make a brochure for a museum (Project)
Listen for specific information—telephone numbers, emails, and addresses	Telephone numbers, emails, addresses	Lapland: The Land of the Midnight Sun	Write your name, address, telephone numbers, and email for a class directory Make an information poster about your country (Project)

**Chant Along:** Orders, Orders, Everywhere  
**Project:** Prepare a set of school rules

Listen for specific information about a family	<i>Do you...?</i>	Family Values and Society	Write about an imaginary family Write about the Saudi royal family (Project)
Listen for specific information to perform a task	<i>Yes/no</i> question intonation	Unusual Houses	Describe your home Make a poster about a dream house (Project)
Listen to follow directions	Syllable stress	Famous Neighborhoods	Write a postcard about your neighborhood Make a brochure for your neighborhood (Project)
Listen for specific details about ongoing activities	The <i>-ing</i> ending	Teenagers' Favorite Place	Write about ongoing activities of family and friends Write about a popular teenage hangout (Project)

**About You**  
**Chant Along:** My Neighborhood!




# 1 Good Morning!



## 1 Listen and Discuss

### Greetings



### Saying Goodbye





## Introductions



### Quick Check ✓

- A. Vocabulary.** Circle all the “hello” greetings in the conversations.
- B. Comprehension.** Answer **yes** or **no**.
- \_\_\_\_\_ Mr. Porter is George's father.
  - \_\_\_\_\_ Danny's greeting to Alex is “Good morning.”
  - \_\_\_\_\_ Michael's friends call him Mike.
  - \_\_\_\_\_ Hanan and Asma are friends.




### FYI\*

Use titles with last names or with first name + last name: Ms. Jones or Ms. Karen Jones. In greetings, use titles with last names only. You say, “Hello, Ms. Jones.”

		Married	Single
<b>Man</b>	Mr.	✓	✓
<b>Woman</b>	Mrs.	✓	
	Miss		✓
	Ms.	✓	✓

## 2 Pair Work

- A.** Start a conversation with a partner.

-  Hi, \_\_\_\_\_. How are you?
-  Fine, \_\_\_\_\_. And you?
-  I'm OK. / I'm fine.

- B.** Introduce yourself to a new partner.

-  Hi. I'm \_\_\_\_\_. What's your name?
-  My name's \_\_\_\_\_. My friends call me \_\_\_\_\_.
-  Nice to meet you.

- C.** Introduce your friend to a classmate.

- A:** \_\_\_\_\_, this is my friend, \_\_\_\_\_.  
\_\_\_\_\_, this is my classmate, \_\_\_\_\_.
- B:** Nice to meet you.
- C:** Nice to meet you, too.





## 3 Grammar

### Verb: **be**

#### Singular

I'm	John.	(I + <b>am</b> )
You're	Sue.	(you + <b>are</b> )
He's	Bill.	(he + <b>is</b> )
She's	Mary.	(she + <b>is</b> )

#### Plural

We're		(we + <b>are</b> )
You're	friends.	(you + <b>are</b> )
They're		(they + <b>are</b> )

#### **FYI**

The short forms with apostrophes (') are contractions.

### Possessive Adjectives: **my, your, his, her**

#### Singular

**My** name is Fatima.  
Is **your** name Mona?

**His** name is John.  
**His** name is George.



#### A. Complete the sentences. Use the correct form of the verb **be**.

- Mr. Albadri \_\_\_\_\_ the principal.
- I \_\_\_\_\_ a student.
- Matt and Ben \_\_\_\_\_ classmates.
- \_\_\_\_\_ Rana Atwan a teacher?
- You \_\_\_\_\_ my best friend.
- Mr. and Mrs. Johnson \_\_\_\_\_ married.

#### B. Complete the sentences with possessive adjectives.

- He's a teacher. \_\_\_\_\_ name is Mr. Farhat.
- I'm a student. \_\_\_\_\_ name is Aisha.
- He's the director. \_\_\_\_\_ name is Mr. Hariri.
- This is Henry. \_\_\_\_\_ last name is Parker.

#### C. Complete the conversations. Then practice with a partner.


- A:** What's \_\_\_\_\_ name?  
**B:** His name \_\_\_\_\_ Luke.
- A:** Mom, this is Refaa, and this is Asma.  
They \_\_\_\_\_ my friends.
- A:** What's \_\_\_\_\_ name?  
**B:** Her name is Debbie. She \_\_\_\_\_ my neighbor.
- A:** Welcome to English class. \_\_\_\_\_ name is Mrs. Nadia.  
**B:** Hello, Mrs. Nadia. \_\_\_\_\_ Yasmine.





D. Complete the conversations. Use the phrases in the box.

How are you      Good morning      Nice to meet you  
See you later      My name is      Good evening



## 4 Pronunciation

Listen to the intonation. Then practice.

What's your name?      How are you?      How's it going?

## 5 Listening

Listen. Mark the correct response.

1. a. \_\_\_ Not bad.  
b. \_\_\_ Thank you.
2. a. \_\_\_ My name is Brad.  
b. \_\_\_ Goodbye.
3. a. \_\_\_ Nice to meet you.  
b. \_\_\_ I'm OK.
4. a. \_\_\_ Good morning, Miss Jones.  
b. \_\_\_ Hi. How are you?
5. a. \_\_\_ Goodbye.  
b. \_\_\_ Fine, thanks.
6. a. \_\_\_ Nice to meet you.  
b. \_\_\_ Take care.

## 6 About You

1. How do you spell your first name?
2. How do you spell your last name?
3. What do your friends call you?
4. What's your best friend's name?
5. What's your dad's name?
6. What's your brother's name?
7. What's your teacher's name?
8. How are you today?





## 7 Conversation



**Carlos:** Are you Rick Morgan?

**Rick:** Yes.

**Carlos:** Hi. I'm Carlos Rodriguez. I'm from your company.

**Rick:** Nice to meet you, Carlos.

**Carlos:** Nice to meet you, too. Welcome to Spain.

**Rick:** Thank you.

**Carlos:** So, is this your first time here?

**Rick:** Yes. I'm very excited.

**Carlos:** All our colleagues are at the restaurant, and a big meal is ready for you.

**Rick:** Great. I'm starving. The food on planes is terrible.

### Your Turn

You are meeting a stranger at the airport. Make up a conversation with a classmate.

**A:** Are you (Mr. / Mrs. / Dr.) \_\_\_\_\_?

**B:** Yes.

**A:** I'm \_\_\_\_\_.

**B:** Nice \_\_\_\_\_.

**A:** Nice \_\_\_\_\_, too.

**A:** Welcome to \_\_\_\_\_.

**B:** Thank you.

**A:** \_\_\_\_\_ your first time here?

**B:** Yes. / No.







# 8 Reading

## Before Reading

What do you say when you meet someone for the first time?

# A New Student!

Listen to the conversation and then practice in pairs.

- Ali:** Hi. My name's Ali. What's your name?  
**Ahmed:** Nice to meet you, Ali. My name's Ahmed.  
**Ali:** Are you a new student?  
**Ahmed:** Yes, today is my first day here.  
**Ali:** Welcome to the class, Ahmed. Where are you from?  
**Ahmed:** I'm from Abha.  
**Ali:** Welcome to Riyadh.  
**Ahmed:** Thank you. It's a wonderful place.

### Expressions:


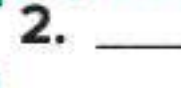

- |                    |                      |
|--------------------|----------------------|
| Take care.         | So, is this ...      |
| How are you today? | This is ...          |
| Are you from ...   | Welcome ...          |
| How is it going?   | Nice to meet you ... |
| See you tomorrow.  | How are you ...      |
| Great!             |                      |

Use expressions from the box above to complete the dialog.

- Omar:** Hi, Ali!  
**Ali:** Good morning, Omar. (1) \_\_\_\_\_?  
**Omar:** Fine, thanks. (2) \_\_\_\_\_?  
**Ali:** Great! Omar, (3) \_\_\_\_\_ Ahmed. He is a new student.  
**Omar:** Hi, Ahmed. I'm Omar.  
**Ahmed:** (4) \_\_\_\_\_, Omar.  
**Omar:** Nice to meet you, too.  
**Ali:** (5) \_\_\_\_\_ today, Ahmed?  
**Ahmed:** (6) \_\_\_\_\_ It's a great school!  
**Omar:** (7) \_\_\_\_\_ your first day here?  
**Ahmed:** Yes, it's my first day at school.  
**Omar:** (8) \_\_\_\_\_ Riyadh?  
**Ahmed:** No, I am from Abha.  
**Omar:** (9) \_\_\_\_\_ to Riyadh, Ahmed.  
**Ahmed:** Thank you, Omar.  
**Omar:** (10) \_\_\_\_\_ Nice to meet you, Ahmed.  
**Ahmed:** Nice to meet you, Omar.  
**Ali:** Bye. (11) \_\_\_\_\_.

## After Reading

Answer **yes** or **no**.

1.  Ali is a new student.
2.  Ali and Ahmed are in Jeddah.
3.  Ahmed is from Abha.





## 9 Writing

A. Match the phrase with the correct response.

- |                                     |                                  |
|-------------------------------------|----------------------------------|
| 1. ____ Where are you from?         | a. See you later.                |
| 2. ____ Hello. My name is Mona.     | b. Yes, it's my third day here.  |
| 3. ____ What's your teacher's name? | c. Thanks. You're friendly here. |
| 4. ____ Are you a new student?      | d. Her name is Miss Refaa.       |
| 5. ____ Goodbye.                    | e. I'm from Dammam.              |
| 6. ____ Welcome to our class.       | f. Nice to meet you. I'm Farah.  |



### Writing Corner

- Sentences begin with a capital letter and end with a period.  
**She is a new student. Her name is Farah.**
- There is a question mark at the end of a question.  
**Is she a new student? What is her name?**
- For questions with the verb *be*, the subject and the verb change places.  
**Question Answer**  
**Where is Farah from? Farah is from Dammam.**  
**Are you a new student? Yes. I'm a new student.**

B. Write questions for the answers in the chart. Then, work with a partner to ask and answer the questions. Write your partner's answers below the examples.

Question	Answer
1.	My name is Farah.
2.	Yes, I'm a new student.
3.	No. It's my third day at this school.
4.	I'm from Dammam.
5.	Miss Amal is my English teacher.

C. Work with a partner. Write a conversation to welcome a new student to your school. Use questions and expressions from page 7 and from the activities above.

## 10 Project

وزارة التعليم Make a list of formal and informal greetings in English. Draw a picture or find a photo for each

Ministry of Education one.

2021 - 1443



# 11 Form, Meaning and Function

A. Write the correct word below each photo.

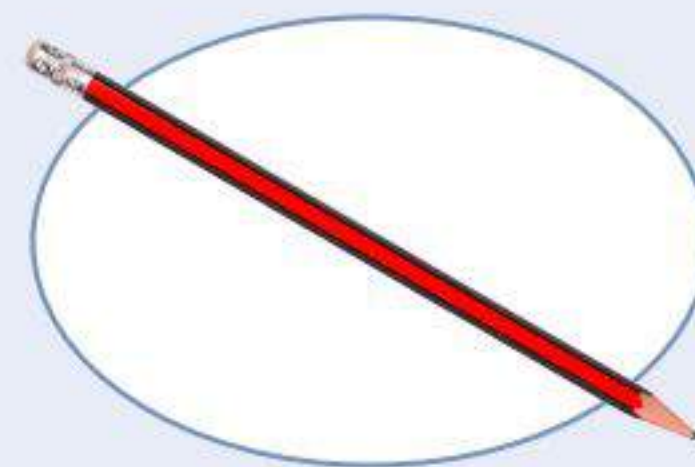
eraser books pen scissors notebook pencil crayon paints



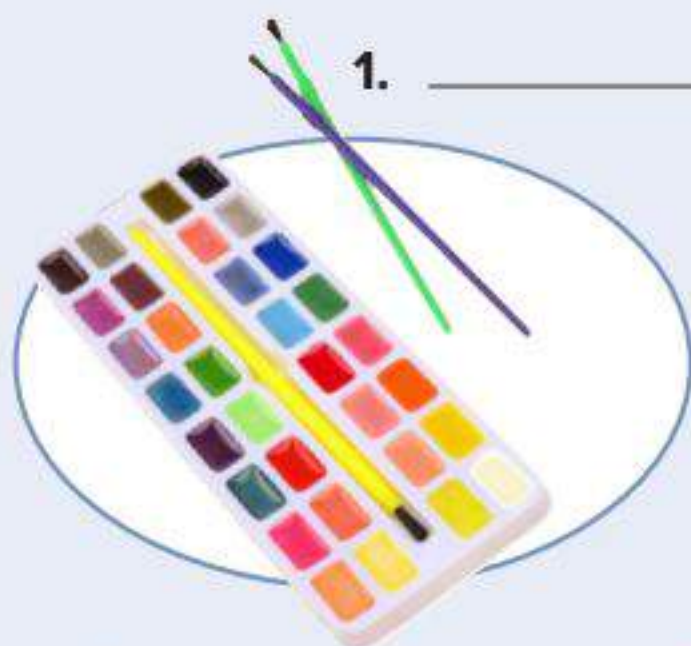
1. \_\_\_\_\_



2. \_\_\_\_\_



3. \_\_\_\_\_



4. \_\_\_\_\_

## School Supplies



5. \_\_\_\_\_



6. \_\_\_\_\_



7. \_\_\_\_\_



8. \_\_\_\_\_

B. Match the school supplies with the correct verb.

- |             |          |
|-------------|----------|
| 1. books    | a. color |
| 2. eraser   | b. read  |
| 3. pencil   | c. paint |
| 4. scissors | d. write |
| 5. paints   | e. cut   |
| 6. crayon   | f. erase |

C. Write the correct verb from exercise B.

1. We \_\_\_\_\_ books.
2. We \_\_\_\_\_ with scissors.
3. We \_\_\_\_\_ with a pen or pencil.
4. We \_\_\_\_\_ in our notebooks.
5. We \_\_\_\_\_ with crayons.

school





# 2 What Day Is Today?



## 1 Listen and Discuss

What's your favorite day of the week?  
What's your favorite month of the year?

### Days of the Week



What day is today?



### Months of the Year

What month is it?




### Numbers

<b>1</b> one	<b>1st</b> first	<b>9</b> nine	<b>9th</b> ninth	<b>17</b> seventeen	<b>17th</b> seventeenth
<b>2</b> two	<b>2nd</b> second	<b>10</b> ten	<b>10th</b> tenth	<b>18</b> eighteen	<b>18th</b> eighteenth
<b>3</b> three	<b>3rd</b> third	<b>11</b> eleven	<b>11th</b> eleventh	<b>19</b> nineteen	<b>19th</b> nineteenth
<b>4</b> four	<b>4th</b> fourth	<b>12</b> twelve	<b>12th</b> twelfth	<b>20</b> twenty	<b>20th</b> twentieth
<b>5</b> five	<b>5th</b> fifth	<b>13</b> thirteen	<b>13th</b> thirteenth	<b>21</b> twenty-one	<b>21st</b> twenty-first
<b>6</b> six	<b>6th</b> sixth	<b>14</b> fourteen	<b>14th</b> fourteenth	<b>22</b> twenty-two	<b>22nd</b> twenty-second
<b>7</b> seven	<b>7th</b> seventh	<b>15</b> fifteen	<b>15th</b> fifteenth	<b>23</b> twenty-three	<b>23rd</b> twenty-third
<b>8</b> eight	<b>8th</b> eighth	<b>16</b> sixteen	<b>16th</b> sixteenth	<b>24</b> twenty-four	<b>24th</b> twenty-fourth
<b>30</b> thirty	<b>30th</b> thirtieth	<b>60</b> sixty	<b>60th</b> sixtieth	<b>90</b> ninety	<b>90th</b> ninetieth
<b>40</b> forty	<b>40th</b> fortieth	<b>70</b> seventy	<b>70th</b> seventieth	<b>100</b> one hundred	<b>100th</b> one hundredth
<b>50</b> fifty	<b>50th</b> fiftieth	<b>80</b> eighty	<b>80th</b> eightieth	<b>1,000</b> one thousand	<b>1,000th</b> one thousandth



## Age



### Quick Check ✓

- A. Vocabulary.** Circle the ages in the conversations.
- B. Comprehension.** Answer **yes** or **no**.
- \_\_\_\_\_ Jamal is six months old.
  - \_\_\_\_\_ The boys are ten years old.
  - \_\_\_\_\_ The baby's name is Abdullah.
  - \_\_\_\_\_ Their names are Ali and Adel.

## 2 Pair Work

### A. Ask and answer.

- What day is today?
- Today is Saturday.
- What month is it?
- It's April.

### B. Ask and answer with your information.

- When is your final test?
- It's on \_\_\_\_\_.

### C. Ask and answer in groups of three.

- How old are you?
- I'm \_\_\_\_\_ (years old).
- How old is \_\_\_\_\_?
- He / She's \_\_\_\_\_.







## 2 What Day Is Today?

### 3 Grammar

#### Possessive Adjectives: *our, your, their*

Use a possessive adjective before a noun, such as an event or day, to show who the noun belongs to.

- Our** vacation is in May.
- Your** vacation is in May, too.
- Their** vacation is in June.

#### Question Words: *What, When, How old*

Use the following question words to find specific information about days.

- What** day is today?                      It's Sunday. (it's = it + is)
- What** is the date tomorrow?        It's January 20th.
- How old** are you?                        I'm fifteen.

#### Prepositions: *in, on* with Dates

Use different prepositions when talking about months compared to days. Use *in* with months and *on* with dates and days of the week.

- The final test is **in** September. The final test is **on** September 21st.
- English classes are **on** Mondays and Wednesdays.


#### A. Complete the sentences. Use number words.

 December is the *twelfth* month of the year.

1. January is the \_\_\_\_\_ month of the year.
2. July is the \_\_\_\_\_ month of the year.
3. September is the \_\_\_\_\_ month of the year.
4. March is the \_\_\_\_\_ month of the year.
5. August is the \_\_\_\_\_ month of the year.
6. May is the \_\_\_\_\_ month of the year.

#### B. Write the dates in full.

**Note:** The month comes first.

 1/22 *January twenty-second*

1. 4/13 \_\_\_\_\_
2. 2/28 \_\_\_\_\_
3. 6/17 \_\_\_\_\_
4. 10/9 \_\_\_\_\_
5. 7/4 \_\_\_\_\_

#### C. Work in pairs to ask each other the dates of important national days in Saudi Arabia.

- A:** When is ...?
- B:** It is on ...

National Day	Date







D. Complete the conversations. Then practice with a partner.

1. **A:** \_\_\_\_\_ are John and George?

**B:** \_\_\_\_\_ 15.

**A:** What about Sarah?

**B:** \_\_\_\_\_ 16.

2. **A:** \_\_\_\_\_ are your names?

**B:** My name \_\_\_\_\_ Lisa,  
and she \_\_\_\_\_ Sandra .

**A:** How old \_\_\_\_\_ you?

**B:** We \_\_\_\_\_ 14.

3. **A:** They're nice girls.

What are \_\_\_\_\_ names?

**B:** Pam and Vicky.

They \_\_\_\_\_ in my English class.

4. **A:** \_\_\_\_\_ is your final test?

**B:** It's \_\_\_\_\_ March.

**A:** \_\_\_\_\_ date?

**B:** March 11th.

**A:** \_\_\_\_\_ final test is \_\_\_\_\_ the  
11th too!

## 4 Listening

Listen to the three conversations. Complete the chart.

	Day	Date
Conversation 1		
Conversation 2		
Conversation 3		

## 5 Pronunciation

Listen to the stress on the words. Then practice.

**May**

**Mom**

**August**

**Sunday**

**September**

**October**

**June**

**Dad**

**April**

**teacher**

**December**

**tomorrow**

## 6 About You

A. Complete the form. Write the information about yourself.

B. Answer the questions.

1. How old is your best friend?

2. What is your best friend's name?

3. How old is your pet?

4. What's your pet's name?

### Information Form

**First name:** \_\_\_\_\_

**Middle name(s):** \_\_\_\_\_

**Last name:** \_\_\_\_\_


**Age:** \_\_\_\_\_

**Birth date:** \_\_\_\_\_





## 7 Conversation



### Real Talk

**Guess what?** = when we tell someone something that will surprise them  
**You're welcome.** = a polite reply to "Thank you"

### About the Conversation

1. What day of the week is it?
2. What month?
3. What's the date?
4. What is today?

### Your Turn

Role-play the conversation with a partner. Use the ending you like.





## 8 Reading

### Before Reading

Look at the pictures and the charts.  
What do you think the reading is about?

# How Old Are They?

Flipper is a dolphin, and he is 5 years old. That is young for a dolphin. It is the age of an 18-year-old person. Flipper is a baby in human years, but he's a teen in dolphin years.



Cleo the cat is one year old. In human years, she's a 15-year-old adolescent.



Ollie the elephant is four years old, and he's only a baby. Samson, his father, is 30. That's still young for an elephant.




Marla is old—even for a turtle. She's 95.



Animal	Life Span	Animal	Life Span
turtle	123 years	horse	33 years
parrot	80 years	rabbit	9 years
elephant	70 years	mouse	4 years

Animal	Age	Human Years
cat	1 year	15 years
	5 years	36 years
	15 years	74 years



How old are you?

### After Reading

1. How old is Flipper?
2. Is Marla young or old for a turtle? How old is she?
3. How old is Cleo the cat?
4. How old is Cleo in human years?



## 2 What Day Is Today?

### 9 Writing

A. Write the question word: **When, Where, What, How**. Match each question with the answer.

- |                              |                           |
|------------------------------|---------------------------|
| 1. _____ is your first name? | a. _____ Chicago.         |
| 2. _____ do you spell that?  | b. _____ Watkins.         |
| 3. _____ old are you?        | c. _____ Robert.          |
| 4. _____ are you from?       | d. _____ I'm 13.          |
| 5. _____ is your birth date? | e. _____ W-A-T-K-I-N-S.   |
| 6. _____ is your last name?  | f. _____ June 17th, 2002. |



#### Writing Corner

- Names begin with a capital letter.  
His name is **Saeed Al-Hassan**.
- The names of countries and cities begin with a capital letter.  
I'm from **Riyadh, Saudi Arabia**.
- Months and days of the week begin with a capital letter.  
Today is **Wednesday, October 16th**.

B. Look at the information form. Look again at the questions in exercise A. Write the question for each piece of information. Complete the form with your information.

- \_\_\_\_\_
- \_\_\_\_\_
- \_\_\_\_\_
- \_\_\_\_\_
- \_\_\_\_\_

Information Form	
First name:	.....
Last name:	.....
City:	.....
Age:	.....
Birth date:	.....

C. Make two more information forms. Then, use the questions to interview two classmates and complete the forms with their information. Remember to ask for spelling.

### 10 Project


Do research and find out the life span of other animals, insects, or plants and say how old they are in human years.





# 11 Form, Meaning and Function

## Classroom English



Good morning.  
Let's start.

Please sit down.

Put your bags away.

Work with a partner.

Open your books.  
Look at page twelve.

Close your books.

Listen and repeat.

Take out your pencils.

**A.** Work with a partner. Read the instructions to your partner. Your partner only follows the instructions when you say "please." Then change roles.

**B.** Write the teacher's instructions in the correct order.

Look at page eighteen.

1. \_\_\_\_\_

Please sit down.

2. \_\_\_\_\_

Read the conversation.

3. \_\_\_\_\_

Good morning. Let's start.

4. \_\_\_\_\_

Open your books.

5. \_\_\_\_\_



# 3 What's That?



www.ien.edu.sa

## 1 Listen and Discuss

Which words on these pages do you already know?

Welcome to the museum. My name's Tom. I'm your guide. Follow me. Please don't touch anything. And no photographs.



bicycle



airplane



camera



car



telephone



typewriter



headphones



washing machine



calculators




television

What's this?

And what are those?

It's a radio.

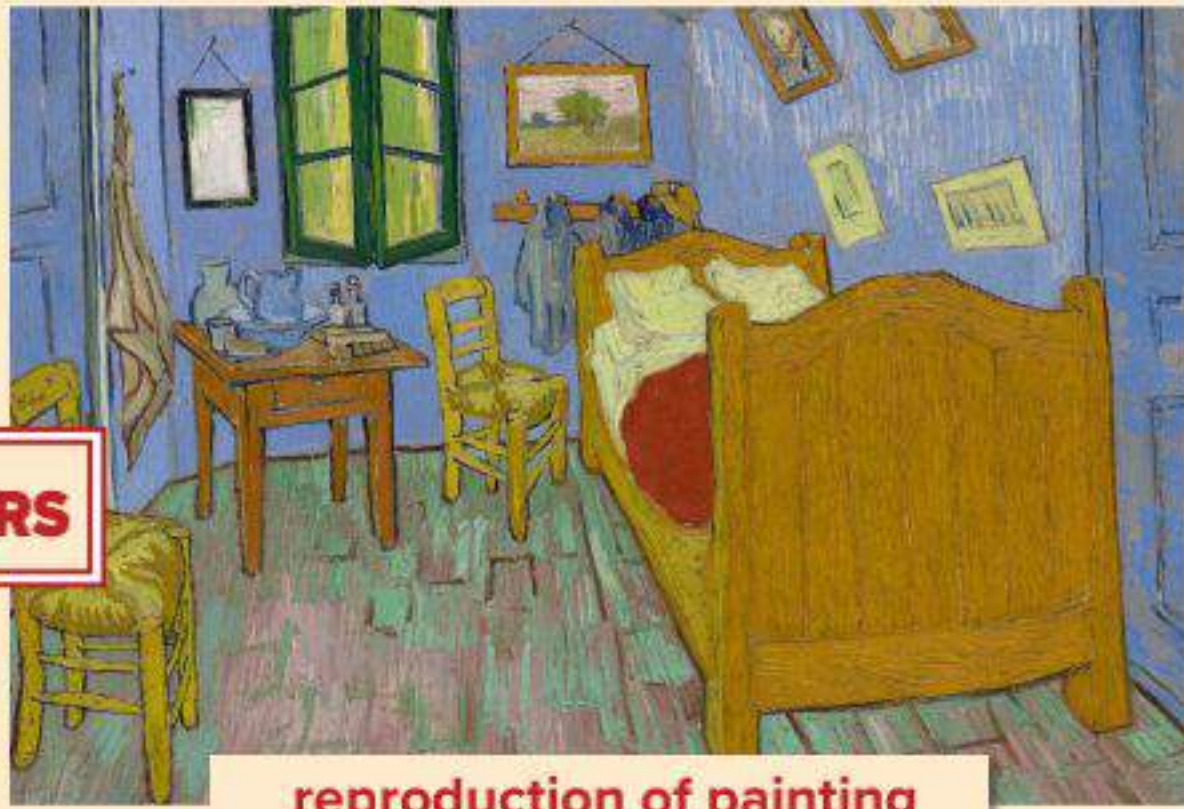
They're calculators.



radio



POSTERS



reproduction of painting by Vincent Van Gogh

Buy a souvenir at the  
**MUSEUM  
GIFT SHOP**



Check out those sculptures.



sculptures

lamp



watches



key chains



tote bags



toys

### Quick Check ✓





**A. Vocabulary.** What things in the pictures do you have?

**B. Comprehension.** Answer **yes** or **no**.  
Tom says:

- \_\_\_\_\_ Welcome to school.
- \_\_\_\_\_ Follow me.
- \_\_\_\_\_ Don't take photographs.
- \_\_\_\_\_ Look at those paintings.

## 2 Pair Work

**Ask** and **answer** about the items in the museum.

-  What's that?
-  I think it's a bicycle. / I don't know.
-  What are these?
-  They're key chains.



# 3 What's That?

رابطه الدرس الرقمي



www.ien.edu.sa

## 3 Grammar



This is a famous modern sculpture.  
That is a water fountain.



### Demonstrative Pronouns: *this / that / these / those*

Use a demonstrative pronoun in the place of a noun to point to a specific object.

**Singular**

**this**

**that**

**Plural**

**these**

**those**

Use *this/these* for things near you.

Use *that/those* for things far from you.

### Imperatives

Use the imperative to give a command, or an order, and instructions.  
Say *please* to be polite.

**Affirmative (+)**

**Sit** down. / Please **sit** down.

Also use the imperative to give advice.

**Buy** those posters. They're nice.

**Negative (-)**

**Don't sit** down. / Please **don't sit** down.

**Don't buy** that painting. It's strange.

### Indefinite Articles: *a / an*

The indefinite articles *a/an* come before singular nouns.

Use *a* before words that begin with a consonant sound: **a** radio, **a** calculator, **a** painting.

Use *an* before words that begin with a vowel sound: **an** airplane, **an** English class.

**FYI**

The vowels are **a, e, i, o, u**.

**A.** Work with a partner. Ask and answer. Use **this/that** or **these/those**.

**A:** What's this?

**B:** It's a pencil.



**A:** What are those?

**B:** They're keys.



1.



2.



3.



4.




5.



6.







**B.** Start to draw an object.  
Ask a partner to guess what you are drawing.

- A:** What's this?  
**B:** It's a bike.  
**A:** No, it's not a bike.  
**B:** It's an orange.  
**A:** Yes, that's right.

**C.** Match the imperatives with the pictures. Write the letters in the blanks.

- a.** Pay here.    **b.** Don't take photographs.    **c.** Don't use cell phones.    **d.** Don't touch.



1. \_\_\_\_\_



2. \_\_\_\_\_



3. \_\_\_\_\_



4. \_\_\_\_\_

## 4 About You

1. What's in your backpack or bag?

2. What's on your desk?

## 5 Listening

Mark and Andy are on a tour of the museum. Listen. Circle the things they see.



## 6 Pronunciation

There are two ways to pronounce **th**. Listen. Then practice.



1. think

وزارة التعليم  
Ministry of Education  
2021 - 1443




2

this/that  
these/those  
they





# 7 Conversation

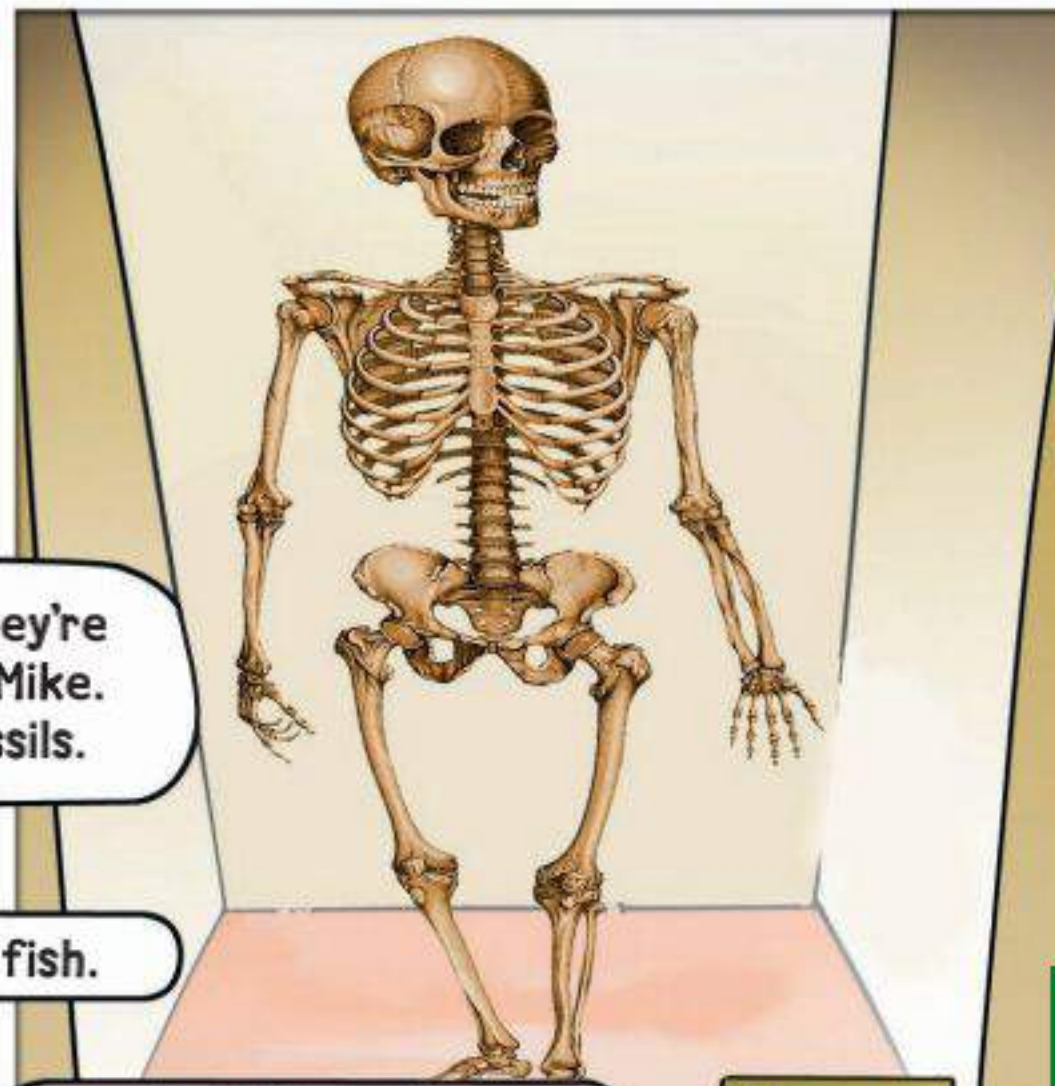



What's that?

It's a dinosaur. It's a *Tyrannosaurus Rex*.

Wow!  
It's enormous!

It's sixty-five million years old.



What are these rocks?

Actually, they're not rocks, Mike. They're fossils.

Look at this fish.

And this is the skeleton of a man.

Jerry skeleton

Yes, his name is Jerry.

He's about three million years old.

And what's this?

### Your Ending

- 1 It's a dinosaur's egg.
- 2 It's a meteor.
- 3 It's a diamond.

## About the Conversation

Answer **yes** or **no**.

1. \_\_\_ The skeleton of the dinosaur is small.
2. \_\_\_ The "rocks" are really fossils.
3. \_\_\_ The skeleton's name is Mike.
4. \_\_\_ The skeleton of the man is three million years old.

## Your Turn

Role-play the conversation with a partner. Take your partner around the museum. Try to use different items from the ones in the conversation.





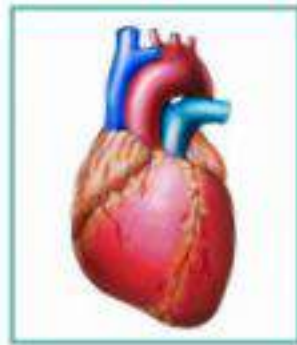
## 8 Reading

### Before Reading


What kinds of things do you see in museums?

## Museum of Science

The museum has a lot of things from the world of science and technology. See over 800 exhibits and over 2,000 interactive units.



- Walk through the six-meter model of a human heart.



- See the first spacecraft to go around the moon!



- Go inside a German submarine from World War II, 1944.

### Special Attractions

Now Open!

#### LEONARDO DA VINCI exhibit


Discover the inventions of the famous painter—a man truly before his time!



#### Omnimax 3-D Theater Greece

See the film, and take a journey back in time to the birthplace of Western civilization.

# Museum of Science



### After Reading

Complete the sentences.

1. The museum has things from the world of \_\_\_\_\_.
2. The six-meter model is of a \_\_\_\_\_.
3. The inventions are by \_\_\_\_\_.
4. The film is about \_\_\_\_\_.

### Discussion

1. Are there museums in your town?
2. What's the most famous museum in your country? What is in it?
3. What's your favorite museum? What section?





## 9 Writing

- A.** What is a museum you know? What are your favorite objects in the museum? Write notes in the chart. Describe the age, size, or where the objects are from. You can use words like: **old, new, modern, big, small, nice, strange, or interesting.**

Museum: _____	
Object	Description

### Writing Corner

- Use the indefinite article *a* or *an* to introduce a singular noun for the first time.  
The museum has **a** dinosaur skeleton.
- Use the definite article *the* to talk about a noun for the second time.  
**The** dinosaur skeleton is enormous.
- Add *s* to most plural nouns. Do not use the article *a* or *an* with plural nouns.  
The museum has many fossils.
- Use the definite article *the* to talk about plural nouns for the second time.  
**The** fossils are about 200 million years old.

- B.** Read the text. What objects are in the museum? What words describe the objects? Underline the guide's instructions.

*Welcome to the National Museum. My name's Hameed. I'm your guide. This exhibit is interesting. Follow me. This is a meteorite. The meteorite is from a crater in the desert. Please, don't touch it. These are dinosaur skeletons. They're big. This skeleton is strange. It isn't a fish. It's a dinosaur from the sea. That's an enormous skeleton of an elephant. The skeleton is about 12 million years old. Please, don't take photographs.*

- C.** Be a museum guide. Write about your favorite objects in a museum. Use your notes from the chart in **A** and ideas from this unit. Describe the objects and give instructions to the visitors.

## 10 Project

وزارة التعليم  
Ministry of Education  
2021 - 1443

Make a brochure for a museum and label the objects in it. Use drawings or photos from the Internet or magazines.



# 11 Form, Meaning and Function

## The Definite Article: *the*

The definite article *the* comes before singular and plural nouns.

**the** student                      **the** students

Use *the* for specific objects or people that were introduced before or that are known. Do not use *the* with plural nouns when talking in general.

He is a tourist. **The** tourist is in New York.

Where are **the** students? They're at **the** art museum.

Teachers work at schools.



Use *the* for objects that are one of a kind.

**the** Earth                      **the** sun                      **the** moon  
**the** stars                      **the** sky                      **the** sea

Use *the* with the names of oceans, seas, rivers, mountain ranges, deserts, groups of states, and monuments.

**the** Red Sea                      **the** Amazon                      **the** Eiffel Tower                      **the** National Museum  
**the** Arabian Desert                      **the** Alps                      **the** United States                      **the** Pacific Ocean


Do not use *the* with proper names, possessive adjectives, months, days of the week, meals, games, sports, or with the words *home*, *school*, *work*, *business*, and *vacation* when used for their purpose.

Fahd is my brother.                      He is in Dubai on business.                      Let's play tennis after lunch.

### A. Write the definite article **the** where necessary.

- \_\_\_\_\_ Riyadh is \_\_\_\_\_ capital of \_\_\_\_\_ Saudi Arabia.
- Look in \_\_\_\_\_ sky! You can see \_\_\_\_\_ moon and \_\_\_\_\_ stars.
- What is \_\_\_\_\_ population of \_\_\_\_\_ Saudi Arabia?
- \_\_\_\_\_ Pyramids are in \_\_\_\_\_ Egypt. \_\_\_\_\_ Nile is in \_\_\_\_\_ Egypt, too.
- \_\_\_\_\_ Spanish is \_\_\_\_\_ official language of \_\_\_\_\_ Mexico.

### B. Write the article **a**, **an**, or **the** where necessary.

- That is \_\_\_\_\_ airplane. \_\_\_\_\_ airplane is in \_\_\_\_\_ sky.
- We play \_\_\_\_\_ football in \_\_\_\_\_ park on \_\_\_\_\_ Saturdays.
-  This is \_\_\_\_\_ my father. He is at \_\_\_\_\_ work. He is \_\_\_\_\_ teacher.
- \_\_\_\_\_ exhibits at \_\_\_\_\_ National Museum are very interesting.
- Look at \_\_\_\_\_ picture on \_\_\_\_\_ page 22. \_\_\_\_\_ people are at \_\_\_\_\_ museum.





# 4 Around the World

رابط الدرس الرقمي



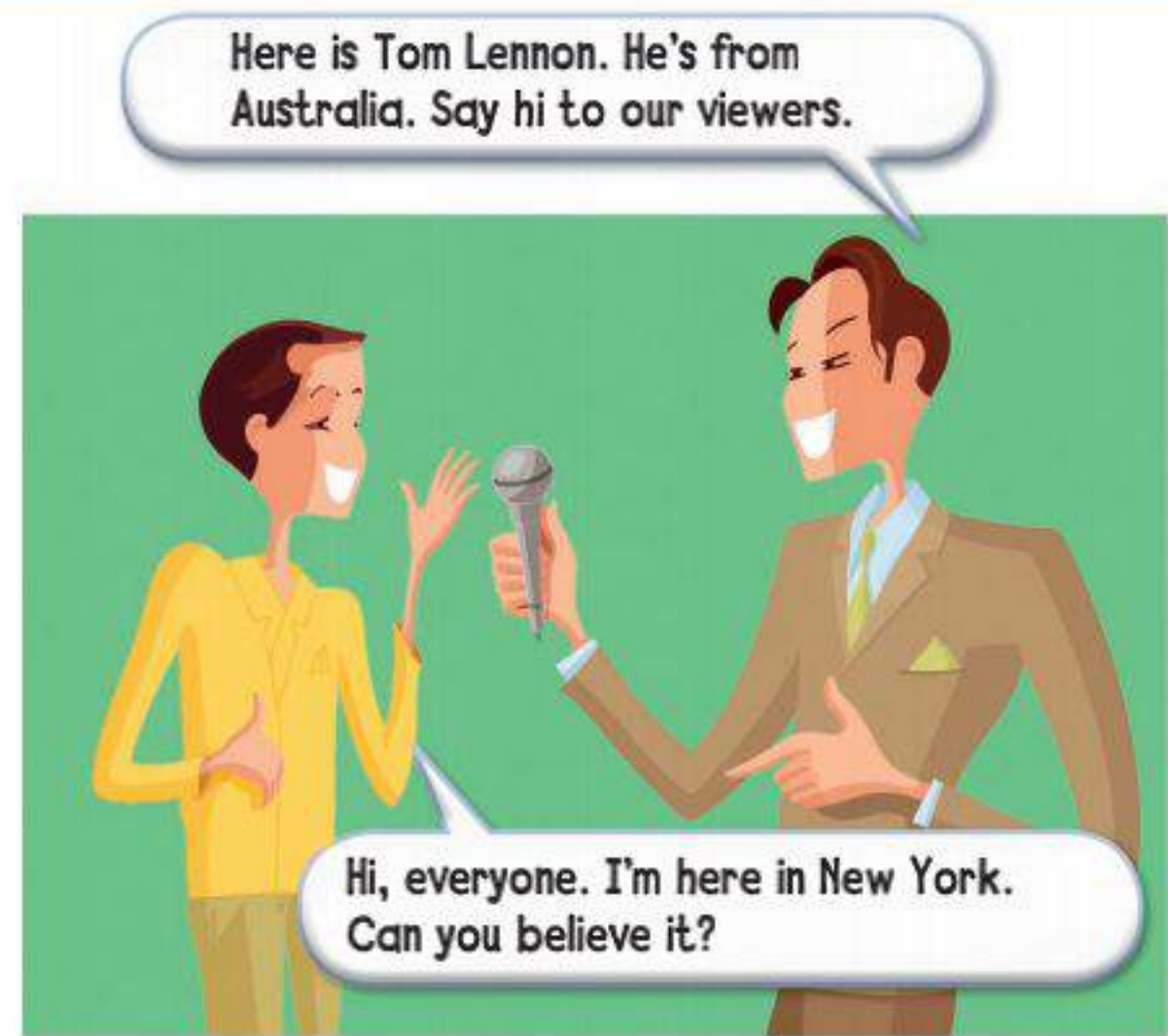
www.ien.edu.sa

## 1 Listen and Discuss

What place is in the photo?  
Who are the people in the pictures?







Country	Nationality	Capital
Brazil	Brazilian	Brasilia
Canada	Canadian	Ottawa
Egypt	Egyptian	Cairo
Jordan	Jordanian	Amman
Russia	Russian	Moscow
Syria	Syrian	Damascus
England	English	London
Spain	Spanish	Madrid
Mexico	Mexican	Mexico City
United States	American	Washington, D.C.
Venezuela	Venezuelan	Caracas
Saudi Arabia	Saudi	Riyadh
Oman	Omani	Muscat
China	Chinese	Beijing
France	French	Paris
<b>Others:</b>		

## Quick Check ✓



**A. Vocabulary.** What country and nationality names do you use often? Circle them. Add any others to the chart.

**B. Comprehension.** Answer **yes** or **no**.



- \_\_\_\_\_ Dan is in New York.
- \_\_\_\_\_ Tom isn't Australian.
- \_\_\_\_\_ The English tourists aren't from London.
- \_\_\_\_\_ The man from China is on vacation.

## 2 Pair Work

**A. Ask and answer.**

-  Is Dan from New York?  
 Yes, he is. / No, he isn't.

-  Where is Tom from?  
 He's from Australia.

-  What's his nationality?  
 He's Chinese.

**B. Ask and answer** about yourself.

- Where are you from?
- What's your nationality?
- What's the capital of your country?





## 3 Grammar

### Verb: *be*

#### Negative (-)

I'm	not	(am not)
You	aren't	(are not)
He		from the U.S.
She	isn't	(is not)
It		

**FYI** isn't = is not, aren't = are not

We  
You **aren't** from the U.S.  
They

#### Questions (?)

Are	you	
Is	he	from Saudi Arabia?
	she	
	it	
Are	we	
	they	

#### Short Answers (+)

I	am.
he	
she	is.
it	
we	are.
they	

#### Short Answers (-)

I'm	not.
he	
she	isn't.
it	
we	aren't.
they	

### Question Word: *Where*

Where are you/they from?  
is he/she/it

### Prepositions: *from, in, on*

Sally is **from** England. Mr. Omar is here **on** business.  
Rome is **in** Italy. Pat is **on** vacation.

#### A. Complete the conversations. Then practice with a partner.

- |  |   |
|--|---|
| 1. <b>A:</b> _____ they Russian?<br><b>B:</b> No, they _____.<br><b>A:</b> What _____ their nationality?<br><b>B:</b> They _____ Polish. | 3. <b>A:</b> _____ your friend Japanese?<br><b>B:</b> No, he _____.<br><b>A:</b> Where _____ he from?<br><b>B:</b> He _____ from Vietnam. |
| 2. <b>A:</b> _____ are you from?<br><b>B:</b> We _____ from Mexico.<br><b>A:</b> _____ you on vacation?<br><b>B:</b> Yes, we _____.      | 4. <b>A:</b> _____ _____ from Jordan?<br><b>B:</b> Yes, I am.<br><b>A:</b> _____ it hot there?<br><b>B:</b> Yes, it _____.                |

#### B. Agree or disagree with the following information.

 The official language in Brazil is Spanish.

No, it isn't. It's Portuguese.

1. The capital of China is Beijing.

2. The capital of Korea is Manila.

3. Manchester and Liverpool are in Spain.

4. The official languages in Canada are English and French.

5. The primary language in Mexico is Spanish.

---



---



---



---



---





## 4 Pronunciation

**FYI** With telephone numbers and addresses, we often say "oh" for zero.  
 With email addresses: @ = at  
 . = dot  
 \_ = underscore

**A.** Listen and repeat.

Telephone Numbers	Emails	Addresses
754-9730 603-861-5278	bwilson@web.com lia_byrd@spark.com	297 Birch Street 1560 Riverside Avenue

**B.** Work with a partner. Ask and answer. Use your own information and the information on the right.

- A:** What's your telephone number?  
**B:** It's 474-6893.  
**A:** What's the area code?  
**B:** It's 305.  
**A:** What's the country code?  
**B:** It's 1.
- A:** What's your address?  
**B:** It's 219 King Street.  
**A:** What's your email address?  
**B:** It's mike\_jones@worldnet.com.
- A:** What's his/her telephone number?  
**B:** It's \_\_\_\_\_.  
**A:** What's his/her address?  
**B:** It's \_\_\_\_\_.

**A TELEPHONE & ADDRESS**

Name: *Olivia Anderson* Home: \_\_\_\_\_  
 Home Address: *2147 Emerson Avenue* Work: *(908) 543-6948*  
*Jersey City, NJ* E-mail: *oli@sat.com*  
 Mobile: \_\_\_\_\_

**Charles Chen**  
 56 Maple Road  
 Vancouver, Canada  
 (604) 943-2805  
 c\_chen@spark.com

**Contacts**

**Linda Chapman**  
 897 Willow Drive  
 Los Angeles, CA  
 Cell phone: (213) 548-7691  
 Email: linda@web.com

## 5 Listening

Listen. Mark the correct answer.

- a. (212)                      4. a. nat@star.com  
 b. (202)                      b. ned@star.com
- a. 60 Green Street        5. a. 80 Park Lane  
 b. 16 Green Street        b. 18 Park Lane
- a. (781) 342-7568        6. a. country code 13  
 b. (718) 342-7568        b. country code 30

**International Telephone Codes**

Country	Country Code
Australia	61
China	86
Egypt	20
Germany	49
India	91
Mexico	52
Saudi Arabia	966
Spain	34
U.S.A.	1






## 6 Conversation

### Real Talk

Excuse me. = an expression to get someone's attention  
How about you? = a way to ask someone the same question



### Your Ending



### About the Conversation

1. Where is Mahmoud from?
2. Is he a student?
3. Is Hussain on business?
4. What's his nationality?

### Your Turn

Role-play conversations like the one above. Use different countries.

## 7 About You

1. Where are you from?
2. What's your nationality?
3. What's your first language?
4. What's your address / email address?
5. What's your telephone number?
6. What countries are your friends from?





## 8 Reading

### Before Reading

Look at the pictures and the map.  
What do you think the reading is about?



# Lapland:

## *The Land of the Midnight Sun*

My name is Hannun, and I'm from Lapland. Lapland is a region in Finland near the Arctic Circle. It's very cold, and from December to January, it's dark most of the time. I live here with my family and my reindeer.



The main city of Lapland is Rovaniemi. It's a famous town in the north of Finland. In the Arctic, people see beautiful skies. The darkest time of the year is on December 21st. There is no sunlight from October.

The sun comes out again on March 21st. The Arctic has light all day for the whole summer. This is called the midnight sun.

### After Reading

Complete the chart.

Name of person	
Region	
Country	
Famous town	





## 9 Writing

A. Read the information in the **Writing Corner** with your teacher. Then, work with a partner to ask and answer the questions with the information given.

- |                                    |  |
|------------------------------------|--|
| 1. What is your name?              | My name is _____ (your name) _____.  |
| 2. What is your home address?      | My address is 25674 Pine Street.   |
| 3. What is your telephone number?  | My telephone number is (321) 867-4950.                                       |
| 4. What is your cell phone number? | My cell phone number is 797-300-4953.  |
| 5. What is your email address?     | My email address is <a href="mailto:a.friend@mail.sa">a.friend@mail.sa</a> . |

### Writing Corner

- Street names begin with a capital letter.  
His address is 194 **T**ower **R**oad.
- Put the area code for a telephone number in parentheses. Put a dash after three numbers.  
Say each number one at a time. For the number 0, we say *zero* or *oh*.  
(555) 920-1433                      Say: five, five, five, nine, two, oh, one, four, three, three.
- Email addresses usually don't have capital letters. After the name, we say *at* and write the symbol @. After the server we say *dot* and write a period.  
[myname@server.com](mailto:myname@server.com)                      Say: my name at server dot com.  
[b.smith@mail.ca](mailto:b.smith@mail.ca)                              Say: B dot Smith at mail dot C A.

B. Complete the student information form with your information. Make two more information forms. Ask two classmates questions and complete the forms with their information.

Check that the information is correct. Repeat the information to your classmate or ask: "Can you repeat that, please?"

Student Information	
Name:	_____
Address:	_____
Telephone:	_____
Cell phone:	_____
Email:	_____



C. Make a new student information form for your teacher with: your name, home address, telephone number, cell phone number, and email address. Your teacher can make a class directory.

## 10 Project

وزارة التعليم a group, make a poster with the following information about your country: capital, population, language(s), main cities, and places of interest.



# 11 Form, Meaning and Function

## Requests and Offers: *Can / Will*

Use *can* or *will* for requests.

### Request

**Will** you help me?

**Will** you be my partner?

**Can** you open the window?

**Can** you give me a pencil?

### Agree

Sure.

Of course.

OK.

No problem.

### Refuse

Sorry. I'm busy.

Sorry. I can't.

Use *can* or *will* for offers.

### Offer

I **can** help you.

I **will** be your partner.

I **will** open the window.

I **can** give you a pencil.

### Accept

Thank you.

All right.

OK.

Thanks.

### Refuse

No thanks.

No, that's all right.


No, that's OK.

Be polite. Say ***please, thank you, and you're welcome.***



### A. Write polite requests with ***can*** and ***will***.

Help me.

 *Can you help me, please? / Will you help me, please?*

1. Give me your email address.

\_\_\_\_\_

2. Write your telephone number.

\_\_\_\_\_

3. Tell me the country code for Saudi Arabia.

\_\_\_\_\_

4. Spell your name.

\_\_\_\_\_

5. Repeat that.

\_\_\_\_\_



### B. Practice the requests and offers with a partner. Your partner agrees, accepts, or refuses. Then change roles.

Remember to be polite.



# EXPANSION Units 1-4

## 1 Language Review

A. Write the words in the correct columns.

modern	rabbit	meteor	cat	enormous
painting	skeleton	parrot	famous	mouse
turtle	hot	fossil	dinosaur	big
				
Museum Items	Pets/Animals	Words to Describe		
		💡 <i>modern</i>		

B. Complete the questions. Use **What, When, Where, Who,** or **How.**  
Then write answers. Use your own information.

- |                                    |                          |
|------------------------------------|--------------------------|
| 1. _____ is your nationality?      | I _____.                 |
| 2. _____ are your friends from?    | My friends _____.        |
| 3. _____ old is your partner?      | He/She _____.            |
| 4. _____ is your best friend?      | His/Her name _____.      |
| 5. _____ is your friend's email?   | My friend's email _____. |
| 6. _____ is this in your backpack? | It _____.                |
| 7. _____ is your pet's name?       | My _____.                |
| 8. _____ is going on a trip?       | We _____.                |

C. Circle the correct response for each question or statement.

Question/Statement	Response
1. How's it going?	Not bad. / I'm going home.
2. See you tomorrow.	Goodbye. / How are you?
3. Good evening, Mrs. White.	Good night. / Good evening.
4. Thank you.	Take care. / You're welcome.
5. Is this your first time here?	No, it's my last. / Yes, it is.



**D.** Complete the conversation between a tour guide and a family of tourists.

**A:** \_\_\_\_\_ you Omar?

**B:** Yes, \_\_\_\_\_.

**A:** I'm Frank Lawson. I'm your guide.

**B:** Nice \_\_\_\_\_ you, Frank.  
This \_\_\_\_\_ my family. Those \_\_\_\_\_  
my children over there.

**A:** What \_\_\_\_\_ their names?

**B:** The boy's name is Adel, and the girl's  
\_\_\_\_\_ Mona.

**A:** \_\_\_\_\_ are they?

**B:** Adel is five, and Mona is eight.

**A:** Nice family!


**B:** Thank you.

**E.** Work in groups of three. Write down six commands. Give the commands to another group. They follow the commands.

Go to the window.

**F.** Guess what it is.

1. Give some items to your teacher. Example: pencil, pen, keys, hairbrush, cell phone, etc. Your teacher puts the items into a bag or backpack.
2. One student puts on a blindfold. The student chooses an item, feels it, and says what it is.
3. The class says if the student is right or wrong.





2 Reading 

Before Reading

Look at the photos. What do you know about the Dominican Republic?

Read the ad, and complete the questionnaire. Then complete the form.



Win a Free Trip to the Caribbean!

This is a special contest from Caribbean Cruises. Mark all the correct answers, and win a free trip on one of our ships! You can win a trip from Miami to the Dominican Republic.

1. The capital of the Dominican Republic is
  - Santiago.
  - Santo Domingo.
  - San Juan.
2.  Football |  Baseball |  Surfing is the national sport.
3.  English |  French |  Spanish is the official language.
4. The Dominican Republic is located on the island of
  - Puerto Rico.
  - Jamaica.
  - Hispaniola.
5. The principal industry is
  - coconuts.
  - tourism.
  - pineapples.



Complete this form and send it to:

**Win-a-Trip Contest**  
**P.O. Box 247**  
**Miami, FL 33156**

We choose one entry at random, and that is the winner.

Name \_\_\_\_\_  
 Address \_\_\_\_\_  
 Age \_\_\_\_\_  
 Telephone \_\_\_\_\_  
 Email \_\_\_\_\_

Answers: 1. Santo Domingo 2. Baseball 3. Spanish 4. Hispaniola 5. tourism



## After Reading

Answer **yes** or **no**.

1. \_\_\_\_\_ The prize for the winner is a free trip.
2. \_\_\_\_\_ Caribbean Cruises is an airline.
3. \_\_\_\_\_ The contest is about essay writing.
4. \_\_\_\_\_ You need to complete your personal information.

## 3 Writing

- A.** Complete the paragraph about the Dominican Republic. Use the information on the contest form to help you.

The Dominican Republic \_\_\_\_\_ on the island of Hispaniola. Also on the island is Haiti. The island is in the \_\_\_\_\_ Sea. The \_\_\_\_\_ of the Dominican Republic is Santo Domingo, and \_\_\_\_\_ is the official language. The beaches at Punta Cana and Puerto Plata \_\_\_\_\_ famous. The country is a favorite destination for \_\_\_\_\_.

- B.** Write about your country. Use the questions to help you write.

1. Where is your country?  
What countries is it near?
2. What is the capital of your country?
3. What is the official language(s)?
4. What is a famous place in your country?
5. What sports are popular in your country?
6. What is the principal industry?

*My country is* \_\_\_\_\_.

*It is near* \_\_\_\_\_.

*The capital is* \_\_\_\_\_.

*The official language is* \_\_\_\_\_.

*A famous place is* \_\_\_\_\_.

*A popular sport is* \_\_\_\_\_.

*My country is famous for* \_\_\_\_\_.





4 Chant Along 



# Orders, Orders Everywhere



**Chorus**  
 Orders, orders,  
 All around.  
 Give me a break—  
 Leave me alone.  
 Do this, do that,  
 And what for?  
 I'm not a kid  
 Anymore.

Get up, get up,  
 Say hello,  
 Brush your teeth,  
 It's time to go.  
 Hurry, hurry,  
 You'll be late.  
 The bus is here—  
 It can't wait.

**Chorus**

Please come in  
 And close the door.  
 Put your backpacks  
 On the floor.  
 Stop your talking.  
 Open your books.  
 Find a partner.  
 Work in groups.

**Chorus**

Make your bed,  
 Clean your room,  
 Sweep the floor,  
 Use the broom.  
 What's that noise?  
 Stop it now.  
 Do your homework.  
 Get off the phone.

**Chorus**





## Vocabulary

A. Match the two parts of the sentences.

- |                        |               |
|------------------------|---------------|
| 1. Please _____        | a. a partner. |
| 2. Get off _____       | b. the door.  |
| 3. Work with _____     | c. come in.   |
| 4. Close _____         | d. to sweep.  |
| 5. Use the broom _____ | e. the phone. |



B. Write four orders or commands for each situation.

### Before School

1. \_\_\_\_\_
2. \_\_\_\_\_
3. \_\_\_\_\_
4. \_\_\_\_\_

### Classroom

1. \_\_\_\_\_
2. \_\_\_\_\_
3. \_\_\_\_\_
4. \_\_\_\_\_

### After School

1. \_\_\_\_\_
2. \_\_\_\_\_
3. \_\_\_\_\_
4. \_\_\_\_\_

## Comprehension

Answer **yes** or **no**.

- |                                  |  |
|----------------------------------|--|
| 1. _____ The chanter is happy.   | 4. _____ The chanter is a student.               |
| 2. _____ The chanter is a child. | 5. _____ The chanter's transportation is a bike. |
| 3. _____ The bus isn't late.     | 6. _____ The chanter likes orders.               |

## Writing

Write two orders that you don't like at home and two that you don't like in class. Compare with a partner.

### At Home

1. \_\_\_\_\_
2. \_\_\_\_\_

### In Class

1. \_\_\_\_\_
2. \_\_\_\_\_

## 5 Project

Work in a group. Prepare a set of school rules that students would like.

*Don't give homework.*

*Cell phones are OK.*



# 5 Families, Families

رابطه الدرس الرقمى



www.iem.edu.sa

## 1 Listen and Discuss

1. Do people in your country usually have big or small families?
2. Which family in the pictures is most like yours?
3. Where are the cities? Mark them on the map. Mark your city/town, too.

## Families Around the Kingdom of Saudi Arabia

### 1 Dammam



Ali with his wife Noura and their baby son Hussain

▲ Hussain is an only child.

### 2 Riyadh



Grandfather Ibrahim and Grandmother Fatima with children and grandchildren

▶ Grandfather Ibrahim has a big family, with many uncles, aunts, and cousins.



### 3 Jeddah



Hameed with his wife Sabah and their children

◀ Hameed and Sabah are the parents of three children—Majid, Mariam, and Badria.

### 4 Abha



Omar with his wife Refaa and their teenage son Faisal

▲ Faisal doesn't have any brothers and sisters.





Ahmed

And this is Ahmed's family.



grandfather  
husband



grandmother  
wife

▲ Adel and Asma are Ahmed's grandparents. Adel is Asma's husband. Asma is Adel's wife.



uncle  
son



aunt

▲ Hameed is Ahmed's uncle. Mona is Ahmed's aunt. Hameed is Adel and Asma's son. Hameed and Mona are married.



son  
cousin



daughter  
cousin

▲ Ali and Farah are Hameed and Mona's son and daughter. They are Ahmed's cousins.

### Quick Check ✓

**A. Vocabulary.** Answer with words for family members.





1. Who's your uncle's wife?
2. Who's your mother's father?
3. Who's your father's brother?
4. Who's your aunt's daughter?

**B. Comprehension.** Answer the questions about Ahmed's family.

1. How many children does Hameed have?
2. Who is Adel's wife?
3. How many brothers does Farah have?
4. Who is Mona's husband?

## 2 Pair Work

**Ask** and **answer** about yourself.

1.  Do you have any brothers and sisters?  
 Yes, I have one brother and two sisters.  
 OR  
 No, I don't. / No. I'm an only child.
2.  What are the names of your family members?  
 My brother's name is \_\_\_\_\_.  
 OR  
 My brothers' names are \_\_\_\_\_.





## 3 Grammar

### Verb: *have*

#### Affirmative (+)

I	<b>have</b>	a sister.
You		
He/She	<b>has</b>	
We		a sister.
You	<b>have</b>	
They		

#### Negative (-)

I	<b>don't</b>	have	a sister.
You			
He/She	<b>doesn't</b>		
We		have	a sister.
You	<b>don't</b>		
They			

**FYI** don't = do not  
doesn't = does not

#### Questions (?)

<b>Do</b>	you/we/they	<b>have</b>	a sister?
<b>Does</b>	he/she		

#### Short Answers (+)

Yes,	I/we/they	<b>do.</b>
	he/she	<b>does.</b>

#### Short Answers (-)

No,	I/we/they	<b>don't.</b>
	he/she	<b>doesn't.</b>

### Quantity Expressions: *any, a lot of/lots of*

**Q:** Do you have **any** brothers and sisters?

**A:** No, I don't have **any** brothers and sisters.

**Q:** Do you have **any** cousins?

**A:** Yes, I have **a lot of (lots of)** cousins.

### Possessives: 's

**Michael has** a sister. That's **Michael's** sister.

**My cousins have** a cat. That's **my cousins'** cat.

### Question Words: *How many, Who*

**Q:** **How many** cousins do you have?

**A:** I have a lot of cousins.

**Q:** **Who** are these children?

**A:** They're my cousins.



**A.** Complete the sentences with possessives ending in **'s** or **s'**. Use the underlined words.

**Brian** has a sister. She is Brian's sister.

1. My brother has a cat. That's my \_\_\_\_\_ cat.
2. The girls have a brother. That's the \_\_\_\_\_ brother.
3. Mrs. Smith has a daughter. That's \_\_\_\_\_ baby.
4. My grandfather has a sister. She is my \_\_\_\_\_ sister.
5. The boys have an uncle. That is the \_\_\_\_\_ uncle.

**B.** Ask questions for exercise **A**.

Does Brian have a sister?





C. Ask your classmates about their families. Write their names.

Find someone who...	Name
1. has only one brother	
2. has two brothers	
3. is an only child	
4. comes from a big family	

D. Complete the conversation. Use **do**, **don't**, **have**, or **has**.

**Maha:** Do you \_\_\_\_\_ any brothers and sisters?

**Fatima:** No, I \_\_\_\_\_. I come from a small family. I'm an only child. How about you?

**Maha:** I come from a big family. I \_\_\_\_\_ two brothers and three sisters. My father \_\_\_\_\_ three sisters, and my mother \_\_\_\_\_ three brothers and a sister.

**Fatima:** \_\_\_\_\_ you have many cousins?

**Maha:** Oh, yeah. Lots.



E. Role-play the conversation in exercise D with a partner.

## 4 Listening

Listen. Complete the chart about Sarah's family.

How many?	She has...
brothers	
sisters	
uncles	
aunts	
cousins	

## 5 Pronunciation



Listen to the pronunciation of **Do you...?**

Notice how the words are pronounced together quickly. Then practice.

**Do you** have a brother?

**Do you** have any cousins?



## 5 Families, Families

رابط الدرس الرقمي



www.iem.edu.sa

### 6 Conversation

**Sabah:** Tell me about your family.

**Badria:** Well, I come from a big family. I have four sisters, no brothers.

**Sabah:** Five girls in your family! Wow! Are any of your sisters married?

**Badria:** Yes, one is married, and the others are all single. I've got a little nephew and a little niece.

**Sabah:** So, you're an aunt.

**Badria:** Yeah. I'm an aunt! How about you?

**Sabah:** I'm an only child, but I have lots of cousins.

**Badria:** Do you miss having a brother or sister?

**Sabah:** Not really. I have the house all to myself!



### About the Conversation

1. How many brothers and sisters does Badria have?
2. How many are not married?
3. Is Badria an aunt?
4. How about Sabah?
5. Does she miss having a brother or sister?

### Your Turn

Bring a photo of a family or draw an imaginary family. Describe the family members to a partner or a group.

This is \_\_\_\_\_.

His/Her name is \_\_\_\_\_.

He/She is \_\_\_\_\_ years old.

### Real Talk

I've got = I have

Not really. = No. Not very much.

### 7 About You

1. Do you have a big or small family?
2. How many brothers and sisters do you have?
3. How many uncles and aunts do you have?
4. How many cousins do you have?
5. How old are your brothers and sisters?
6. Who is your favorite uncle/aunt/cousin?
7. Do you have any nephews and nieces?

وزارة التعليم

Ministry of Education

2021 - 1443





## 8 Reading

### Before Reading

- What makes a good family?
- What are the things that every family needs?

## Family Values and Society



Saudi Arabia has many assets. To build a good future, we have a vision for the country. This vision has three themes. One of these themes is a good society.

Families are very important in society. They protect society and they care for the children. A very important part of our country is Islamic values. Islam helps families stay together. Saudi Arabia provides families with support for their children. It assists parents with their children's education. Families care for their children and for the future of the country.

Every family wants a home. Saudi Arabia also helps its families to buy homes and feel safe.

*\* Adapted from the text of the Vision Programs at <https://vision2030.gov.sa/en> and from the text that was drafted by the Council of Economic and Development Affairs as instructed by the Custodian of the Two Holy Mosques, King Salman.*

### After Reading

1. What do families do for their children?
2. What things and services does Saudi Arabia give to families?
3. Find words in the text that mean the same as:

1. benefits/advantages	
2. dream/aim	
3. topics	
4. defend	
5. gives	
6. help (2 words) 1 noun, 1 verb	

### Discussion

- Why is family important?
- What do you do, to be a good member of your family?







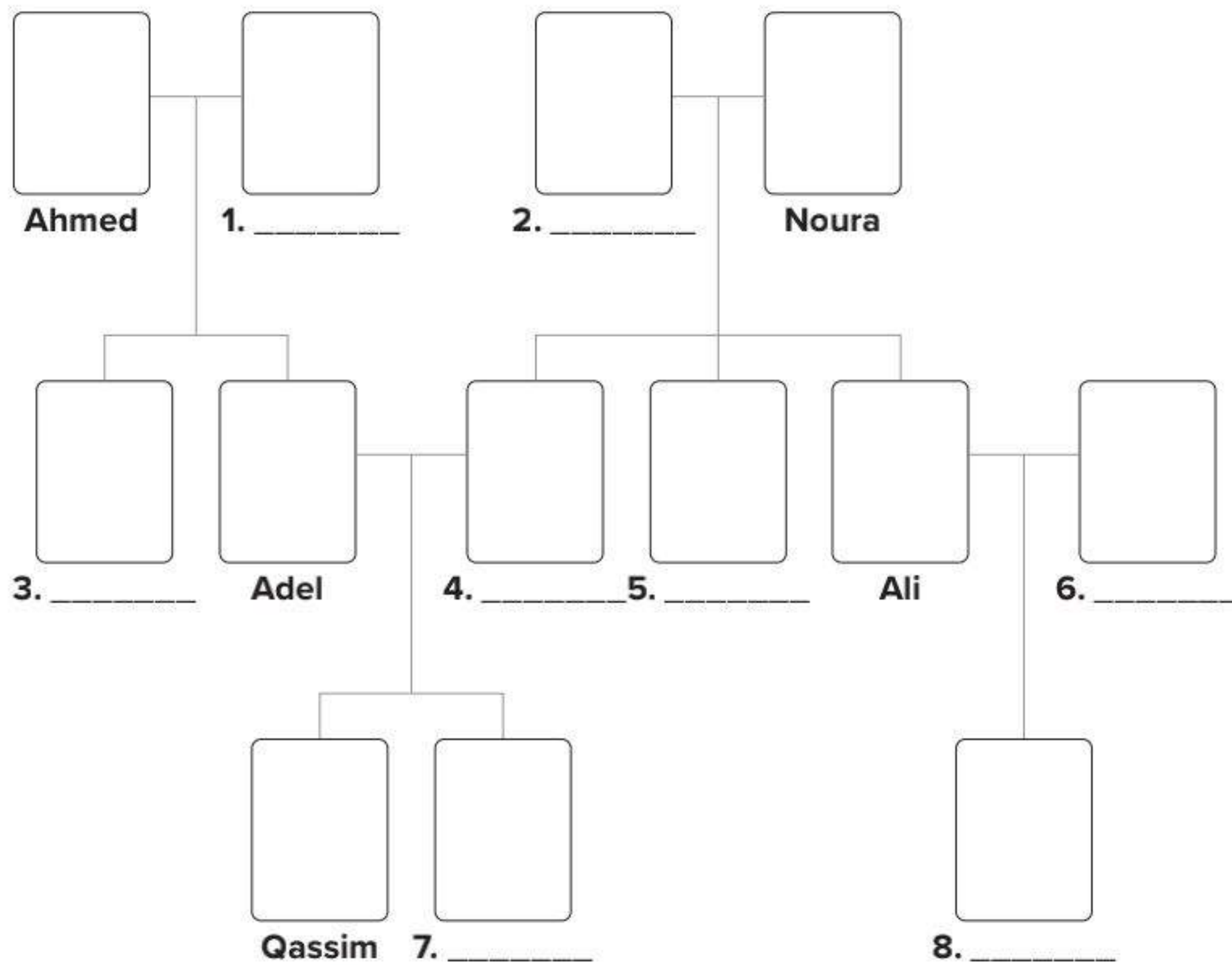
## 9 Project

Write about the Saudi royal family.

## 10 Writing

**A.** Read the text and write the names in the family tree. Draw faces for the people.

This is Qassim's family. His parents' names are Adel and Sahar. He has one sister. Her name's Amina. His father's parents are Ahmed and Farah. They have two children: Adel and Majida. Aunt Majida isn't married. Qassim's other grandparents are Hameed and Noura. Their children's names are Sahar, Fahd, and Ali. Uncle Ali is married. His wife's name is Maha. They have one child. He's Qassim's cousin, Faisal.



### Writing Corner

- Use an apostrophe + s ('s) to show possession after names and singular nouns and an apostrophe (') for regular plural nouns.  
 This is Ahmed's book.                      My brothers' names are Fahd and Ali.
- Use an apostrophe (') for contractions.  
 He's my brother.                              I don't have a sister.  
 We're cousins.                                He doesn't have a brother.

**B.** Create an imaginary family tree. Give names to the family members. Write a paragraph about the family.



# 11 Form, Meaning and Function

## Regular and Irregular Plural Nouns

### Regular Plural Nouns

To make a noun plural, add -s at the end of the word.

book    **books**                      bike    **bikes**

For nouns that end in *s*, *ss*, *sh*, *ch*, and *x*, add -es.

Some nouns that end in *o* also have -es in plural.

box    **boxes**                      glass    **glasses**                      match    **matches**  
 bus    **buses**                      dish    **dishes**                      tomato    **tomatoes**

**FYI** radio    **radios**

For nouns that end in a consonant and *y*, change the -y to -ies.

baby    **babies**                      family    **families**                      city    **cities**

But when the noun ends in a vowel and *y*, add -s.

boy    **boys**                      day    **days**                      key    **keys**

Some nouns that end in *f* or *fe*, change to -ves in the plural.

knife    **knives**                      half    **halves**                      leaf    **leaves**

**FYI** roof    **roofs**

### Irregular Plural Nouns

man    **men**                      child    **children**                      woman    **women**  
 foot    **feet**                      tooth    **teeth**                      person    **people**

**A.** Look at the families on page 40. Write the plural of the word in parentheses.

- Hameed and Omar are \_\_\_\_\_ (man). They are \_\_\_\_\_ (husband).
- Sabah and Refaa are \_\_\_\_\_ (woman). They are \_\_\_\_\_ (wife).
- Hameed and Sabah are \_\_\_\_\_ (parent). They have two \_\_\_\_\_ (daughter) and one son. They have three \_\_\_\_\_ (child). Their family has five \_\_\_\_\_ (person).
- Faisal is an only child. He doesn't have any \_\_\_\_\_ (brother) and \_\_\_\_\_ (sister).
- The two \_\_\_\_\_ (family) live in different \_\_\_\_\_ (city).

**B.** Write the plural.

- |               |                              |                 |       |
|---------------|------------------------------|-----------------|-------|
| 1. that man   | _____ <i>those men</i> _____ | 6. that address | _____ |
| 2. this tooth | _____                        | 7. that tree    | _____ |
| 3. this key   | _____                        | 8. this shelf   | _____ |
| 4. that house | _____                        | 9. that country | _____ |
| 5. this watch | _____                        | 10. this camera | _____ |

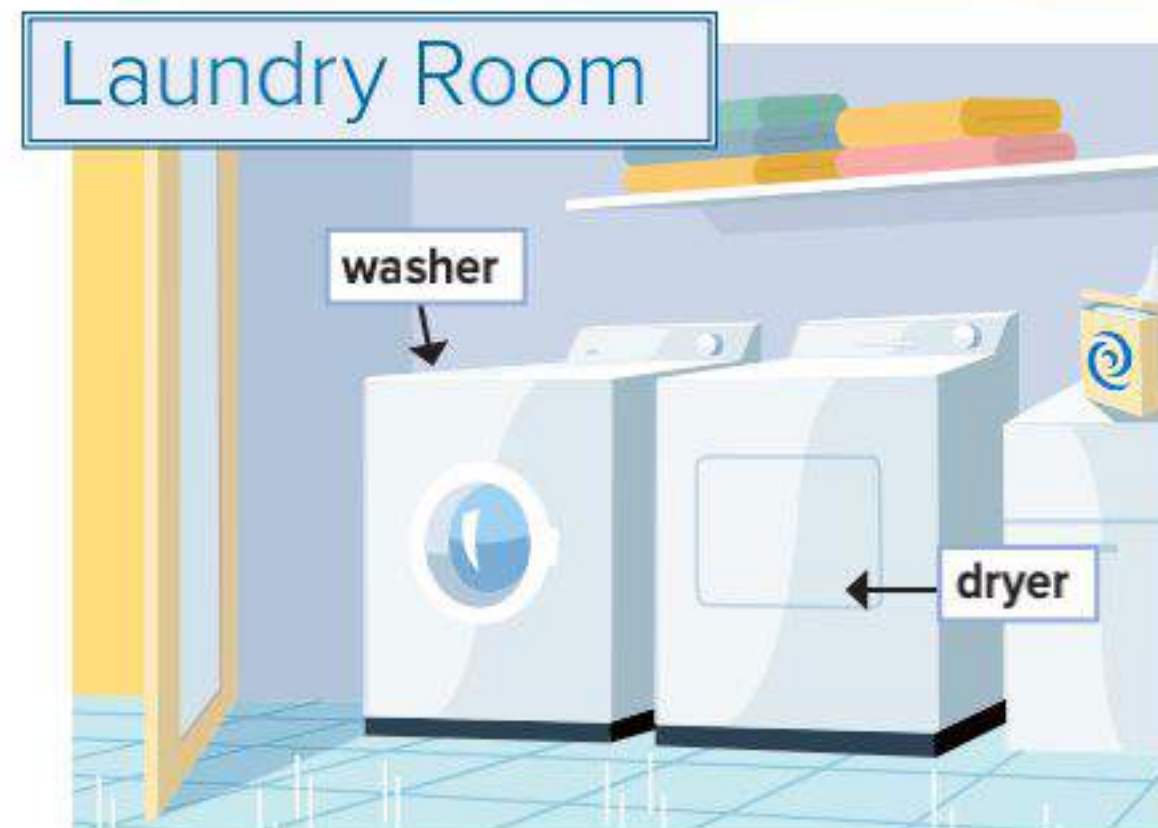
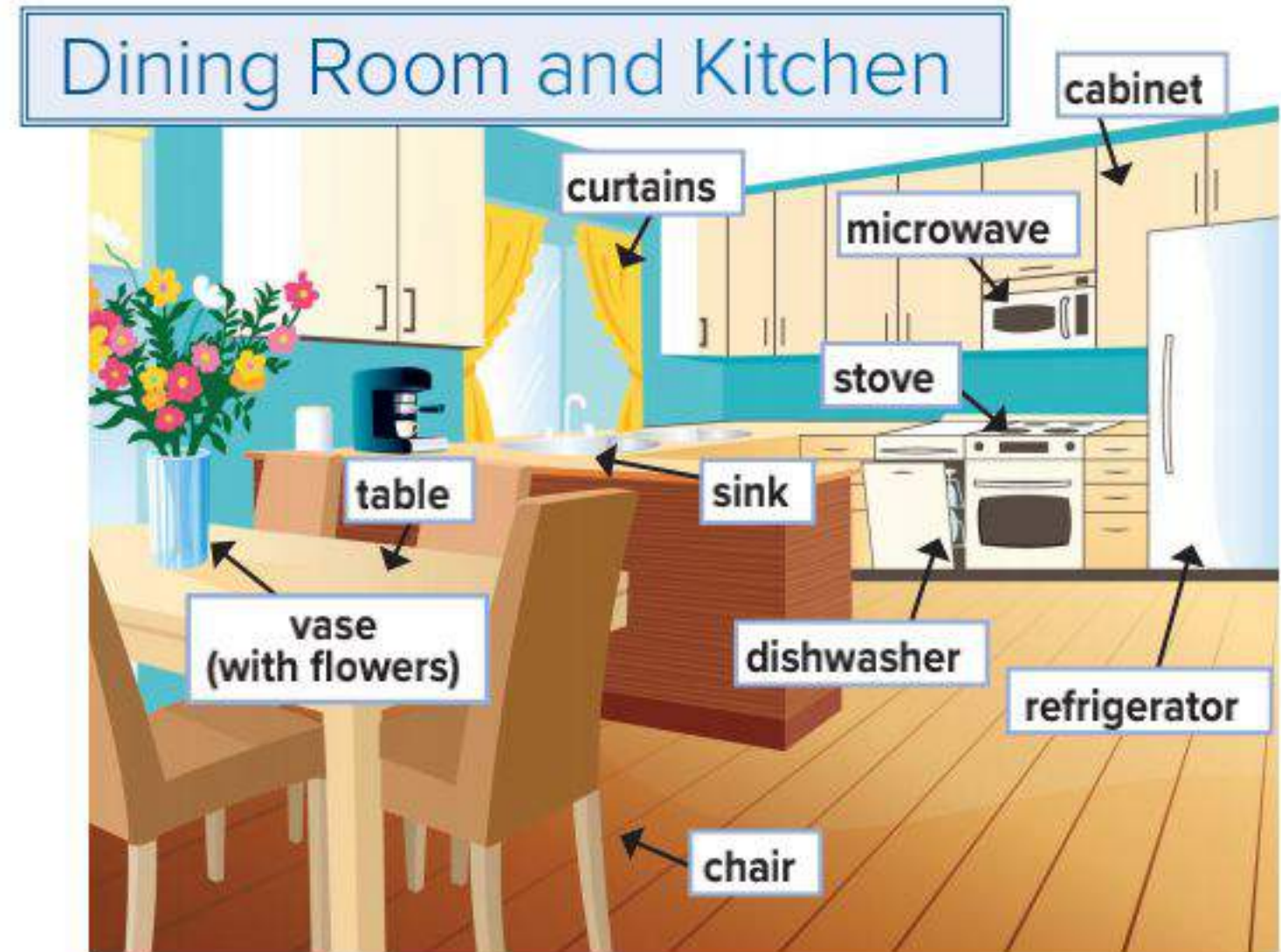
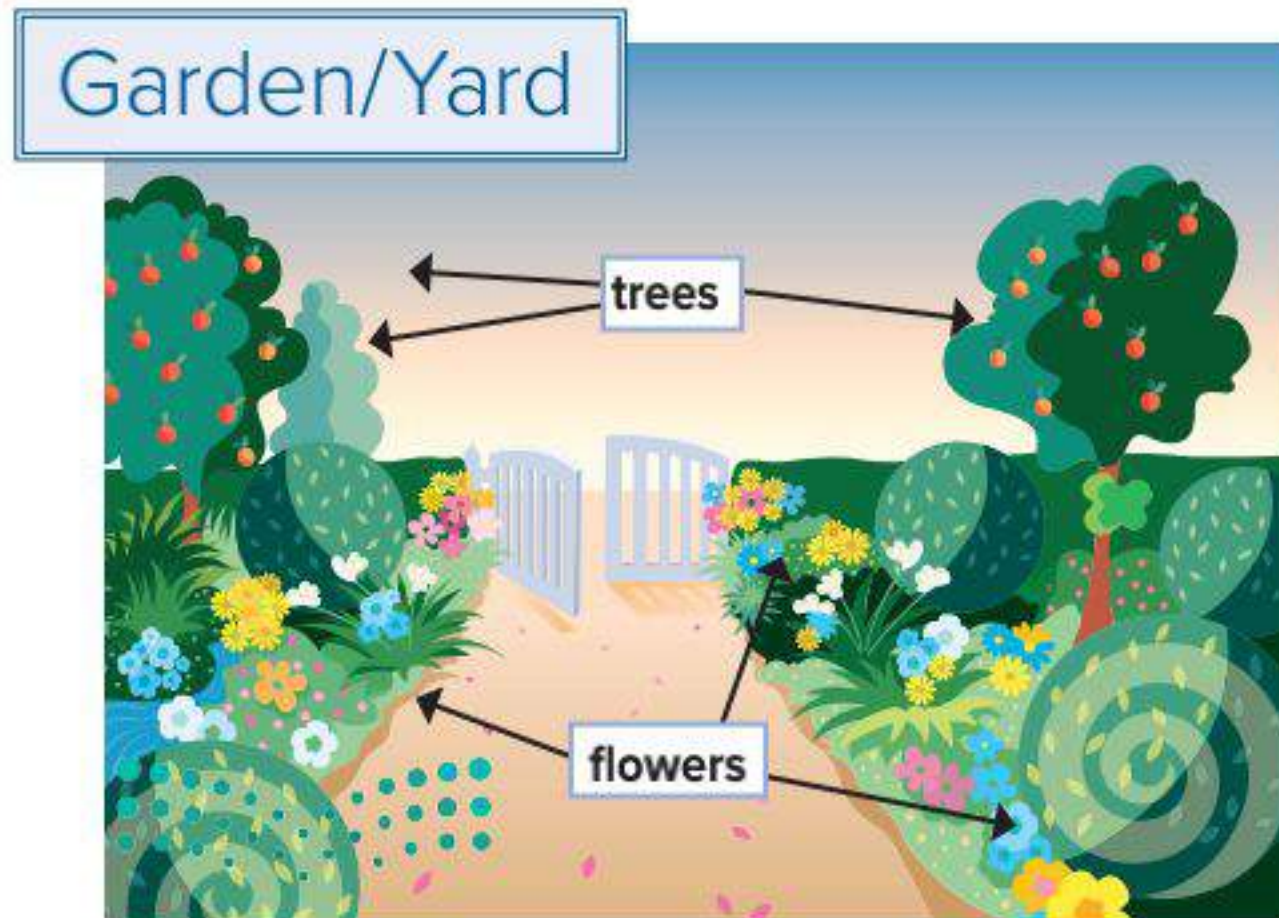



# 6 Is There a View?



## 1 Listen and Discuss

Look at the rooms in this house. What is the same in your home? What is different?







**Jim's House**

Jim's house is nice and big. It has three bedrooms and two bathrooms upstairs. Downstairs there's a living room, a dining room, and a kitchen. There's a pretty garden in front of the house. Behind the house, there are trees.



**Omar's Apartment**

Omar's apartment is small, but it's very nice and comfortable. It has one bedroom and one bathroom. There's a comfortable living room, and there's a modern kitchen. There isn't a yard. But the apartment has a balcony with a beautiful view.

### Quick Check ✓

**A. Vocabulary.** Circle the things you have in your house.

**B. Comprehension.** Answer **yes** or **no** about the house on page 48.

1. \_\_\_\_\_ There's a rug in the bedroom.
2. \_\_\_\_\_ There isn't a dishwasher in the kitchen.
3. \_\_\_\_\_ There are trees in the yard.
4. \_\_\_\_\_ There aren't any flowers in the dining room.
5. \_\_\_\_\_ There is a motorcycle in the garage.

## 2 Pair Work


**A. Ask and answer** about the rooms in the pictures.

- |  |  |
|--|--|
|  Is there a <u>TV</u> in the <u>bedroom</u> ? |  Are there <u>curtains</u> in the <u>kitchen</u> ? |
|  <u>No</u> , there isn't.                     |  <u>Yes</u> , there are.                           |

**B. Ask and answer** about Jim's and Omar's homes.

- |  |
|--|
|  Is there a garden in front of Jim's house? |
|  Yes, there is.                             |

**C. Ask and answer** about your home.

- |   |                                      |
|---|--------------------------------------|
|  What's in your bedroom? | There's a bed, a desk, and a closet. |
|---|--------------------------------------|



## 3 Grammar

### There is / There are

#### Singular

Affirmative (+)

**There is** (or **There's**) a table in the kitchen.

Negative (-)

**There isn't** a bathroom downstairs.

Questions (?)

**Is there** a table in the kitchen?

**Are there** flowers on the table?

#### Plural

**There are** four people at the table.

**There aren't** trees in front of the house.

Short Answers (+)

Yes, **there is**.

Yes, **there are**.

Short Answers (-)

No, **there isn't**.

No, **there aren't**.

### Prepositions: *in, in front of, behind, on, under*



The mouse is **in** the box.



The mouse is **in front of** the cat.  
The cat is **behind** the mouse.



The cat is **on** the balcony.  
The mouse is **under** the balcony.

**A.** Complete the conversation.  
Use **there is / there are** or  
**there isn't / there aren't**.

**A:** This room is great. \_\_\_\_\_  
\_\_\_\_\_ a nice bed.

**B:** Is there a sofa?

**A:** No, \_\_\_\_\_. But \_\_\_\_\_  
\_\_\_\_\_ chairs and a table.

**B:** Is there a bathroom?


**A:** Yes, \_\_\_\_\_. It's upstairs.

**B:** Is there a TV?

**A:** No, \_\_\_\_\_. This is a  
\_\_\_\_\_ room for a student.



**B.** Role-play the conversation in exercise **A**  
with a partner.

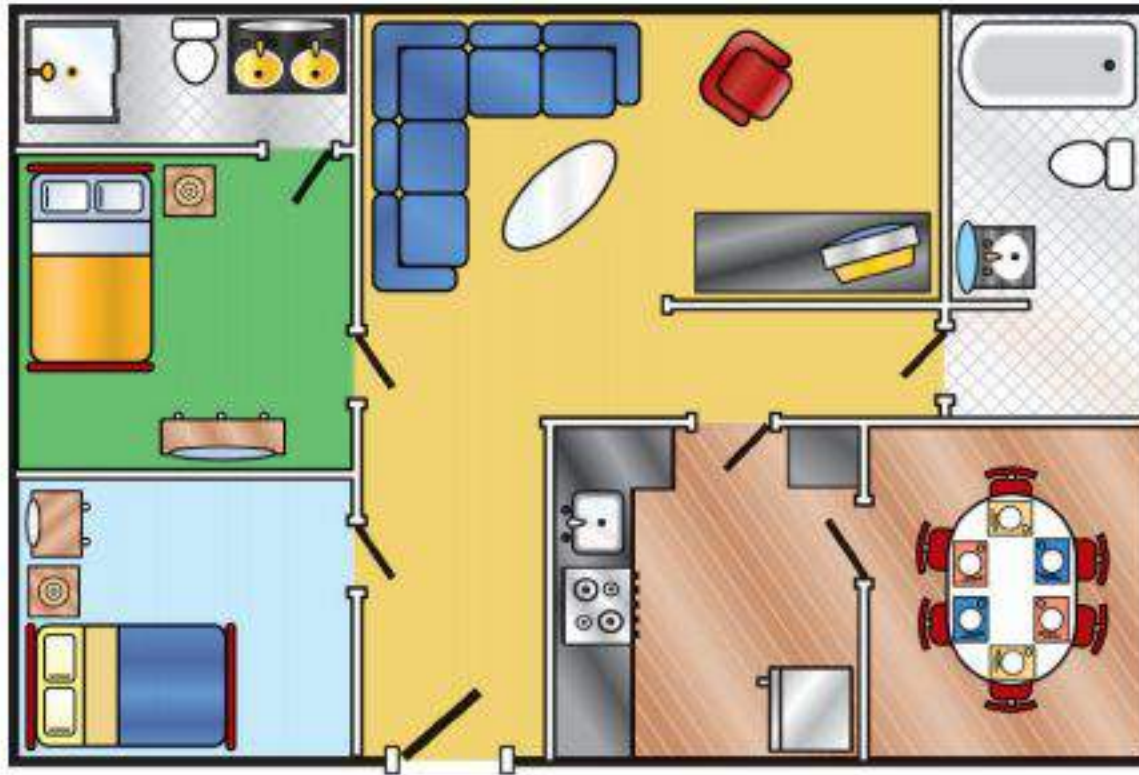




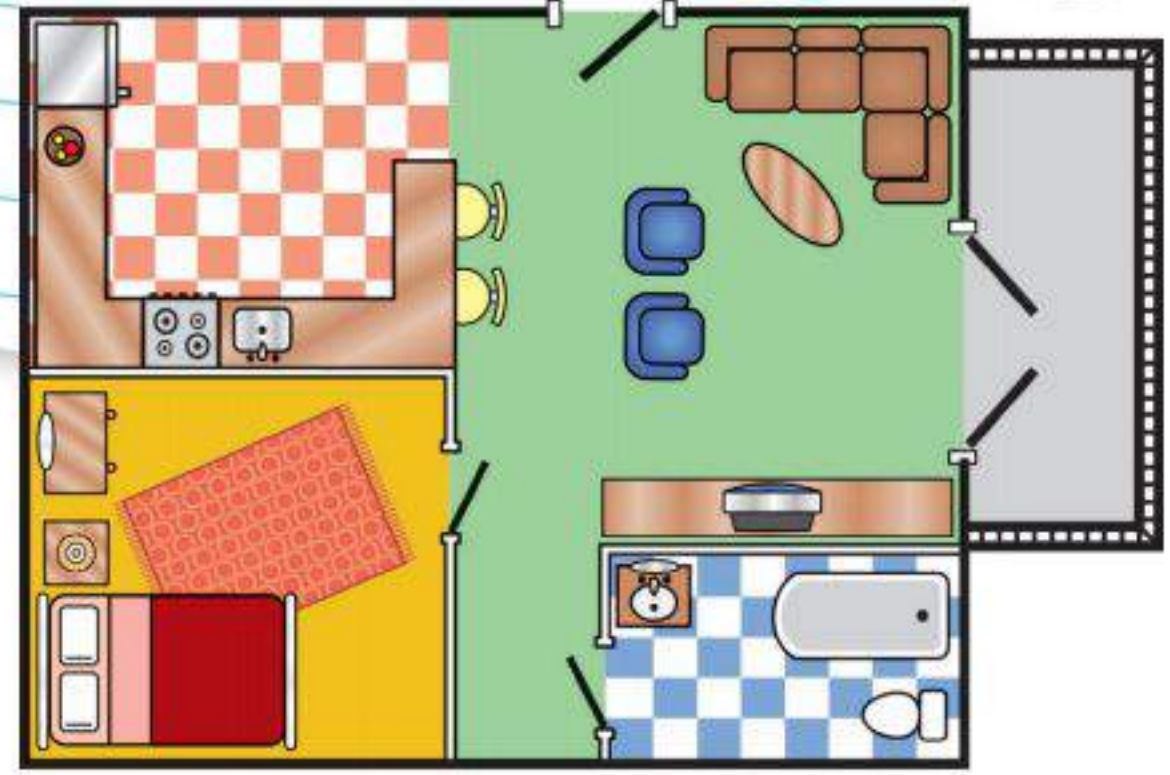
Adel's apartment has two bathrooms.  
Ali's apartment has one bathroom.  
There is a living room in Adel's apartment.  
There is a living room in Ali's apartment, too.

C. Compare Ali's and Adel's apartments.  
Share your sentences with a partner.

Adel's apartment




Ali's apartment



## 4 Listening


Listen. Draw or write the names of the missing objects in the room.

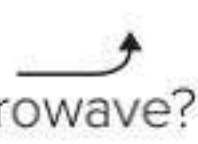


## 5 Pronunciation


Listen to the rising intonation. Then practice.

 Is there a garage?

 Are there flowers?

 Is there a microwave?

 Are there curtains?

 Is there a cat on the sofa?

 Are there pictures on the wall?



## 6 Is There a View?



### 6 Conversation



- John:** What's your home like?  
**Tom:** It isn't big. There are only two bedrooms: one for my parents, and one for my brother and me.  
**John:** And what's your favorite room?  
**Tom:** The bedroom. It has my computer. How about you?  
**John:** My favorite room is the living room.  
**Tom:** Why?

### Your Ending



1 Because it has a huge high-definition TV.



2 Because there's a nice view.



3 Because there's a great sound system.

### About the Conversation

1. How many bedrooms are there in Tom's house?
2. Who shares the bedroom with Tom?
3. What's Tom's favorite room? Why?
4. What's John's favorite room?

### Your Turn

- A.** Tell a partner about your home.

It's \_\_\_\_\_.

It has \_\_\_\_\_.

There is / are \_\_\_\_\_.

- B.** Discuss your favorite room.

My favorite room is \_\_\_\_\_.

There is / are \_\_\_\_\_.

It has \_\_\_\_\_.

### 7 About You

1. What's in your bedroom?
2. What's under your bed?

وزارة التعليم  
Ministry of Education

2021 - 1443





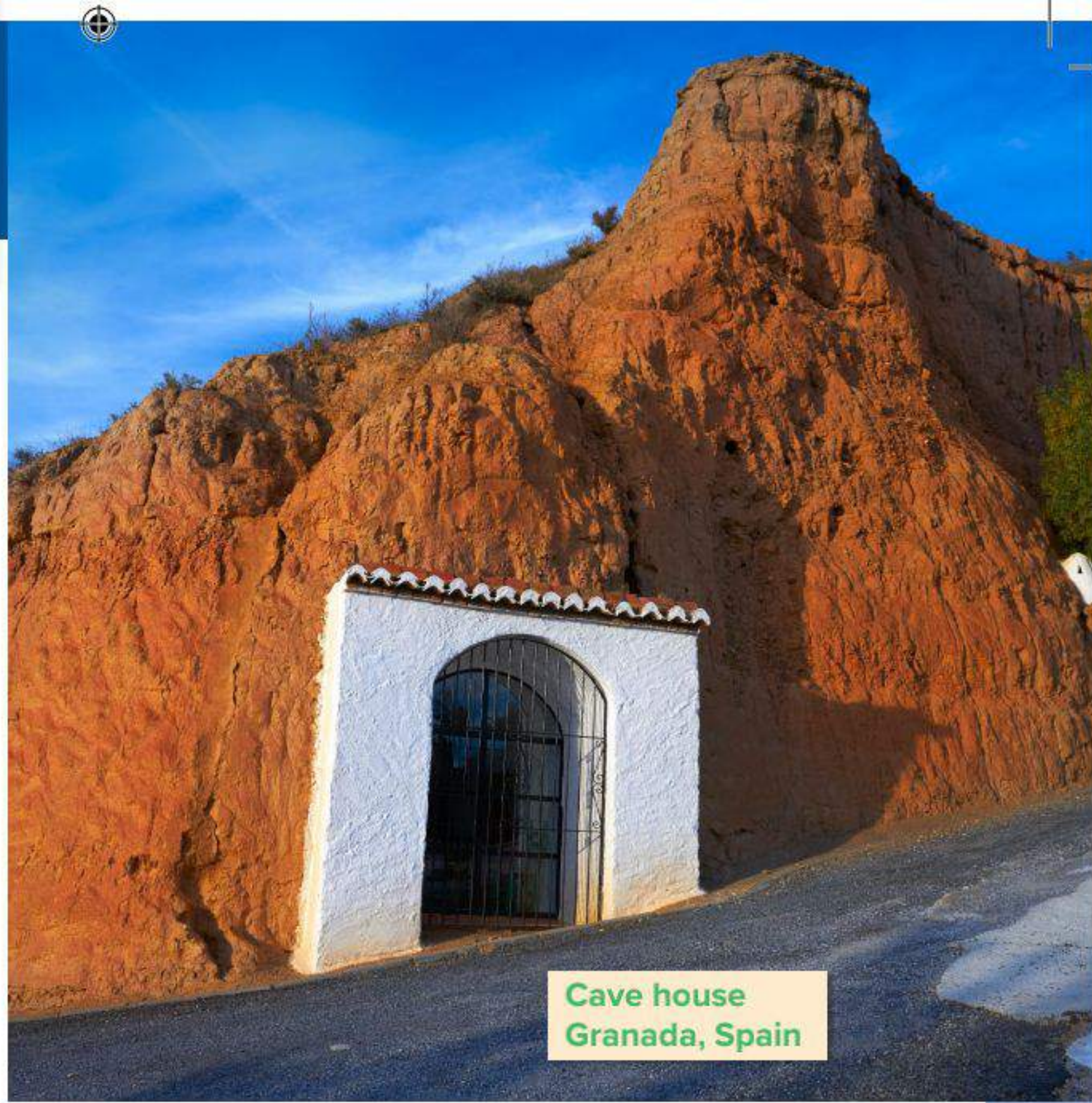
## 8 Reading

### Before Reading

What's unusual about these two houses?

# Unusual Houses

Some people have very unusual houses.



Cave house  
Granada, Spain



Houseboat  
Amsterdam, Netherlands

## Cave Houses

There are many cave homes in southern Spain. However, the homes are made by people and are not natural formations. These houses date back to the eighth century. The area near Granada is very hot in summer and cold in winter. But the temperature in the cave homes is about 19 to 20 degrees Celsius all year round. The houses have electricity and running water, and they are dry and comfortable. Some cave houses are very large and have ten rooms or more. The houses are usually very quiet, too.

## After Reading

1. Are the cave houses cold or hot?
2. Do they have modern facilities?
3. How big are the cave houses?
4. How many houseboats are there in the Netherlands?
5. Who likes to live on houseboats?

## Discussion

Are there any unusual houses in your town or country? What are they like?

## Houseboats

There are over 10,000 houseboats in the Netherlands. Many are on Amsterdam's canals. These are old barges that are now homes. Lots of artists and young people like to live on the houseboats. Also, Amsterdam is very crowded, and there are not enough houses for everyone, especially in the city center. So houseboats offer people the chance to live right in the city. Houseboats in Amsterdam have one thing in common: they all look different.





## 6 Is There a View?



### 9 Writing

- A. Complete the chart with notes that describe your home. What things are in each room? What words describe the rooms? What is your favorite room? Why?

Room	Description
Kitchen	
Living Room	
Bedroom(s)	
Bathroom	
Other:	
Other:	

#### Writing Corner

- Use **and** to connect words and ideas that are similar. Use commas for a list.  
The kitchen is big **and** modern.                      There's a closet, a bed, **and** a desk in my room.
- Use **but** to connect opposite ideas. Put a comma before but when there is a subject.  
My room is small **but** comfortable.                      My room isn't very big, **but** it's comfortable.
- The place (where) goes at the end or the beginning of a sentence. When it is at the beginning, put a comma after the phrase.  
There are pretty flowers **in the garden**.                      **In the garden**, there are pretty flowers

- B. Read the text. Circle the adjectives that describe the home or the things in it.

Our home is a modern apartment in the city. It's on the seventh floor. The apartment isn't big, but it's very comfortable. It has two bedrooms, a bathroom, a kitchen, and a living room. There isn't a dining room, but the kitchen has a table and chairs. My favorite room is the living room. It has large windows and a balcony. There are some pretty flowers on the balcony. The best thing is that there's a great view of the city!



- C. Describe your home. Use your notes from the chart in exercise A and ideas from this unit.

### 10 Project

تخبر الفصل عن بيتك الخيالي. اجد الصور على الإنترنت أو في المجلات. اصنع ملصقاً.

وزارة التعليم  
Ministry of Education  
2021 - 1443



# 11 Form, Meaning and Function

## Coordinating Conjunctions: *and*, *but*, *or*

Conjunctions connect words and ideas in a sentence.  
Use *and* to connect words and ideas that are similar.

There is a sofa, an armchair, **and** a table in the living room.  
We read **and** write in class.

Use *but* to connect contrasting ideas.

I can speak English, **but** I can't speak French.  
There are flowers in the garden, **but** there aren't any trees.

Use *or* when there is a choice.


You can sit on the sofa **or** the armchair.  
You can write the word **or** draw a picture.




**A.** Write sentences with **and** to describe the kitchen in picture A.

1. *There is* \_\_\_\_\_
2. \_\_\_\_\_
3. \_\_\_\_\_

**B.** Write sentences with **but** to describe how picture B is different from picture A.

-  *There is a microwave, but it isn't above the stove.*
1. \_\_\_\_\_
  2. \_\_\_\_\_
  3. \_\_\_\_\_

**C.** Work with a partner. Student A: choose a kitchen. Student B: ask questions with **or** to find out which kitchen it is. Change roles.

-  **A:** Is there a microwave above the stove, or is it on the counter?  
**B:** It's on the counter.  
**A:** It's picture B!



# 7 Where Do You Live?

رابطہ الدرس الرقمي



www.iien.edu.sa

## 1 Listen and Discuss

1. What is the name of your neighborhood?
2. How is this neighborhood the same or different from yours?



**Great food at low prices!**

FRUIT & VEGETABLES



On Main Avenue.  
Near the subway station.

Open: 7 days a week.



I'm new to the neighborhood. I live in this apartment building. Where do you live?


I live here too, on the third floor. This neighborhood is great! It has everything!

So, is there a convenience store near here?

Of course. Go to the corner and turn left. Then go straight ahead.

**GINO'S**  
Italian Restaurant  
The BEST pizza and pasta in town.  
211 Maple Avenue  
Open: Saturday-Thursday






**Andy's Bookstore**

85 Central Avenue  
Between the bank  
and the pharmacy.

Open:  
9:00 A.M. to 8.00 P.M.

**Health Club**



Gym and swimming pool.  
Sauna and showers.  
Across from the park.  
Closed: Friday.

### Quick Check

#### A. Vocabulary. Name the place.


- \_\_\_\_\_ a place to eat
- \_\_\_\_\_ a place to take a walk
- \_\_\_\_\_ a place with many stores
- \_\_\_\_\_ a place to exercise
- \_\_\_\_\_ a place to buy a book



#### B. Comprehension. Answer **yes** or **no**.


- \_\_\_ Gino's restaurant is on Maple Avenue.
- \_\_\_ Andy's Bookstore is between the bank and the pharmacy.
- \_\_\_ The health club is near the park.
- \_\_\_ The supermarket is near the subway station.

## 2 Pair Work

### Ask and answer.

-  Where do you live?

 I live on Park Street.
-  Are there any restaurants near here?

 Yes. There's a restaurant on Maple Avenue.



## 3 Grammar

### Verb: *live* + Preposition

Where do you live?

- | **live in** Jeddah. (*city*)
- | **live on** the third floor. (*building*)
- | **live on** First Avenue. (*street*)

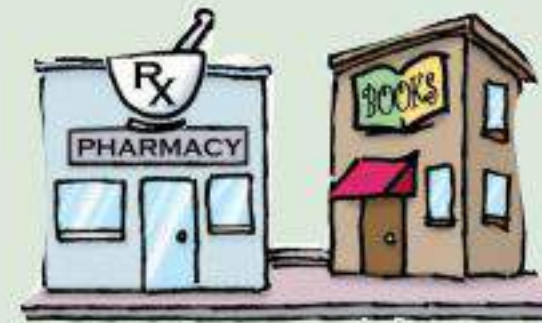
### Prepositions of Place: *across from, between, next to, on, near, far from*



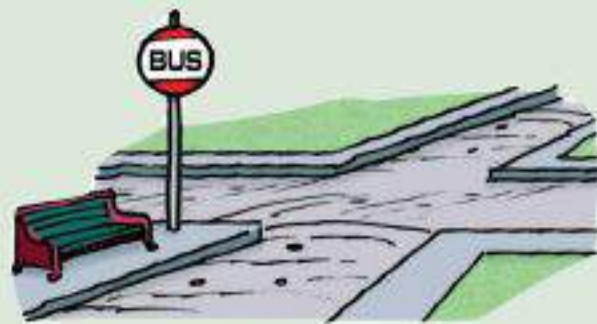
The park is **across from** the school.




The bank is **between** the post office and the restaurant.



The pharmacy is **next to** the bookstore.



The bus stop is **on** the corner.



The museum is **near** the hotel.



The airport is **far from** town.

### Imperatives for Directions



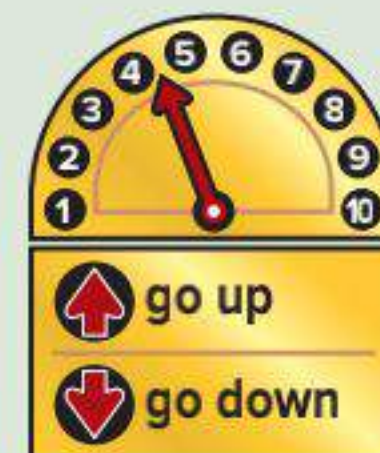
Turn left.



Turn right.



Go straight.



Go up. Go down.

#### A. Match the questions with the answers.

- |  |   |
|--|---|
| 1. ____ Is there a restaurant in the mall?   | a. My apartment's on the second floor.            |
| 2. ____ Is the airport far from the city?    | b. No. It's between the bank and the health club. |
| 3. ____ Where's the convenience store?       | c. No, it isn't. It's closed.                     |
| 4. ____ Is the bank open on Friday?          | d. Yes, there is. It's across from the bookstore. |
| 5. ____ Where do you live?                   | e. No, it isn't. It's near the city.              |
| 6. ____ Is the post office next to the park? | f. It's on the corner of Dade and Main Streets.   |





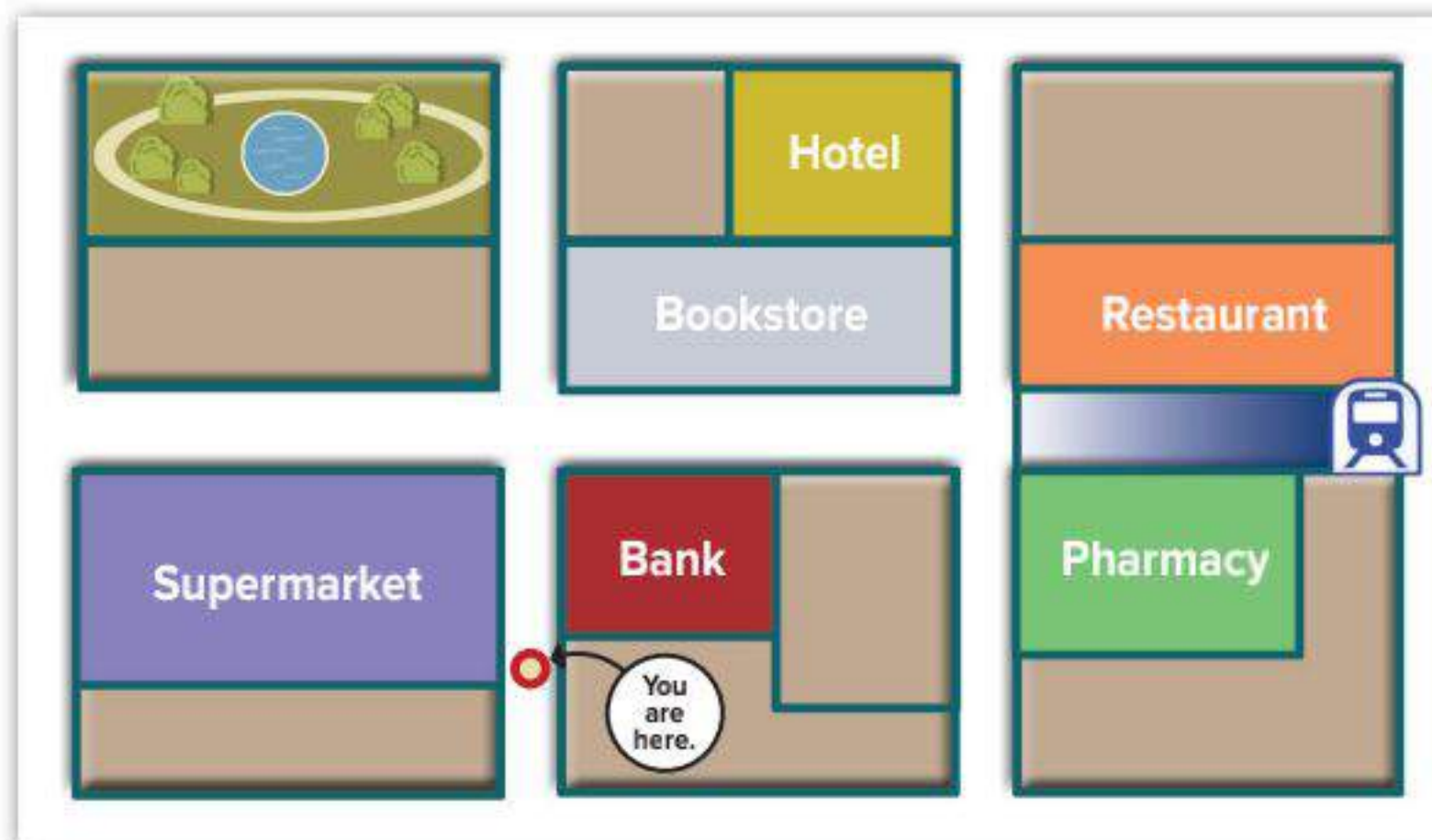
B. Look at the picture. Complete the sentences with the correct prepositions.

1. There's a pharmacy \_\_\_\_\_ the bookstore.
2. The bank is \_\_\_\_\_ the supermarket.
3. The police officer is \_\_\_\_\_ the bank.
4. There's a bookstore \_\_\_\_\_ the supermarket and the pharmacy.
5. The Spanish restaurant is \_\_\_\_\_ the bank.
6. There's an English school \_\_\_\_\_ the corner. It's \_\_\_\_\_ the second floor.



## 4 Listening

Listen. Write the names of the places on the map.




## 5 Pronunciation

Listen to the stress on the different syllables. Then practice.

First Syllable	Second Syllable	Third Syllable
airport	apartment	university
restaurant	museum	conversation



## 6 Conversation



### Real Talk

*You can't miss it.* = You are sure to see it.  
*Trust me.* = Believe me.

- Tom:** Excuse me. How do I get to Bedford Park?  
**John:** Take the number 20 bus. There's a bus stop over there. Get off at Dixie's Pharmacy. The park is on the next block. *You can't miss it.*  
**Tom:** Is it far from here?  
**John:** No, it's about 15 minutes away.  
**Luis:** No, no. Take the F line on the subway, and get off at 52nd Street Station. The park is right across from the station. *Trust me.* I live in that neighborhood.  
**Tom:** Thanks a lot.  
**Luis:** You're welcome.

### About the Conversation

1. Where is Tom going?
2. What's the bus number to Bedford Park?
3. How far away is it?
4. What's the subway line to Bedford Park?
5. Does Luis take the bus or the subway to get to Bedford Park?

### Your Turn

Tell a partner how to get to your home from the center of town.

## 7 About You

1. Where do you live?
2. What's your neighborhood like?
3. What places are there in your neighborhood?






## 8 Reading

### Before Reading

Look at the pictures. What do you know about the two neighborhoods in the article—Brooklyn and Coyoacan?

# Famous Neighborhoods



The Blue House  
Frida Kahlo's house




▲ My name is Francisco, and I live in Coyoacan. Coyoacan is a historic neighborhood of Mexico City. It has a busy cultural life. There are theaters, art galleries, and museums. Coyoacan has beautiful squares and houses. The house of the famous Mexican painter Frida Kahlo is here. It's called the Blue House. It's now a museum. There is also the Plaza Shopping Center, an Olympic pool, a gym, and a beautiful park. There are many restaurants and eating places with foods from all over the world. You can have great Mexican food, too.



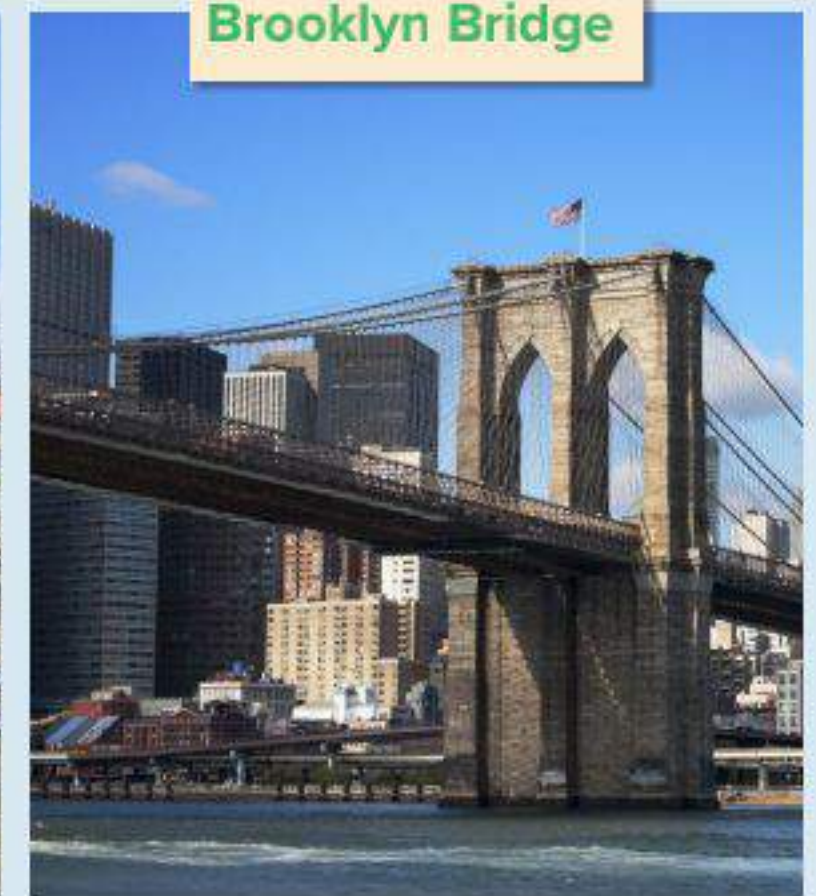
▲ My name is John. I'm from Brooklyn, New York. Brooklyn is a great place to live. There are so many different cultures and traditions here. Everything is near. Manhattan is only ten minutes away by subway. And there is the famous Brooklyn Bridge. Prospect Park has playgrounds, two lakes, and an ice-skating rink. We have a museum and a botanical garden. We also have restaurants with foods from all over the world—and the best pizzerias anywhere! I love it here.



Plaza Hidalgo in Coyoacan



Prospect Park  
in Brooklyn



Brooklyn Bridge

### After Reading



A. Mark the things the article says that both neighborhoods have.

\_\_\_ museum    \_\_\_ park    \_\_\_ bridge    \_\_\_ pizzeria    \_\_\_ restaurants    \_\_\_ lake

B. Work with a partner. Compare your neighborhood with the ones in the Reading.


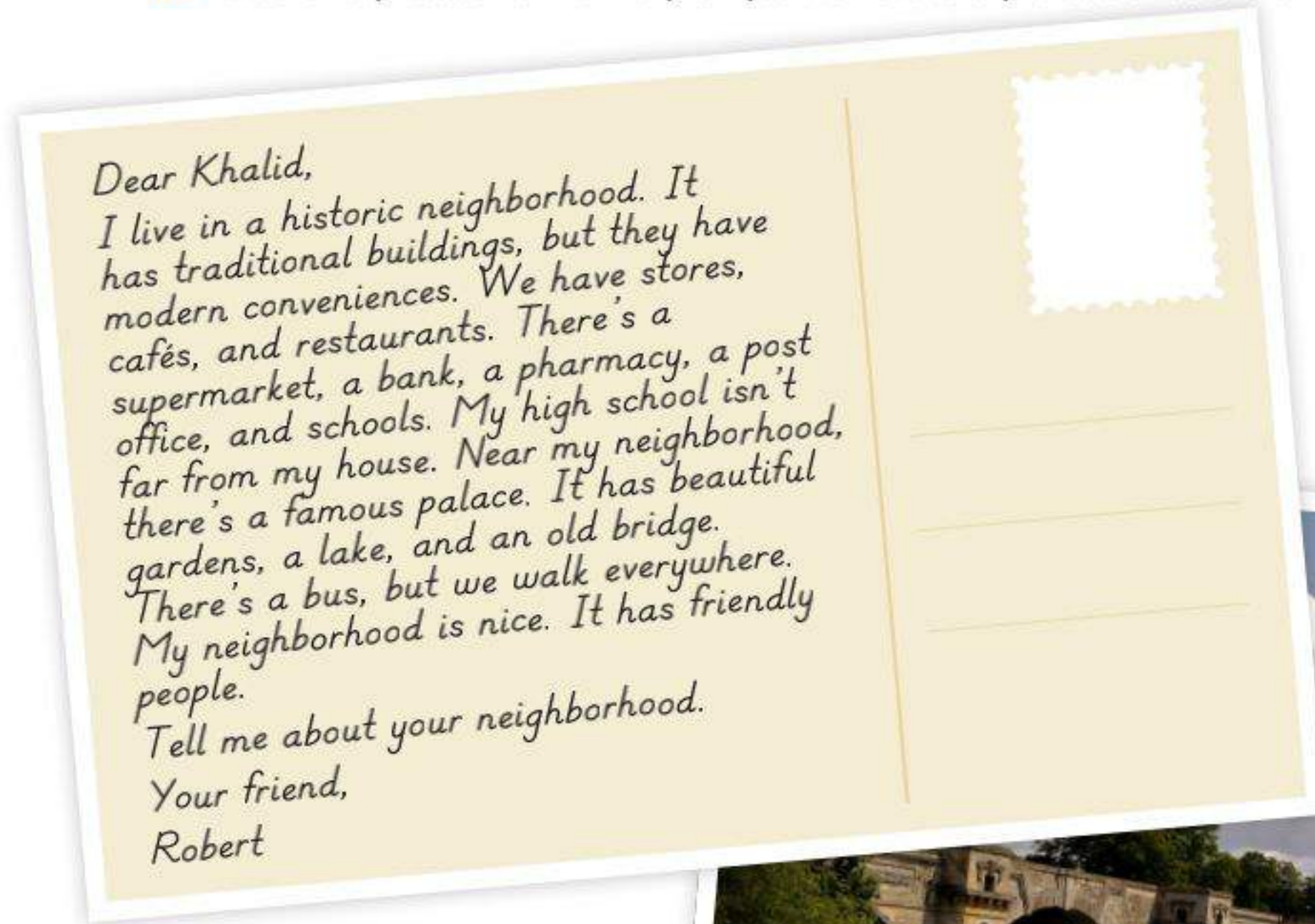


## 7 Where Do You Live?



### 9 Writing

A. Read the postcard from a pen pal. Circle the places that are similar in your neighborhood.



#### Writing Corner

1. Use personal pronouns in place of nouns or people.

I live in a nice neighborhood. **It** has friendly people.

(It = neighborhood)

The houses aren't modern. **They** are traditional.

(They = houses)

My neighbors are nice people. **They** are friendly.

(They = my neighbors)

My neighbors and I are friendly. **We** always say "hello."

(We = my neighbors and I)

B. Find the personal pronouns in the postcard. What noun does each one replace?

C. Write a postcard to a pen pal. Tell him or her about your neighborhood.

### 10 Project



Make a brochure for your neighborhood. List stores, restaurants, services, parks, etc.

وزارة التعليم

Ministry of Education

2021 - 1443



# 11 Form, Meaning and Function

## Comparative and Superlative Forms of Adjectives

### The Comparative

Use adjective + *-er* or *more* + adjective to make the comparative.

The hotel is **tall**.                                      The hotel is **taller** than the office buildings.  
The subway is **convenient**.                      The subway is **more convenient** than the bus.

**Note:** The comparative is often used with *than*.

### The Superlative

Use *the* + adjective + *-est* or *the most* + adjective to make the superlative.

The hotel is **the tallest** building in the city.                      It is also **the most modern**.  
The subway is **the fastest** transport in the city.                      It is also **the most convenient**.

### Formation

Use *-er* or *-est* for one-syllable adjectives and adjectives that end in *y*; for example, busy–**busier**–**busiest**.  
Use *more* or *most* for longer adjectives.

### Spelling Rules:

Most adjectives: old–**older**–**oldest**

Adjectives ending in *e*: nice–**nicer**–**nicest**

Adjectives ending in *y*: easy–**easier**–**easiest**

Adjectives ending in one vowel followed by one consonant: big–**bigger**–**biggest**, hot–**hotter**–**hottest**.

Some adjectives have irregular comparative and superlative forms.

**good–better–the best      bad–worse–the worst**



**A.** Complete the sentences with the comparative or superlative forms of the adjectives in parentheses. Use *the* before superlatives.

1. Gino's Restaurant has \_\_\_\_\_ (good) pizza in town.
2. I think that the pizza at Roma's is \_\_\_\_\_ (good) than Gino's.
3. The bookstore is \_\_\_\_\_ (popular) than the library.
4. Summer is \_\_\_\_\_ (hot) and \_\_\_\_\_ (dry) time of the year.
5. Don't eat there. That restaurant has \_\_\_\_\_ (bad) food in town.
6. My room is \_\_\_\_\_ (quiet) room in the house. I can't hear any noise.
7. The supermarket is much \_\_\_\_\_ (big) than the convenience store.
8. The park is \_\_\_\_\_ (beautiful) in the spring than in the winter.

**B.** Work with a partner. Disagree with the following statements.

**A:** The health club is older than the school. (new)

**B:** No, it isn't. It's newer.

1. The Amazon is longer than the Nile. (short)
2. Buses are faster than trains. (slow)
3. The city is quieter than the town. (noisy)
4. China is bigger than Canada. (small)
5. Roma's pizza is better than Gino's. (bad)
6. Cities are cleaner than towns. (dirty)





# 8 What Are You Doing?

رابطه الدرس الرقمي



www.ien.edu.sa

## 1 Listen and Discuss

1. Are there telephone helpline services in your country?
2. What services do they offer?

Hello. This is Matt. What are you doing? ... Oh, you're at home ... Me? I'm still at work. But right now, I'm having a break at the helpline café...

1. Ken is watching TV.
2. Ryan is surfing the Internet and drinking coffee.
3. Matt is talking on his cell phone.
4. Frank and Jason are eating sandwiches.
5. Mike and Daren are reading magazines.
6. George and Peter are looking at maps.
7. Henry is writing an email to a customer.
8. Pedro is speaking to a customer.
9. Jamal is working online.
10. Colin and Brian are chatting.

### FYI

A helpline or hot line is a telephone line for people to ask questions and to find out or talk about something.



# HELPLINE Helping People



## Quick Check ✓


**A. Vocabulary.** Name things in the office/café.


**B. Comprehension.** Answer **yes** or **no**.

1. \_\_\_ Matt is talking on the phone.
2. \_\_\_ Mike and Daren are talking to customers.
3. \_\_\_ Frank and Jason are having coffee.
4. \_\_\_ Henry is writing an email to a customer.
5. \_\_\_ Ryan is working.

## 2 Pair Work

**A. Ask** and **answer** about the people at the office.

 What is Ryan doing?

 He's drinking a cup of coffee.

 What are Frank and Jason doing?

 They're eating sandwiches.

**B.** You are having a break at the café. Role-play a phone conversation with a friend. Talk about the people at the helpline office.



# 8 What Are You Doing?



www.ien.edu.sa

## 3 Grammar

### Present Progressive Tense

Use the present progressive for actions that are happening at the present moment.

#### Affirmative (+)

I'm	studying now.	(I + <b>am</b> )
You're		(you + <b>are</b> )
He's		(he + <b>is</b> )
She's		(she + <b>is</b> )
We're		(we + <b>are</b> )
They're		(they + <b>are</b> )

#### Negative (-)

I'm	<b>not</b>	studying now.
You	<b>aren't</b>	
He	<b>isn't</b>	
She		
We	<b>aren't</b>	
They		

#### Questions (?)

Am	I	studying now?
Are	you	
Is	he she	
Are	we they	

#### Short Answers (+)

Yes,	I	<b>am.</b>
	you	<b>are.</b>
	he she	<b>is.</b>
	we they	<b>are.</b>

#### Short Answers (-)

No,	I'm	<b>not.</b>
	you	<b>aren't.</b>
	he she	<b>isn't.</b>
	we they	<b>aren't.</b>

### Questions with *What* + Present Progressive

<b>What</b>	are	you	doing?
	is	he/she	
	are	you/they	

I	am	studying now.
He/She	is	
We/They	are	

**A.** Complete the conversations. You can use contractions.

- A:** \_\_\_\_\_ you studying now?  
**B:** No, \_\_\_\_\_. I'm playing video games.  
 \_\_\_\_\_ you studying?  
**A:** Yes. I'm \_\_\_\_\_ for the English test.
- A:** \_\_\_\_\_ the children playing?  
**B:** No, they \_\_\_\_\_. They \_\_\_\_\_ TV.  
**A:** Are you watching TV, too?  
**B:** No, I \_\_\_\_\_. It's a kids' film.
- A:** Who \_\_\_\_\_ Ali calling?  
**B:** He \_\_\_\_\_ his brother.  
**A:** \_\_\_\_\_ he coming here?  
**B:** Yes, he \_\_\_\_\_.







**B.** Work with a partner. Ask and answer about the people.

**A:** What's Jake doing?

**B:** He's delivering mail.

- 1 Jake
- 2 Mr. Taylor
- 3 Ron
- 4 Robert
- 5 Greg, Sam
- 6 Toshiro
- 7 Carlos
- 8 Mr. Parker



## 4 Listening

Jerry is talking to Tom on the phone. Complete the chart about Tom's family. Write what each person is doing these days.

Tom	<i>He's finishing high school.</i>
Father	
Mother	
Sister—Carol	
Brother—Frank	



## 5 Pronunciation

Listen to the **-ing** ending. Then practice.

What are you **doing**?

I'm **waiting** for you.

What's he **doing**?

He's **chatting** with a friend.

What are they **doing**?

They're **playing** in the garden.



# 8 What Are You Doing?



## 6 Conversation

**Logan:** Hi, Danny. This is Logan.  
**Danny:** Hi, Logan. *What's up?*  
**Logan:** I'm at the train station. I'm *checking out* the schedule.  
**Danny:** Where are you going?  
**Logan:** To visit my uncle.  
 He lives in Seattle.  
**Danny:** I like Seattle. It's my favorite city.  
**Logan:** Well, let's go together.



### Your Ending

What does Danny say?

- 1 I'm busy now. I'm helping my dad.
- 2 I can't. I have to study for a test.
- 3 Good idea! I'm packing right now.

### Real Talk

*What's up?* = What's happening?  
*checking out* = looking for information

### About the Conversation

- 1. Where is Logan?
- 2. What's he doing?
- 3. Where is he planning to go?

### Your Turn

Role-play the conversation with a partner. Change the destination and the ending.



## 7 About You

- 1. What films are playing on TV this week?
- 2. What kinds of films are they?
- 3. Who are the actors?
- 4. What's your favorite kind of film?







## 8 Reading

### Before Reading

Look at the pictures. What place and activities do you think the article is talking about?



*Teenagers'*

*Favorite Place*



In some countries, they are called “the mall generation.” You walk into a shopping mall anywhere in the world, and what do you see? Teenagers are chatting, talking on cell phones, or sending text messages. They’re eating snacks or drinking soda in the food court, shopping, or just hanging out. They are all wearing similar clothes.

Shopping malls are still teenagers’ favorite place to meet friends and socialize. Malls have all the facilities teens want. There are lots of stores with the latest fashions, and all kinds of restaurants. Malls have several advantages as hangouts: they’re safe, and they’re comfortable in all kinds of weather.

### After Reading

1. Why are teens called the “mall generation” in some countries?
2. Which mall activities are the same in your country?
3. What are some of the advantages of malls as a place to hang out?



## 8 What Are You Doing?



### 9 Writing

A. Put the words in order to make sentences.

1. reading / in / living / is / a / Father / room / newspaper / the .

---

2. they / sandwiches / in / cafeteria / Are / the / eating ?

---

3. friend / email / he / writing / to / Is / an / his ?

---

4. She / mother / is / housework / her / the / helping / with .

---

5. playing / the / games / aren't / We / computer / on .

---

6. you / chatting / Who / with / are ?

---

#### Writing Corner

1. Use personal pronouns in place of a person or people.

My name is Hussain. <b>I</b> am doing my homework.	(I = Hussain/me)
Amal is a teacher. <b>She</b> is teaching her class.	(She = Amal)
My brother is a student. <b>He</b> is studying.	(He = my brother)
My friends are at the mall. <b>They</b> are shopping.	(They = my friends)
This is my friend. <b>We</b> are walking to school.	(We = my friend and I)

B. Read about Sabah's family. Work with a partner. Ask and answer questions about the members of her family. Use personal pronouns.

A: Where is Sabah?

B: She's in her room.

A: What's she doing?

B: She's doing her homework.

It is Saturday today. I'm in my room. I'm doing my homework. My parents are shopping at the supermarket. My grandfather is in the backyard. He's drinking coffee and reading a newspaper. I think that my brother, Ali, is in the park. He's riding his bike, or he's running. My baby brother is in the kitchen with my grandmother. He is playing with his toys, and she is cooking.



C. What do you think your family members and friends are doing now? Write a paragraph. Then, compare it with a partner.

### 10 Project

Choose a popular teen hangout in your town. Take some photos, find photos from the Internet or magazines, or draw pictures of the people there. Write what they are doing. Present a report to the class.



# 11 Form, Meaning and Function



## Would like

Use *would like* + noun for things that you want.

What **would** you **like**?

**Would** you **like** fries?

What **would** she **like**?

I'd **like** a sandwich.

No, I'd **like** a salad.

She'd **like** coffee.

What would you like?



Use *would like to* + verb for activities that you want to do.

**Would** you **like to** watch TV?

No, I'd **like to** read a magazine.

Use *would like* with question words: *what, when, where*.

**What** would she like to watch?

She'd like to watch a comedy.

**What** would you like to do?

I'd like to hang out at the mall.

**Where** would he like to go?

He'd like to go to the mall.

**When** would you like to eat?

I'd like to eat at 6 o'clock.

**FYI**

'd = | would

**A.** Complete the conversation with *would like* or *would like to*. Use 'd where possible.

**Faisal:** What (1) \_\_\_\_\_ do today, Khalid?

**Khalid:** (2) \_\_\_\_\_ hang out at the mall.

**Faisal:** OK. (3) \_\_\_\_\_ check out the new electronics store.

**Khalid:** Sure. When (4) \_\_\_\_\_ go?

**Faisal:** Well, (5) \_\_\_\_\_ go at eleven o'clock.

**Khalid:** OK. (6) \_\_\_\_\_ have lunch at the food court?

**Faisal:** Good idea! (7) \_\_\_\_\_ a burger and fries.

**Khalid:** Hmm. I think that (8) \_\_\_\_\_ pizza... and ice cream.

**Faisal:** Great! Let's go.



**B:** Work with a partner. Role-play a waiter and a customer at a café. Look at the pictures. Ask questions and order lunch with *would like*. Change roles.



# EXPANSION Units 5–8

## 1 Language Review



A. Complete the conversations.

- |   |  |
|---|--|
| <p>1. <b>A:</b> Where _____ you _____?<br/> <b>B:</b> I live on Baker Street.<br/> <b>A:</b> _____ it a good neighborhood?<br/> <b>B:</b> Yes, I _____ everything.<br/>         I _____ very happy there.</p> | <p>2. <b>A:</b> What _____ your house like?<br/> <b>B:</b> It _____ very big. There _____ ten rooms,<br/>         and there _____ a big yard.<br/> <b>A:</b> Our house _____ small, but it _____<br/>         comfortable, and it _____ a nice view.</p> |
|---|--|

B. Write where the things are in your house.

🔦 flowers

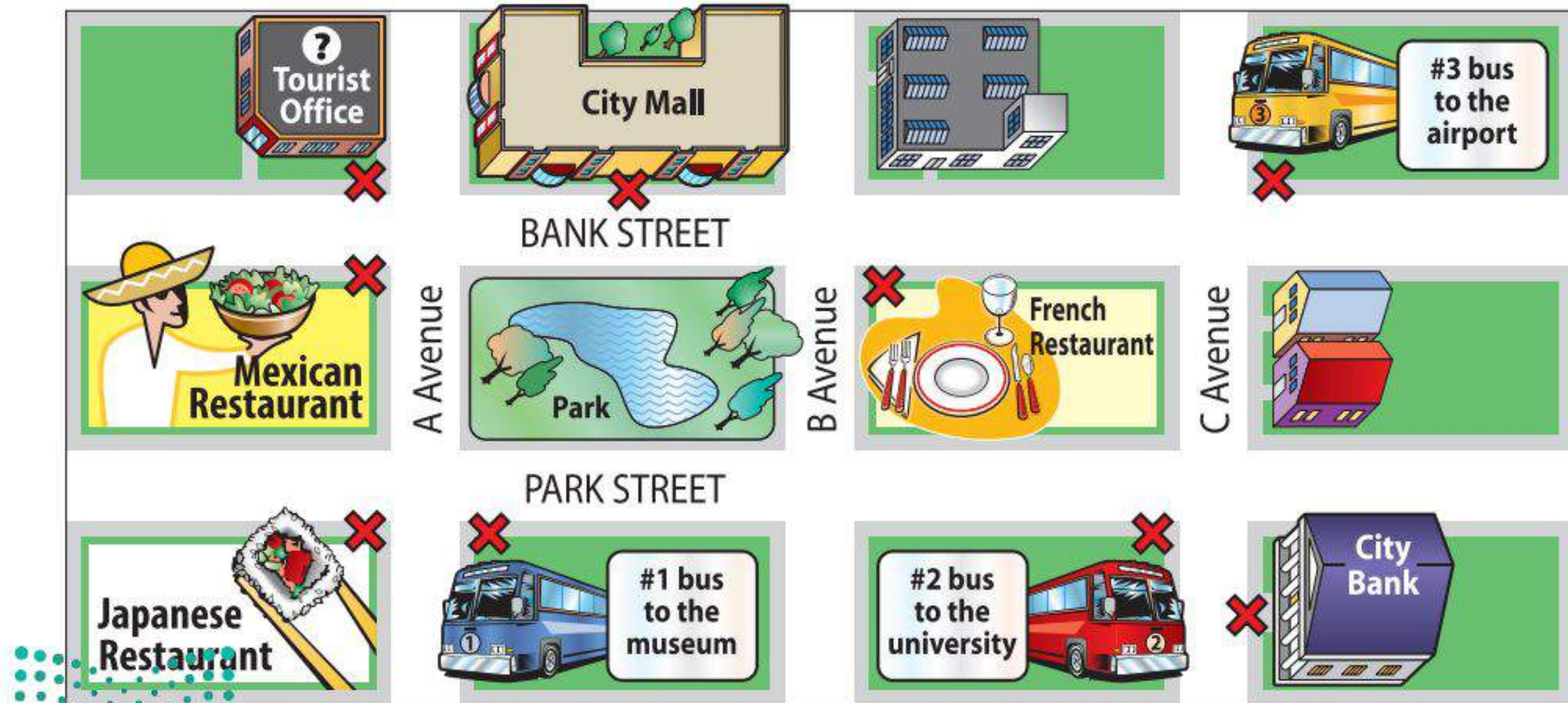
*There are flowers in the garden.*

1. television
2. photos of the family
3. sofa
4. telephone
5. shelf

C. Work with a partner. Ask and answer. Use the map to give directions. Say where you are starting.

**A:** I am at City Bank. Is there a good French restaurant near here?

**B:** Yes, there is. There's a French restaurant on the corner of Bank Street and B Avenue.





D. Look at the picture and do the activities.

1. Work with a partner. What are the people doing? Write eight sentences.


💡 *The father in house A is talking on the phone.*

2. Work with a partner. What are some things in the houses? Write eight sentences.

💡 *In house A, there are shelves in the kitchen.  
In house B, there is a shower in the bathroom.*

3. Look at the pictures again. Write down eight differences between houses A and B.  
Compare your answers with a partner.

💡 *In house A, they have a mirror in the bedroom.  
In house B, they have a poster on the wall.*





## 2 Reading

### Before Reading

1. Do you send emails to friends?
2. Where are your friends from?
3. Do you write to them often?
4. What do you write about?

# Email Pals

Hi Omar,

Thanks for your email. Here are some answers to your questions about me. I have a small family. There's just my father, my mother, and my sister. My sister's name is Kate, and she's nineteen years old. She's at college. She is studying to be a doctor. My dad's a doctor, too.

I live in a small town about one hour from New York City by train. My neighborhood is nice and quiet, and we have everything we need right here. My school is only a couple of blocks from my house, and there's an enormous shopping mall near here. My friends and I hang out there often.

I have a parrot. His name is Gabby. Do you have a pet? I play football on the local team. The name of the team is Square United. What's your favorite sport?

Tell me more about your family, your town, and your interests.

Take care.  
Mark



وزارة التعليم

Ministry of Education

2021 - 1443



## After Reading

Answer **yes** or **no**.

1. \_\_\_\_\_ Mark's family is small.
2. \_\_\_\_\_ Mark's sister is studying to be a nurse.
3. \_\_\_\_\_ Mark lives in an apartment.
4. \_\_\_\_\_ His school is far from his house.
5. \_\_\_\_\_ The neighborhood doesn't have many stores.
6. \_\_\_\_\_ Mark plays football in his free time.

## 3 Writing

You are writing an email to a new friend. Circle the information you want to include. Add your own ideas. Then write your email. Use Mark's email to help you.

family	pets	sports	weather
town	teachers	hobbies	school
neighborhood	friends	favorite hobbies	house
favorite food	favorite films	school subjects	holidays

## 4 About You

1. Do you live in a quiet or busy neighborhood?
2. What's your favorite hangout place?
3. Do you have a lot of friends?
4. Who are your best friends?
5. Do you have any pets? What kind?
6. What are their names?
7. What are your favorite kinds of films?
8. What hobbies do you have?
9. Do you play a sport? What?
10. Do you collect anything? What do you have?



وزارة التعليم  
Ministry of Education  
2021 - 1443



5 Chant Along 

# My Neighborhood!



Who is that walking down the street?  
Who is that getting on the bus?  
Who is that running in the park?  
Who is that sitting on the bench?

That is me walking down the street.  
That is Ali getting on the bus.  
That is my teacher running in the park.  
That is my neighbor sitting on the bench.



► **Chorus**  
This is the neighborhood I live in.  
There are so many people I know,  
2, 3, 4, 7, 9, 10.  
Everywhere I look,  
Let me show you some more.

Who is that talking on the phone?  
Who is that holding all this mail?  
Who is that laughing so loud?  
Who is carrying a backpack?

That is Mr. Faisal talking on the phone.  
That is the mailman delivering the mail.  
That is my brother who is laughing so loud,  
And that is me walking to school!

► **Chorus**





## Vocabulary

Read the meanings. Write the words from the chant.

1. making lots of noise \_\_\_\_\_
2. something to sit on \_\_\_\_\_
3. a place with a lot of grass and trees \_\_\_\_\_
4. something to put your books in \_\_\_\_\_
5. a person who delivers mail \_\_\_\_\_
6. a place we learn new things \_\_\_\_\_
7. there are cars on it \_\_\_\_\_

## Comprehension

A. Answer **yes** or **no**.

1. \_\_\_\_\_ The boy is a student.
2. \_\_\_\_\_ The mailman is drinking coffee.
3. \_\_\_\_\_ The boy's brother is studying.
4. \_\_\_\_\_ Mr. Faisal is driving a car.
5. \_\_\_\_\_ The teacher is shopping.
6. \_\_\_\_\_ The boy's neighbor is sitting on the bench.


B. Work with a partner. Ask and answer questions about the people in the chant.

- A: What's the teacher doing?  
B: He's running in the park.

## Discussion

Work in pairs and describe what the people in the photo are doing. Ask each other questions.

- A: Where is the boy sitting?  
B: He is sitting in the middle.  
A: Is the father driving?  
B: No, the grandfather is driving.





# Vocabulary

## 1 Good Morning!

### VOCABULARY

#### Nouns

best friend	first name	name
class	friend	principal
classmate	last name	student
family	man	teacher
father (dad)	mother (mom)	woman

#### Parts of the day

afternoon  
evening  
morning  
night

#### Titles

Miss  
Mr.  
Mrs.  
Ms.

#### Adjectives

big  
married  
single

### EXPRESSIONS

#### Greetings

Good afternoon.  
Good evening.  
Good morning.  
Hello.  
Hi.  
Welcome to ...

#### Saying goodbye

Bye.  
Goodbye.  
Good night.  
See you later.  
Take care.

#### Introductions

How do you spell (name)?  
I'm (name).  
My friends call me (name).  
My name's (name).  
Nice to meet you.  
Nice to meet you, too.  
This is (name).

#### Ask/say how someone is

How are you?  
How's it going?  
I'm fine, thanks.  
I'm OK.  
Not bad.

#### Express thanks

Thanks.  
Thank you.

#### Express regret

I'm sorry.

## 2 What Day Is Today?

### VOCABULARY

#### Nouns

age  
cat  
date  
middle name

#### Adjectives

cute  
favorite  
our  
their  
your

#### Days of the week

Sunday  
Monday  
Tuesday  
Wednesday  
Thursday  
Friday  
Saturday

#### Prepositions

in  
on

#### Months of the year

January  
February  
March  
April  
May  
June  
July  
August  
September  
October  
November  
December

#### Numbers

1 one – 1st first	13 thirteen – 13th thirteenth
2 two – 2nd second	14 fourteen – 14th fourteenth
3 three – 3rd third	15 fifteen – 15th fifteenth
4 four – 4th fourth	16 sixteen – 16th sixteenth
5 five – 5th fifth	17 seventeen – 17th seventeenth
6 six – 6th sixth	18 eighteen – 18th eighteenth
7 seven – 7th seventh	19 nineteen – 19th nineteenth
8 eight – 8th eighth	20 twenty – 20th twentieth
9 nine – 9th ninth	21 twenty-one – 21st twenty-first
10 ten – 10th tenth	22 twenty-two – 22nd twenty-second
11 eleven – 11th eleventh	23 twenty-three – 23rd twenty-third
12 twelve – 12th twelfth	24 twenty-four – 24th twenty-fourth
30 thirty – 30th thirtieth	80 eighty – 80th eightieth
40 forty – 40th fortieth	90 ninety – 90th ninetieth
50 fifty – 50th fiftieth	100 one hundred – one hundredth
60 sixty – 60th sixtieth	1,000 one thousand – one thousandth
70 seventy – 70th seventieth	

### EXPRESSIONS

#### Ask for information

How old are you/they?  
How old is he/she?  
What month is it?  
What day is today?

#### Real Talk

You're welcome.



### 3 What's That?

#### VOCABULARY

##### Nouns

airplane	fossil	painting	telephone
bicycle / bike	gift shop	pencil	television
calculator	guide	photograph	tote bag
camera	headphones	poster	toy
car	key	radio	typewriter
diamond	key chain	reproduction	washing machine
dinosaur	lamp	sculpture	watch
egg	meteor	skeleton	
fish	museum	souvenir	

##### Verbs

buy  
check out  
follow  
touch

##### Adjectives

enormous  
famous  
nice

##### Pronouns

this / that  
these / those

#### EXPRESSIONS

##### Ask for the name of something

What's this/that?  
What are these/those?

##### Polite command

Please...

### 4 Around the World

#### VOCABULARY

##### Nouns

address	language
area code	nationality
avenue	people
bus	street
capital	telephone number
cell number	tourist
country	viewer
email	world
home	

##### Nouns—Countries

Australia	Mexico
Brazil	Oman
Canada	Russia
China	Spain
Egypt	Syria
England	United States
France	Venezuela
Jordan	
Kingdom of Saudi Arabia	

##### Adjectives—Nationality

American	Mexican
Australian	Omani
Brazilian	Russian
Canadian	Saudi
Chinese	Spanish
Egyptian	Syrian
English	Venezuelan
French	
Jordanian	

##### Verbs

believe  
say

##### Adjectives

hot  
official

##### Prepositions

around	in
from	on

#### EXPRESSIONS

##### Idioms

on business  
on vacation

##### Ask for information

Where are you from?

##### Real Talk

Excuse me.  
How about you?



## EXPANSION Units 1–4

### VOCABULARY

#### Nouns

ad	kid
backpack	order
broom	pineapple
coconut	prize
contest	questionnaire
destination	ship
door	sport
floor	tourism
form	trip
industry	winner
island	

#### Verbs

brush  
clean  
close  
come in  
do  
find  
get up  
hurry  
use  
wait  
walk  
work

#### Phrases with verbs

brush (one's) teeth  
do (one's) homework  
get off the phone  
give (someone) a break  
sweep the floor

#### Adjectives

late  
national  
popular  
principal

### EXPRESSIONS

#### Idioms

give me a break  
leave me alone  
What for?

## 5 Families, Families

### VOCABULARY

#### Nouns

aunt	grandparent
baby	husband
brother	nephew
child / plural: children	niece
cousin	parent
daughter	sister
family	son
grandchildren	uncle
grandfather	wife
grandmother	

#### Verbs

come from  
have  
miss

#### Adjectives

big  
many  
married  
only  
single  
small

### EXPRESSIONS

#### Quantity expressions

a lot of  
any  
lots

#### Real Talk

I've got ...  
Not really.



## 6 Is There a View?

### VOCABULARY

#### Nouns

apartment  
balcony  
flower  
garden  
house  
laundry  
motorcycle  
tree  
view  
yard

#### Nouns—Rooms of the house

bathroom  
bedroom  
dining room  
garage  
kitchen  
laundry room  
living room

#### Nouns—Furniture and things in a room

armchair	DVD player	sink
bath tub	lamp	sofa
bed	laptop	sound system
cabinet	computer	stove
chair	microwave	table
closet	mirror	toilet
curtains	refrigerator	TV
desk	rug	vase
dishwasher	shelf	washer
dryer	shower	

#### Adjectives

beautiful	huge
comfortable	pretty
great	small

#### Adverbs

downstairs  
upstairs

#### Prepositions

behind	on
in	under
in front of	

### EXPRESSIONS

#### Ask for and give a description

Is/Are there...?  
There is (There's)/There are ...  
What's ... like?

#### Ask for and give a reason

Why?  
Because ...

## 7 Where Do You Live?

### VOCABULARY

#### Nouns

block	pasta
corner	pizza
floor	price
food	sauna
gym	swimming pool
neighborhood	town

#### Nouns—Places in the neighborhood

airport	mall
apartment building	park
bank	pharmacy
bookstore	post office
bus stop	restaurant
convenience store	subway station
gym	supermarket
health club	

#### Verbs

get off  
go  
live  
take  
turn

#### Adjectives

closed  
low  
new  
open

### EXPRESSIONS

#### Give directions

Go down.  
Go up.  
Go straight (ahead).  
Go to the corner.  
Turn left.  
Turn right.

#### Ask for directions

How do I get to ... ?

#### Give a strong yes answer

Of course.

#### Real Talk

Trust me.  
You can't miss it.

#### Prepositions

across from  
between  
far from  
near  
next to  
on  
on the corner of ... and ...



## 8 What Are You Doing?

### VOCABULARY

#### Nouns

action film  
actor  
advantage  
comedy  
food court  
generation  
hangout  
helpline service  
homework  
magazine  
mail  
sandwich  
science fiction  
text message

#### Verbs

call  
chat  
come  
deliver  
do  
drink  
eat  
hang out  
help  
listen to  
look at  
play  
read  
see  
send  
speak  
study  
surf (the Internet)  
talk  
wait for  
watch  
wear  
work (online)  
write

#### Adjectives

action  
busy

#### Adverb

right now

### EXPRESSIONS

#### Expression of location

at work

#### Make a suggestion

Let's (go).

#### Accept a suggestion

Good idea!

#### Real Talk

check out  
What's up?

## EXPANSION Units 5–8

### VOCABULARY

#### Nouns

hangout place  
hobby  
holiday  
interests  
mailman  
pet  
subject

#### Verbs

collect  
hang out  
laugh

#### Adjectives

busy  
enormous  
local  
quiet

#### Adverb

loud





# Irregular Verbs

Base Form	Simple Past
be	was/were
become	became
buy	bought
come	came
cut	cut
do	did
draw	drew
drink	drank
drive	drove
eat	ate
fight	fought
find	found
get (up)	got (up)
give	gave
go	went
hang	hung
have	had
hear	heard
know	knew
leave	left
lend	lent
make	made
mean	meant
meet	met
read	read
ride	rode
run	ran
say	said
see	saw
sell	sold
send	sent
sing	sang
sit	sat
sleep	slept
speak	spoke
spend	spent
sweep	swept
swim	swam
take	took
teach	taught
think	thought
understand	understood
wake (up)	woke (up)
wear	wore
write	wrote





## Photo Credits

iii (t) ©Tatweer Co. for Educational Services, 2 (tl) ©MBI/Alamy Images, 2 (tr) ©Paul Bradbury/Glow Images, 2 (cl) ©michaeljung/123RF, 2 (cr) ©HA Photos/Alamy Stock Photo, 2 (bl) ©Tatweer Co. for Educational Services, 2 (br) ©MBI/Alamy Images, 3 (tl) ©Dean Drobot/Shutterstock, 3 (tr) ©Image Source/Image Source, 5 (tl) ©Image Source/Getty Images, 5 (tc) ©gulfimages/Alamy Stock Photo, 5 (tr) ©Tatweer Co. for Educational Services, 5 (bl) ©marvent/Shutterstock, 5 (bc) ©Tom Merton/Age Fotostock, 5 (br) ©Tatweer Co. for Educational Services, 9 1 ©Aleksandr Bryliaev/Alamy Images, 9 2 ©Amero/Shutterstock, 9 3 ©MikeBraun/Shutterstock, 9 4 ©photogal/Shutterstock, 9 5 ©lynx/iconotec.com/Glow Images, 9 6 ©Nattika/Shutterstock, 9 7 ©Michael Hill/McGraw-Hill Education, 9 8 ©Ken Cavanagh/McGraw-Hill Education, 9 (br) ©GCapture/Shutterstock, 10 (bkgd) ©alexmak7/Shutterstock, 10 (tl) ©Creative Travel Projects/Shutterstock, 10 (br) ©peresanz/123RF, 15 (tr) ©Rene Frederic/AGE Fotostock, 15 (tl) ©LepasR/123RF, 15 (tcl) ©Four Oaks/Shutterstock, 15 (tcr) ©fominayaphoto/123RF, 15 (bl) ©Lee Feldstein/Alamy Images, 15 (bcl) ©Dewald Kirsten/Shutterstock, 15 (bcr) ©Fotosearch RF/Glow Images, 15 (br) ©imageBROKER/SuperStock, 16 (br) ©M. Shcherbyna/Shutterstock, 18 (tl) ©Amy Johansson/Shutterstock, 18 (tc) ©George Doyle/SuperStock, 18 (tr) ©Rob Wilson/Shutterstock, 18 (tr) ©Ingram Publishing/Alamy, 18 (cl) ©Ingram Publishing/Alamy, 18 (cl) ©Comstock Images/Alamy, 18 (c) ©Siberian Art/Shutterstock, 18 (c) ©Margo Harrison/Shutterstock, 18 (cr) ©Ungor/Shutterstock, 18 (cr) ©titelio/Shutterstock, 18 (bl) ©James Steidl/Shutterstock, 18 (br) ©Comstock Images/Alamy Images, 19 (tl) ©The Art Institute of Chicago/Helen Birch Bartlett Memorial Collection, 19 (tc) ©Ayman alakhras/Shutterstock, 19 (tr) ©Ingram Publishing/SuperStock, 19 (cl) ©Nancy A Thiele/Shutterstock, 19 (cr) ©IB Photography/Shutterstock, 19 (bl) ©KrimKate/Shutterstock, 19 (bc) ©Graphixmind.com/Shutterstock, 19 (br) ©Reven T.C. Wurman/Alamy, 21 (tr) ©Margo Harrison/Shutterstock, 21 (br) ©Sergej Razvodovskij/Shutterstock, 21 (bcr) ©BK666/Shutterstock, 21 (bcl) ©Elena11/Shutterstock, 21 (bl) ©Nadiia Korol/Shutterstock, 21 (tcr) ©Gift of Dr. and Mrs. Franz H. Hirschland, 1957/Metropolitan Museum of Art, New York, 21 (cl) ©Ayman alakhras/Shutterstock, 21 (tl) ©George Doyle/SuperStock, 23 (tl) ©Andrea Danti/Shutterstock, 23 (tr) ©Aleks49/Shutterstock, 23 (cl) ©Aleks49/Shutterstock, 23 (c) ©KIM JIHYUN/Shutterstock, 23 (bl) ©Romaans Drics/Shutterstock, 29 (t) ©Sirichai Puangsuwan/Shutterstock, 29 (b) ©tovovan/Shutterstock, 31 (tr) ©footageclips/Shutterstock, 31 (bl) ©antony spencer/Getty Images, 34 (l) ©McGraw-Hill Education, 34 (c) ©ella1977/Shutterstock, 34 (r) ©CARACOLLA/Shutterstock, 35 (t) ©Ahmad Ihsan/Shutterstock, 36 (tl) ©sakhorn/Shutterstock, 36 (tr) ©Gary Blakeley/Shutterstock, 36 (c) ©Pixtal/AGE Fotostock, 36 (b) ©M88/Shutterstock, 37 (tr) ©rodho/Shutterstock, 37 (br) ©89studio/Shutterstock, 38 (tr) ©Dimedrol68/Shutterstock, 38 (tl) ©Jim Barber/Shutterstock, 38 (cl) ©pio3/Shutterstock, 38 (bl) ©Siede Preis/Photodisc/Getty Images, 38 (br) ©ozaiachin/123RF, 39 (tr) ©Tatweer Co. for Educational Services, 39 (br) ©McGraw-Hill Education, 41 (tl) ©ZouZou/Shutterstock, 41 (tc) ©ZouZou/Shutterstock, 41 (tr) ©gulf eye/Shutterstock, 41 (bl) ©Hi Brow Arabia /Alamy Stock Photo, 41 (bcl) ©Hi Brow Arabia /Alamy Stock Photo, 41 (bcr) ©Image Source/Image Source, 41 (br) ©Hi Brow Arabia /Alamy Stock Photo, 42 (b) ©Tatweer Co. for Educational Services, 43 (cl) ©Ahmad Ihsan/Shutterstock, 44 (t) ©Kdonmuang/Shutterstock, 45 (cr) ©michaeljung/Shutterstock, 45 (br) ©Hi Brow Arabia/Alamy Stock Photo/Alamy Images, 45 (tl) ©Digital Archive Japan/Alamy Images, 49 (tl) ©iriana88w/123RF, 49 (tr) ©JOAT/Shutterstock, 51 (t) ©Kaikoro/Shutterstock, 52 (tl) ©Anna Marynenko/Shutterstock, 52 (tr) ©CREATISTA/Shutterstock, 52 (cl) ©alexandre zveiger/Shutterstock, 52 (c) ©alexandre zveiger/Shutterstock, 52 (cr) ©Viktorus/Shutterstock, 53 (tr) ©lunamarina/Shutterstock, 53 (cl) ©Lana B/Shutterstock, 54 (br) ©Aleks Kend/Shutterstock, 56 (bl) ©Sharkshock/Shutterstock, 56 (tr) ©Thaiview/Shutterstock, 56 (br) ©Oksana Mizina/Shutterstock, 57 (tl) ©Blend Images/Alamy Images, 57 (tr) ©Serghei Starus/Shutterstock, 61 (tc) ©Federico Fermaglia/Shutterstock, 61 (tr) ©HBRH/Shutterstock, 61 (cl) ©Tracy Whiteside/Shutterstock, 61 (c) ©Santiago Castillo Chomel/Shutterstock, 61 (bc) ©Elzbieta Sekowska/Shutterstock, 61 (br) ©Jenny Lilly/Shutterstock, 62 (c) ©Johnnie R Martin/Shutterstock, 63 (t) ©Aleks Kend/Shutterstock, 63 (c) ©Maffi/Shutterstock, 63 (b) ©Glow Images/Glow Images, 66 (br) ©Tatweer Co. for Educational Services, 67 (br) ©Paul Bradbury/AGE Fotostock, 68 (tl) ©Image Source, 68 (tr) ©Sean Pavone/Shutterstock, 68 (cr) ©McGraw-Hill Education, 69 (tl) ©Friemann/Shutterstock, 69 (tr) ©Friemann/Shutterstock, 69 (b) ©Crystal Eye Studio/Shutterstock, 74 (bkgd) ©GLandStudio/Shutterstock, 74 (l) ©Kris Timken/Blend Images, 74 (r) ©Maciej Czekajewski/Shutterstock, 75 (bl) ©GreenStockCreative/Age fotostock, 75 (br) ©artnana/Shutterstock, 76 (tl) ©HansMusa/Shutterstock, 76 (tr) ©Hi Brow Arabia/Alamy Stock Photo, 76 (cr) ©Art and Design KSA/Shutterstock, 76 (cl) ©Andrew V Marcus/Shutterstock, 76 (bcr) ©Zaruba Ondrej/Shutterstock, 76 (bl) ©Victor Jiang/Shutterstock, 76 (br) ©Curioso/Shutterstock, 77 (t) ©Hi Brow Arabia/Alamy Stock Photo, 77 (c) ©Hi Brow Arabia/Alamy Stock Photo, 77 (b) ©Cultura Motion/Shutterstock.

Cover (l) ©HansMusa/Shutterstock, (r) ©Salem Alforaih/Shutterstock.



وزارة التعليم

Ministry of Education

2021 - 1443



SUPER

# GOAL 1

WORKBOOK

**MANUEL DOS SANTOS**



وزارة التعليم

Ministry of Education

2021 - 1443





## SuperGoal 1 Workbook

Published by McGraw-Hill Education, 2 Penn Plaza, New York, NY 10121. Copyright © 2021 by McGraw-Hill Education. All rights reserved. No part of this publication may be reproduced or distributed in any form or by any means, or stored in a database or retrieval system, without the prior written consent of McGraw-Hill Education, including, but not limited to, in any network or other electronic storage or transmission, or broadcast for distance learning.

ISBN: 978-1-4470-9093-9

Contributing Writer: Kevin Sharpe

*Publisher:* Jorge Rodríguez Hernández

*Editorial director:* Anita Raducanu

*Art direction:* Heloisa Yara Tiburtius

*Interior design and production:* Page2, LLC

*Cover design:* Page2, LLC

*Photo coordinator:* Kevin Sharpe

Photo Credits: The Photo Credits section for this book on page 88 is considered an extension of the copyright page.

Exclusive rights by McGraw-Hill Education for manufacture and export. This book cannot be re-exported from the country to which it is sold by McGraw-Hill Education. This Regional Edition is not available outside Europe, the Middle East and Africa.



وزارة التعليم [www.mheducation.com](http://www.mheducation.com)

Ministry of Education

2021 - 1443



# Contents

Unit	<b>1</b>	<b>Good Morning!</b>	<b>89</b>
Unit	<b>2</b>	<b>What Day Is Today?</b>	<b>93</b>
Unit	<b>3</b>	<b>What's That?</b>	<b>97</b>
Unit	<b>4</b>	<b>Around the World</b>	<b>101</b>
		EXPANSION Units 1–4	105
Unit	<b>5</b>	<b>Families, Families</b>	<b>107</b>
Unit	<b>6</b>	<b>Is There a View?</b>	<b>111</b>
Unit	<b>7</b>	<b>Where Do You Live?</b>	<b>115</b>
Unit	<b>8</b>	<b>What Are You Doing?</b>	<b>119</b>
		EXPANSION Units 5–8	123
		Self Reflections	125





## Photo Credits

90 (t) ©Zurijeta/Shutterstock, 91 (t) ©Tatweer Co. for Educational Services, 91 (b) ©Monkey Business Images/Shutterstock, 95 (t) ©Ebtikar/Shutterstock, 96 (b) ©McGraw-Hill Education, 97 (t) ©phive/Shutterstock, 97 1 ©Comstock Images/Alamy, 97 2 ©Alex Varlakov/Supertrooper/123RF, 97 3 ©Ingram Publishing/SuperStock, 97 4 ©Michael Bretherton/Alamy Stock Photo, 97 5 ©Ken Karp/McGraw-Hill Education, 97 6 ©Scanrail/Shutterstock, 97 7 ©Ingram Publishing/SuperStock, 97 8 ©Stockbyte/Getty Images, 97 9 ©Ingram Publishing/SuperStock, 97 10 ©D. Hurst/Alamy, 98 1 ©danielfela/Shutterstock, 98 2 ©Ingram Publishing/SuperStock, 98 3 ©Rodrigo A Torres/Glow Images, 98 4 ©mtr/Shutterstock, 98 5 ©Trimitrius/Shutterstock, 98 6 ©Ingram Publishing/SuperStock, 98 7 ©Stockbyte/Alamy, 99 1 ©El Greco/Shutterstock, 99 2 ©Ingram Publishing/SuperStock, 99 3 ©Gabi Moisa/Shutterstock, 99 4 ©ESB Basic/Shutterstock, 99 5 ©Dmitrioo/Shutterstock, 99 7 ©Gabi Moisa/Shutterstock, 99 8 ©Lars Christensen/Shutterstock, 99 9 ©Gabi Moisa/Shutterstock, 99 10 ©Den Rozhnovsky/Shutterstock, 99 11 ©VaLiza/Shutterstock, 100 1 ©McCarthy's PhotoWorks/Shutterstock, 100 2 ©Sviridov Vitaly/Shutterstock, 100 3 ©Paul Gibbings/Shutterstock, 101 (br) ©James Pinter/Shutterstock, 102 (tl) ©ImageFlow/Shutterstock, 102 (tc) ©Digital Archive Japan/Alamy Stock Photo, 102 (tr) ©Digital Archive Japan/Alamy Images, 103 (t) ©Tatweer Co. for Educational Services, 103 (b) ©Margo Kl/Shutterstock, 104 (t) ©Daniel M Ernst/Shutterstock, 110 (b) ©McGraw-Hill Education, 114 (t) ©Ruth Peterkin/Shutterstock, 114 (cl) ©Ollyy/Shutterstock, 114 (c) ©gbautista87/Shutterstock, 114 (cr) ©Tyler Olson/Shutterstock, 114 (b) ©CAN BALCIOGLU/Shutterstock, 114 (b) ©McGraw-Hill Education, 115 (c) ©Kaewmanee jiangsihui/Shutterstock, 117 (t) ©Chris Howey/Shutterstock, 118 (b) ©McGraw-Hill Education, 119 1 ©Anna OM/Shutterstock, 119 2 ©Tatweer Co. for Educational Services, 119 3 ©Hero/Corbis/Glow Images, 119 4 ©Pressmaster/Shutterstock, 119 5 ©carballo/Shutterstock, 120 1 ©Purestock/SuperStock, 120 2 ©JGI/Jamie Grill/Getty Images, 120 3 ©Purestock/Alamy, 120 4 ©Robert Daly/Caia Image/Glow Images, 120 5 ©Tatweer Co. for Educational Services, 120 6 ©Paul Bradbury/Age Fotostock, 121 1 ©Pressmaster/Shutterstock, 121 2 ©Photoroyalty/Shutterstock, 121 3 ©Steve Prezant/Image Source, 121 4 ©Tatweer Co. for Educational Services, 121 5 ©Image Source, all rights reserved, 121 6 ©Black Kings/Shutterstock, 124 1 ©Artisticco/Shutterstock, 124 2 ©MANDY GODBEHEAR/Shutterstock, 124 3 ©Minerva Studio/Shutterstock, 124 4 ©Antonio Guillem/Shutterstock.



وزارة التعليم

Ministry of Education


2021 - 1443



# 1 Good Morning!

**A** Write the correct expression in each picture.

Good night.	Good morning.	Goodbye.
Good evening.	Nice to meet you.	Hi. How are you?





# 1 Good Morning!

**B** Complete the sentences. Use the correct form of the verb **be**.

💡 Mrs. Rivera is Anita's mom.


1. Omar \_\_\_\_\_ a student.
2. You \_\_\_\_\_ a teacher.
3. This \_\_\_\_\_ Jennifer. But her friends call her Jenny.
4. Mr. Bond \_\_\_\_\_ a good teacher.
5. Asma and Mona \_\_\_\_\_ best friends.
6. We \_\_\_\_\_ students.
7. He \_\_\_\_\_ Ahmed.
8. A: How \_\_\_\_\_ you?  
B: I \_\_\_\_\_ fine, thanks.

**C** Complete the sentences. Use contractions with **be**.

💡 This is my friend, Saeed. He's a student.

1. This is my first day here. \_\_\_\_\_ your new classmate.
2. This is my friend. \_\_\_\_\_ a student.
3. This is Mr. Lee. \_\_\_\_\_ the principal.
4. My name is Paul. \_\_\_\_\_ a student.
5. This is Mr. White and Mr. Cole. \_\_\_\_\_ teachers.
6. Our names are Adel and Fahd. \_\_\_\_\_ best friends.
7. You are my friend. \_\_\_\_\_ my best friend!

8. Saeed and Alex are friends. \_\_\_\_\_ classmates, too.






**D** Complete the sentences. Use possessive adjectives.

⚡ He's a student. His name is Saud.

1. This is my sister. \_\_\_\_\_ name is Amira.
2. This is the teacher. \_\_\_\_\_ name is Mr. Ahmed.
3. I'm a student. \_\_\_\_\_ name is Alan.
4. Daniel is a student. \_\_\_\_\_ friends call him Dan.
5. Hi. My name's Yuko. What's \_\_\_\_\_ name?
6. This is my mother. \_\_\_\_\_ name is Kate.
7. Good morning, class! I'm your English teacher.  
\_\_\_\_\_ name is Ms. Fatimah.
8. A: What's \_\_\_\_\_ name?

B: My name's Yasmin.



**E** Complete the sentences. Use a form of the verb **be** or **my, your, his, her**.

Hello! My name (1) \_\_\_\_\_ Manuel. But (2) \_\_\_\_\_ friends call me Manolo.

I (3) \_\_\_\_\_ a student. This is (4) \_\_\_\_\_ friend Andrew. (5) \_\_\_\_\_ friends call



him Andy. He (6) \_\_\_\_\_ a student, too. Timmy (7) \_\_\_\_\_ my classmate.

(8) \_\_\_\_\_ friends call him Tiny. Tiny means "small." What's (9) \_\_\_\_\_ name?



# 1 Good Morning!

**F** Unscramble the words. Write the letters in the boxes.  
Find the secret word!

1. olshoc

2. detnust

3. lpsel

4. etem

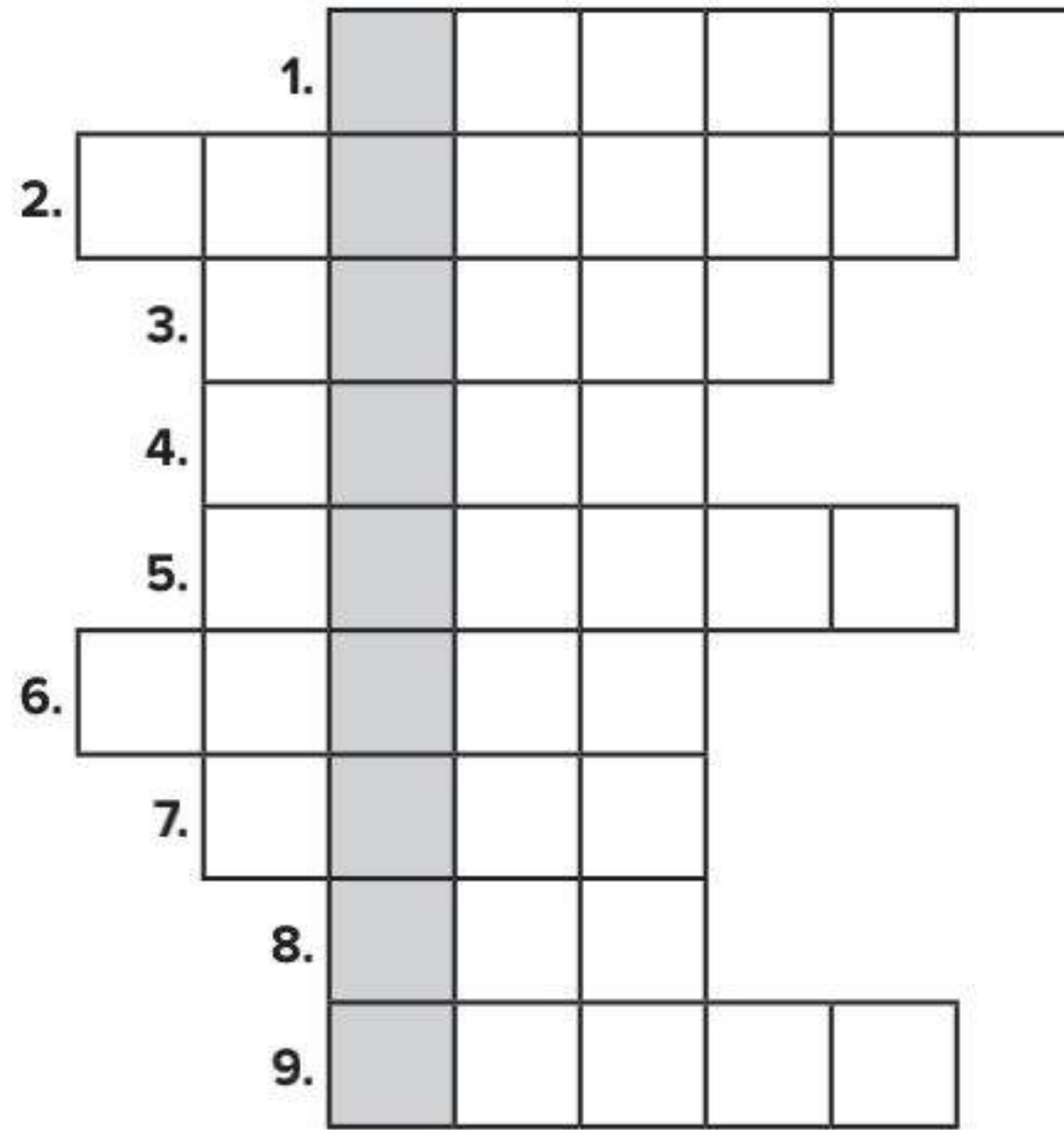
5. drenif

6. gnhit

7. uyor

8. rea

9. eralt



The secret word is: \_\_\_\_\_

## G WRITING

Look at the picture. Write a conversation.

Paul: \_\_\_\_\_ Paul Wilson.

John: \_\_\_\_\_, Paul. \_\_\_\_\_ John.

This is \_\_\_\_\_ friend, Samuel.

But \_\_\_\_\_ friends call him \_\_\_\_\_.

Paul: \_\_\_\_\_, Sam.

Sam: \_\_\_\_\_.

Paul: Mr. Lee and Mr. Grant \_\_\_\_\_

the teachers.

\_\_\_\_\_, Mr. Lee!

Mr. Lee: \_\_\_\_\_, Paul! \_\_\_\_\_?

Paul: \_\_\_\_\_, thanks.





# 2 What Day Is Today?

**A** Write the days of the week in the correct order.

          May          

!   Sunday   \_\_\_\_\_

**B** Write the months in the correct order on the calendar below.

CALENDAR			
<i>J</i> □	<i>F</i> □	<i>M</i> □	<i>A</i> □
<i>M</i> □	<i>J</i> □	<i>J</i> □	<i>A</i> □
<i>S</i> □	<i>O</i> □	<i>N</i> □	<i>D</i> □

**C** Write the numbers in words. Then write the answer.

!  $8 + 16 = ?$       Eight plus sixteen equals twenty-four.

1.  $13 + 33 = ?$       \_\_\_\_\_

2.  $21 + 15 = ?$       \_\_\_\_\_

3.  $43 + 57 = ?$       \_\_\_\_\_

4.  $76 + 4 = ?$       \_\_\_\_\_

5.  $11 + 18 = ?$       \_\_\_\_\_



## 2 What Day Is Today?

**D** Fill in the numbers.

💡 thirty-first, thirty-second, thirty-third

- sixth, \_\_\_\_\_, eighth
- fourteenth, \_\_\_\_\_, sixteenth
- eleventh, \_\_\_\_\_, thirteenth
- fifty-fourth, \_\_\_\_\_, fifty-sixth
- twentieth, thirtieth, \_\_\_\_\_
- \_\_\_\_\_, seventieth, eightieth
- seventeenth, \_\_\_\_\_, nineteenth
- \_\_\_\_\_, sixty-third, sixty-fourth

**E** Write the following dates.

💡 9/27: September twenty-seventh

2/15: \_\_\_\_\_

5/5: \_\_\_\_\_

12/30: \_\_\_\_\_

6/11: \_\_\_\_\_

4/25: \_\_\_\_\_



**F** Match.

- \_\_\_\_\_ How old are Jim and Jack?      a. I'm 19.
- \_\_\_\_\_ When is their graduation?      b. It's Monday.
- \_\_\_\_\_ How old are you?      c. They're Jim and Jack.
- \_\_\_\_\_ What day is today?      d. Their graduation is today!
- \_\_\_\_\_ What are their names?      e. They're 18.
- \_\_\_\_\_ What month is it?      f. It's June.



وزارة التعليم

Ministry of Education

2021 - 1443

94 Unit 2



**G** Circle the correct possessive adjective.

💡 Abdullah, congratulations! When is ( their / your ) graduation?

1. Hello. My name is Sabah. What is ( your / our ) name?
2. They are eighteen years old. ( Your / Their ) graduation ceremony is today.
3. **A:** What are your names?  
**B:** ( Their / Our ) names are Yahya and Adel.
4. The boys are ten years old. ( Your / Their ) final test is October 7.
5. Your clothes are so amazing! And ( our / your ) clothes are great, too.



**H** Circle the correct question words.

💡 ( What / When ) is your name?

1. ( How old / When ) is his brother?
2. ( When / What ) day is today? It's Thursday!
3. It's May 15th. ( What / When ) is the final test?
4. ( What / When ) are their names?
5. ( When / What ) is the date tomorrow? It's April 7th.

**I** Write the correct word. Use *in* or *on*.

💡 \_\_\_\_\_ *on* \_\_\_\_\_ January 1st

- |                    |                       |
|--------------------|-----------------------|
| 1. _____ Saturdays | 5. _____ March        |
| 2. _____ Thursdays | 6. _____ October 30th |
| 3. _____ April     | 7. _____ Mondays      |
| 4. _____ July 23rd | 8. _____ November     |



## 2 What Day Is Today?

**J** Complete the crossword puzzle. Spell out the numbers.

**Across**

<sup>1</sup> t	w	<sup>2</sup> e	l	f	t	h
----------------	---	----------------	---	---	---	---

1. 12th

3. 3rd

4. 19

7. 5th


**Down**

2. 11th

3. 20th

5. 80

6. 90



### **K** WRITING

Write about yourself.

My name is \_\_\_\_\_.

I am \_\_\_\_\_ years old.

My final test is in the \_\_\_\_\_ month

of the year. It's in \_\_\_\_\_.

\_\_\_\_\_ is my best friend.

He/She is \_\_\_\_\_ years old.

His/Her final test is on \_\_\_\_\_.



وزارة التعليم

Ministry of Education

2021 - 1443

96 Unit 2



# 3 What's That?

**A** Write the name of each item.



*laptop computer*

1



\_\_\_\_\_

6



\_\_\_\_\_

2



\_\_\_\_\_

7



\_\_\_\_\_

3



\_\_\_\_\_

8



\_\_\_\_\_

4



\_\_\_\_\_

9



\_\_\_\_\_

5



\_\_\_\_\_

10



\_\_\_\_\_

**B** Write the items from **A** in the correct columns. Use **a** or **an** for each one.

Travel	Electronics	Personal Items
	<i>a laptop computer</i>	



# 3 What's That?

**C** Change to the plural.

What's this?

*What are these?*

It's a sculpture.

*They're sculptures.*

1. What's that?

2. It's a calculator.

3. It's a pencil.

4. It's my key.

5. That's a car.

6. It's her painting.



**D** Write a polite affirmative (+) or negative (-) sentence for each picture.

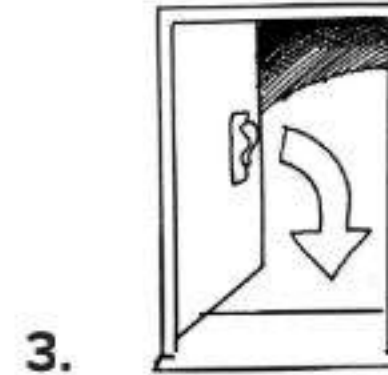
close the door  
stand up

use cell phones  
talk

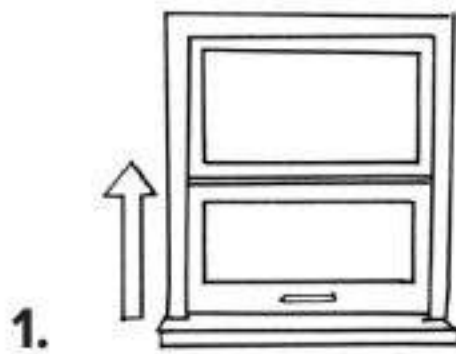
open the window  
take photographs



*Please don't stand up.*



3.



1.



4.



2.



5.








# 3 What's That?

**F** Fill in the blanks with the correct singular or plural words.

Singular	Plural
 that car	<u>those cars</u>
1. this telephone	_____
2. _____	those pencils
3. this watch	_____
4. _____	those dinosaurs
5. this radio	_____

**G** Look at the photos. What do you see? Write the words. Use **a** or **an**.



1. a man  
an airplane  
\_\_\_\_\_

2. \_\_\_\_\_  
\_\_\_\_\_

3. \_\_\_\_\_  
\_\_\_\_\_

## H WRITING

Buy some gifts for your family and friends. Make a list. Use **a** or **an**.

Gift List	
Gift	For...?
 a toy	Maha



# 4 Around the World

**A** Read the clues and complete the word for each country or nationality.

1. A person that is from Jordan. J \_\_\_\_\_
2. Paris is the capital of this country. F \_\_\_\_\_
3. Moscow is in this country. R \_\_\_\_\_
4. A person that is from the United States. A \_\_\_\_\_
5. Ottawa is the capital of this country. C \_\_\_\_\_
6. Beijing is in this country. C \_\_\_\_\_
7. A person from England is \_\_\_\_\_. E \_\_\_\_\_
8. Athens is in this country. G \_\_\_\_\_
9. Caracas is the capital of this country. V \_\_\_\_\_
10. Cairo is in this country. E \_\_\_\_\_

**B** Fill in each blank with the correct word from the box.

Brazilian

Saudi

England

Australia

Egyptian

Omani

1. I'm \_\_\_\_\_. I'm from the Kingdom of Saudi Arabia.
2. Ali isn't Syrian. He's \_\_\_\_\_. He lives in Muscat.
3. Saeed is on business in London. He's in \_\_\_\_\_ right now.
4. Karen is English, but she lives in Sydney, \_\_\_\_\_.
5. I'm from Brazil. My nationality is \_\_\_\_\_.
6. Aisha is from Egypt. She is \_\_\_\_\_.





## 4 Around the World



**C** Complete the conversation. Fill in each blank with the correct form of the verb **be**. Circle the correct preposition.

**Tom** is (in/ on) Brazil. He meets Eduardo and Roberto.

**Tom:** Hi. My name \_\_\_\_\_ Tom. What's your name?

**Eduardo:** I' \_\_\_\_\_ Eduardo. This \_\_\_\_\_ my friend, Roberto.

**Roberto:** Hi, Tom. Where \_\_\_\_\_ you from?

**Tom:** I' \_\_\_\_\_ ( in / from ) the United States. I'm ( on / in ) vacation here in Brazil for the first time. \_\_\_\_\_ you Brazilian?

**Roberto:** No, we' \_\_\_\_\_ ( on / from ) Cuenca, but we live ( in / on ) Rio de Janeiro now.

**Tom:** \_\_\_\_\_ Cuenca in Colombia?

**Eduardo:** No, it \_\_\_\_\_. It' \_\_\_\_\_ ( in / from ) Ecuador.

**D** Answer the questions. Use short answers. For negative answers, write the correct information.

1. Is Eduardo from Brazil? \_\_\_\_\_

2. Is Roberto Eduardo's friend? \_\_\_\_\_

3. Is Tom on business? \_\_\_\_\_

4. Is Tom from Colombia? \_\_\_\_\_

5. Are Roberto and Eduardo Ecuadorian? \_\_\_\_\_

6. Is Cuenca in Ecuador? \_\_\_\_\_

7. Are they in the United States now? \_\_\_\_\_

8. Are Roberto and Eduardo on vacation? \_\_\_\_\_



لا إله إلا الله محمد رسول الله



**E** Tick  the correct answer to each question.

1 Are you Saudi?  
 \_\_\_ Yes, he is.  
 \_\_\_ No, she's not. She's Vietnamese.  
 \_\_\_ Yes, I'm from Saudi Arabia.

2 Is Carol from Paris?  
 \_\_\_ Yes, she is.  
 \_\_\_ No, I'm not.  
 \_\_\_ It's in France.

3 Where are you from?  
 \_\_\_ Yes, I am.  
 \_\_\_ He's from Egypt.  
 \_\_\_ I'm from England.

4 What's your telephone number?  
 \_\_\_ It's 25 Main Street.  
 \_\_\_ It's emily.smith@worldnet.com.  
 \_\_\_ It's 389-555-0029.

5 Are you on vacation?  
 \_\_\_ Yes, we are.  
 \_\_\_ Yes, they are.  
 \_\_\_ I'm from Germany.

6 Is Seattle in California?  
 \_\_\_ No, it isn't. It's in Washington.  
 \_\_\_ Yes, you are.  
 \_\_\_ It's American.

**F** Complete the conversation. Choose from the words in the box.

are      on      bye      they      from      vacation      I'm      where

**Max:** Excuse me. \_\_\_\_\_ these the bags for flight 128?  
**Agusto:** Yes, \_\_\_\_\_ are.  
**Max:** \_\_\_\_\_ are you from?  
**Agusto:** \_\_\_\_\_ from Venezuela. How about you?  
**Max:** I'm \_\_\_\_\_ Canada.  
**Agusto:** Are you here \_\_\_\_\_ business?  
**Max:** No, I'm not. I'm here on \_\_\_\_\_.  
**Agusto:** Here's my bag. Goodbye! Enjoy your visit!






# 4 Around the World

## G READING

Read the description of Carlos. Complete the form.

Hi. My name is Carlos Torres. I'm Chilean, but I live in the U.S. I live in Los Angeles, California. I am eighteen years old. My email address is carlos123@worldnet.com. My phone number is 310-555-9901.



**School Information Form**

Name: \_\_\_\_\_

Nationality: \_\_\_\_\_

Address—city, state (if appropriate), country:  
\_\_\_\_\_

Age: \_\_\_\_\_

Email address: \_\_\_\_\_

Phone number: \_\_\_\_\_

## H WRITING

Complete the form with your information.

**School Information Form**

Name: \_\_\_\_\_

Nationality: \_\_\_\_\_

Address—city, state (if appropriate), country:  
\_\_\_\_\_

Age: \_\_\_\_\_

Email address: \_\_\_\_\_

Phone number: \_\_\_\_\_



وزارة التعليم

Ministry of Education

2021 - 1443

104 Unit 4



# EXPANSION Units 1 – 4

**A** Complete the questions. Use **What, When, Where,** or **How old.**  
Then match each question to its correct answer.

- Where** \_\_\_\_\_ **are you from?**      g
- |                              |       |                                |
|------------------------------|-------|--------------------------------|
| 1. _____ is your graduation? | _____ | a. My school is near my house. |
| 2. _____ day is today?       | _____ | b. He's twenty years old.      |
| 3. _____ are you?            | _____ | c. My house is on Park Avenue. |
| 4. _____ is your house?      | _____ | d. I graduate in June.         |
| 5. _____ month is it?        | _____ | e. It's September.             |
| 6. _____ is your school?     | _____ | f. Today is Monday.            |
| 7. _____ is your brother?    | _____ | g. I'm from the United States. |
|                              |       | h. I'm seventeen.              |

**B** Write the negative.

- Sit down.**      Don't sit down.
- |                           |       |                        |       |
|---------------------------|-------|------------------------|-------|
| 1. Please close the door. | _____ | 3. He is from Oman.    | _____ |
| 2. Today is Sunday.       | _____ | 4. They are sisters.   | _____ |
|                           |       | 5. I am ten years old. | _____ |

**C** Change the statements to questions.


- Today is (Tuesday).**      Is today Tuesday?
- |                              |       |
|------------------------------|-------|
| 1. It's March 17th today.    | _____ |
| 2. Sabah is 17 years old.    | _____ |
| 3. You're from Syria.        | _____ |
| 4. You're Jordanian.         | _____ |
| 5. That's your pencil.       | _____ |
| 6. Those are our posters.    | _____ |
| 7. That's a famous painting. | _____ |





# EXPANSION Units 1 – 4

**D** Complete the crossword puzzle. Use the clues on the right.



## ACROSS

1. greeting
4. he, she, \_\_\_\_\_
6. day of the week
9. Sit \_\_\_\_\_.

## DOWN

1. she/her, he/\_\_\_\_\_
2. month
3. day of the week
5. \_\_\_\_\_ is your name?
7. You \_\_\_\_\_ I are friends.
8. We \_\_\_\_\_ students.
10. How \_\_\_\_\_ are you?
11. opposite of yes

**E** Write the correct form of the verb **be**.

Today **(1)** \_\_\_\_\_ Monday. It **(2)** \_\_\_\_\_ the first day of school. Mr. Clark and his students **(3)** \_\_\_\_\_ in class. There **(4)** \_\_\_\_\_ twenty students and twenty-one desks. One desk **(5)** \_\_\_\_\_ for Mr. Clark.

"How old **(6)** \_\_\_\_\_ you, Brandon?" asks Mr. Clark. Brandon **(7)** \_\_\_\_\_ sixteen years old. The students **(8)** \_\_\_\_\_ all 16 or 17 years old. Mr. Clark **(9)** \_\_\_\_\_ seventeen years old.

He **(10)** \_\_\_\_\_ thirty-five. It **(11)** \_\_\_\_\_ his first day at this school. "I **(12)** \_\_\_\_\_ your 'new teacher,'" says Mr. Clark.

وزارة التعليم


Ministry of Education

2021 - 1443

106 EXPANSION Units 1-4



# 5 Families, Families



**A** Answer **yes** or **no**.

- \_\_\_\_\_ Sahar is Khaled's wife.
- \_\_\_\_\_ Omar is Hanan's son.
- \_\_\_\_\_ Refaa is Omar's sister.
- \_\_\_\_\_ Ali is Noura's grandfather.

**B** Complete the sentences. Who is Khaled?

- He's Majedah's \_\_\_\_\_.
- He's Hanan's \_\_\_\_\_.
- He's Sahar's \_\_\_\_\_.
- He's Amal's \_\_\_\_\_.

**C** Who are you in your family? Look at exercises **A** and **B** for ideas.

I'm Hussain's son/daughter

1. I'm \_\_\_\_\_

2. I'm \_\_\_\_\_

3. I'm \_\_\_\_\_

4. I'm \_\_\_\_\_

5. I'm \_\_\_\_\_



# 5 Families, Families

**D** Complete the sentences. Use *have, has, don't have, or doesn't have*. Use the information on page 42.

**Khaled has two sisters.**

1. Omar and Majedah \_\_\_\_\_ three children.
2. Khaled \_\_\_\_\_ any brothers.
3. Noura \_\_\_\_\_ one sister.
4. Ali and Hanan \_\_\_\_\_ three children.

**E** Write the possessive.

**the son of Ali**

*Ali's son*

1. the aunt of Sahar
2. the father of the children
3. the mother of the girls
4. the bags of the aunts

**F** Answer the questions. Use *any, a lot of, or lots of*.

**Your aunt and uncle don't have any children.**

**Do you have any cousins?**

*No, I don't have any cousins.*

1. Your father has seven brothers.  
Do you have any uncles?
2. Your grandmother and grandfather have five daughters and one son.  
Do you have any aunts?
3. You are an only child.  
Do you have any sisters?
4. You have a big family.  
Do you have any brothers and sisters?

**G** Here are the answers. What are the questions? Use *How many* or *Who*.

**How many brothers does Khaled have ? Khaled doesn't have any brothers.**

1. \_\_\_\_\_ ? Khaled has two sisters.
2. \_\_\_\_\_ ? Khaled's mother is Majedah.
3. \_\_\_\_\_ ? Khaled's aunt is Refaa.
4. \_\_\_\_\_ ? Refaa and Hameed have one child.
5. \_\_\_\_\_ ? Khaled's grandparents are Ali and Hanan.



**H** READING

**Clerk:** What's your name?

**Child:** Olivia.

**Clerk:** What's your last name?

**Child:** Parker.

**Clerk:** What's your father's name?

**Child:** Daddy.

**Clerk:** OK. What's your address?

**Child:** Main Street.

**Clerk:** What's your telephone number?

**Child:** I don't know.

**Mother:** There you are, Olivia! Thank you, Ms. ...?

**Clerk:** Ms. Jones. Please teach Olivia her address and telephone number.

**Mother:** Yes, Ms. Jones. Thank you.



Write **yes** or **no**.

1. \_\_\_\_\_ Olivia is the clerk's daughter.
2. \_\_\_\_\_ Olivia is Mrs. Parker's daughter.
3. \_\_\_\_\_ Olivia knows her address.
4. \_\_\_\_\_ Olivia knows her telephone number.
5. \_\_\_\_\_ Olivia says her father's name.










# 6 Is There a View?



**A** Write the names of the items.

1. \_\_\_\_\_
2. \_\_\_\_\_
3. \_\_\_\_\_
4. \_\_\_\_\_
5. \_\_\_\_\_
6. \_\_\_\_\_
7. \_\_\_\_\_
8. \_\_\_\_\_
9. \_\_\_\_\_
10. \_\_\_\_\_

**B** Complete the sentences. Use *behind*, *in front of*, *under*, *on*, or *in*.

1. The mirror is \_\_\_\_\_ the bathroom.
2. The backpack is \_\_\_\_\_ the closet.
3. The rug is \_\_\_\_\_ the table.
4. The flowers are \_\_\_\_\_ the table.
5. The big chair is \_\_\_\_\_ the TV.
6. The sink is \_\_\_\_\_ the mirror.
7. The bed is \_\_\_\_\_ the bedroom.
8. The lamp is \_\_\_\_\_ the table.
9. The books are \_\_\_\_\_ the bed.
10. The poster is \_\_\_\_\_ the wall.



## 6 Is There a View?

**C** Complete the conversation. John is a celebrity. Use **there is**, **there are**, **is there**, and **are there**.



**Reporter:** Is your house in California big?

**John:** Yes, \_\_\_\_\_ 35 rooms.

**Reporter:** Thirty-five rooms? That's a big house!

**John:** Yes, \_\_\_\_\_ 15 bedrooms, and \_\_\_\_\_  
10 bathrooms. \_\_\_\_\_ two kitchens. \_\_\_\_\_  
a kitchen upstairs, and \_\_\_\_\_ a kitchen downstairs.

**Reporter:** \_\_\_\_\_ a balcony?

**John:** Yes, \_\_\_\_\_ two balconies. \_\_\_\_\_ one  
balcony in front of the house, and \_\_\_\_\_ one balcony behind  
the house. \_\_\_\_\_ a nice view from the front balcony.

**Reporter:** \_\_\_\_\_ famous paintings?

**John:** Yes, I have two paintings by Picasso.

**Reporter:** That's great. \_\_\_\_\_ a garden?

**John:** Yes, \_\_\_\_\_ a large garden with flowers behind the house.


**Reporter:** What's your favorite room?



**John:** It's my bedroom. \_\_\_\_\_ two phones, a laptop computer, and a  
huge high-definition TV in my bedroom. I watch myself on TV!



**D** Write a description of Ahmed's apartment.  
Write affirmative and negative statements.



💡 There is a bed in the bedroom.  
There aren't curtains in the bedroom.  
There is a TV in the bedroom.

**Bedroom**

---



---



---

**Living Room**

---



---



---

**Kitchen**

---



---



---

Add two more items to Ahmed's apartment. Write about the rooms.

---



---





# 6 Is There a View?

## E READING

Welcome to my home! My name is George. I live on a cruise ship. I work on the ship, too. It's a great place. The ship is big and comfortable. We have six modern kitchens and six beautiful dining rooms. There are lots of guest rooms. Look at my bedroom. Yes, you're right. It's very small. I have a small table and a small chair. There is a sofa and a bed in my room, too. It's OK. I love my home! I have a swimming pool and a great view of the ocean!



Answer **yes** or **no**.

1. \_\_\_\_\_ George's bedroom is big.
2. \_\_\_\_\_ There are two old kitchens on the cruise ship.
3. \_\_\_\_\_ There are a lot of dining rooms.
4. \_\_\_\_\_ There is a TV in George's bedroom.
5. \_\_\_\_\_ His home has a swimming pool.



## F WRITING

Write about your dream bedroom.  
Answer the questions.

1. Is there a big bed or a small bed?
2. What other furniture is there?
3. Are there windows?
4. Is there a view?
5. Are there special things in the room?

	<i>My Dream Bedroom</i>
	<i>My dream bedroom is just right for me.</i>



# 7 Where Do You Live?

**A** What are these words? They're places in a neighborhood! Unscramble the words.

1. laml      \_ \_ \_ \_
2. ramapych      \_ \_ \_ \_ \_ \_ \_ \_
3. karp      \_ \_ \_ \_
4. ketpusmare      \_ \_ \_ \_ \_ \_ \_ \_ \_ \_
5. kbna      \_ \_ \_ \_
6. tausernar      \_ \_ \_ \_ \_ \_ \_ \_
7. oortbeks      \_ \_ \_ \_ \_ \_ \_ \_

**B** Make a conversation. Write the sentences in the correct order.

Excuse me. Is there a restaurant near here?


Go to the corner, and turn right.

Thank you.

Yes, there's one across from the post office.

And where is the post office?

You're welcome.



**A:** *Excuse me. Is there a restaurant near here?* \_\_\_\_\_

**B:** \_\_\_\_\_

**A:** \_\_\_\_\_

**B:** \_\_\_\_\_

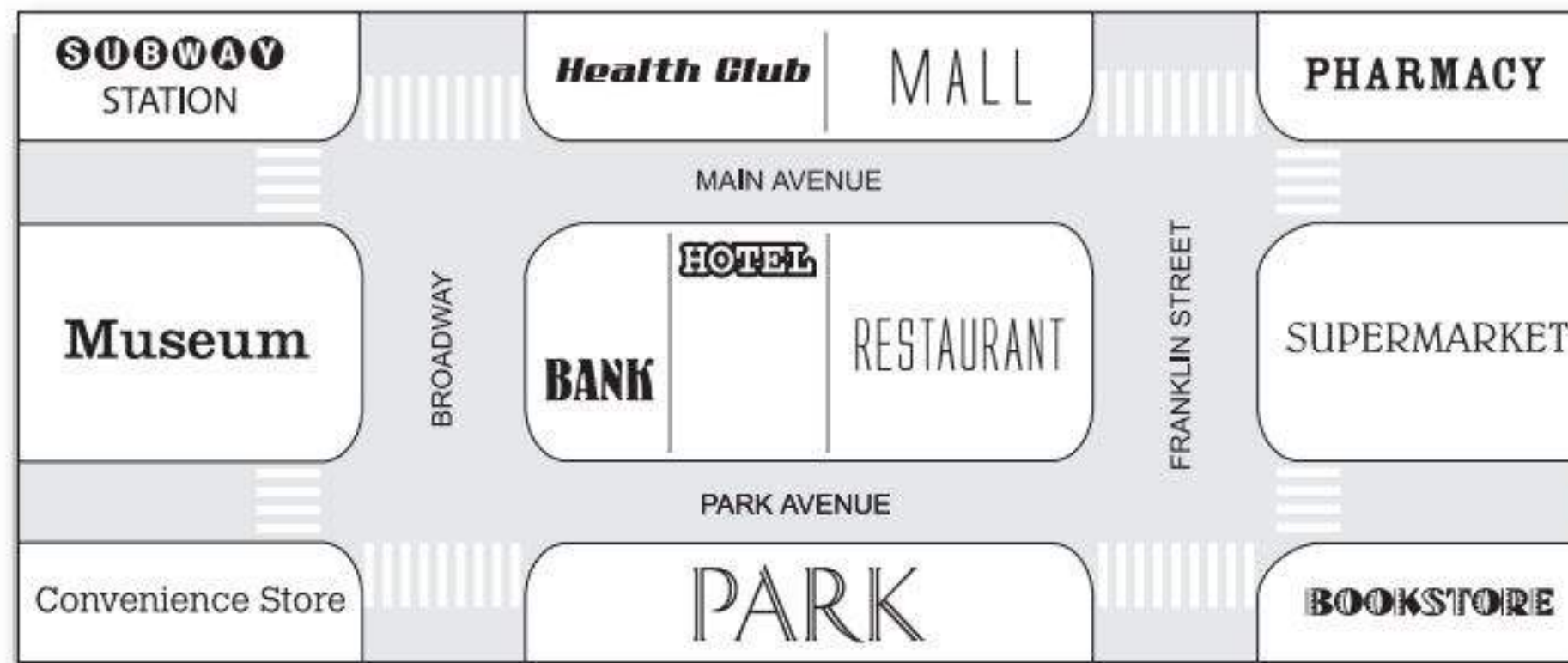
**A:** \_\_\_\_\_



**B:** \_\_\_\_\_



# 7 Where Do You Live?



**C** Look at the map. Complete the sentences. Use **across from**, **between**, or **next to**.

1. The hotel is \_\_\_\_\_ the bank and the restaurant.
2. The mall is \_\_\_\_\_ the restaurant.
3. The health club is \_\_\_\_\_ the mall.

**D** Look at the map. Answer the questions. Make two sentences for each. Use **on**, **near**, or **far from**.

1. Where's the subway station? \_\_\_\_\_  
\_\_\_\_\_
2. Where's the park? \_\_\_\_\_  
\_\_\_\_\_
3. Where's the supermarket? \_\_\_\_\_  
\_\_\_\_\_

**E** Look at the map. Complete the conversation. Help the tourist. The tourist is at the bookstore.

**Tourist:** Excuse me. Where is the museum?

**You:** \_\_\_\_\_ straight on Park Avenue to the next corner.  
\_\_\_\_\_ right at the bank.

The museum is \_\_\_\_\_ the bank.

It's \_\_\_\_\_ the convenience store and the subway station.

**Tourist:** Thank you.



**F** Complete the sentences. Use *in* or *on*.

- Where do you live? I live \_\_\_\_\_ Jeddah.
- Amina lives \_\_\_\_\_ Park Avenue.
- My cousins live \_\_\_\_\_ Damascus.
- Our apartment building is big.  
We live \_\_\_\_\_ the twelfth floor.
- Ali lives \_\_\_\_\_ Main Street.

## **G** READING

### Beautiful Penang

Penang Island, Malaysia, is a small island in Southeast Asia. About a million people live on this lovely island, and thousands of tourists visit every year. There's a lot to see and do in Penang. There are miles of sunny beaches with smooth white sand. Tourists stay in small, friendly hotels on the beach or in big hotels in the town. There are old buildings and many beautiful parks. There are also many places to shop. And Penang even has its own shopping mall on Penang Road. It's called KOMTAR, and it has over 200 stores.



A beach at Penang

Answer **yes** or **no**. For **no** answers, write a correct sentence.

**!** No Penang is in South America.

Penang is in Malaysia in Southeast Asia.

1. \_\_\_\_\_ Many tourists visit Penang every year.

2. \_\_\_\_\_ There aren't many stores in Penang.

3. \_\_\_\_\_ There are no big hotels in Penang.

4. \_\_\_\_\_ KOMTAR is the name of a hotel.

**!** 5. \_\_\_\_\_ There are no parks in Penang.



# 7 Where Do You Live?

**H** Is there a mall near your house? Are there good streets for shopping near you? Draw a map. Write the names of the stores on the map.

## I WRITING

Write about your city.

1. Is the city old or modern?
2. Is the city big or small?
3. Is it popular with tourists?
4. Are there many tourist attractions?
5. What are the attractions?
6. Are there famous restaurants?
7. Are there many stores?
8. What is the name of the most popular shopping street or mall?
9. Are there good restaurants in your city?

*My City*

10. Is there an airport near the city?



# 8 What Are You Doing?

**A** Look at the photos. Complete the sentences. Use the present progressive of the verbs in the box.

surf      not ride      listen      eat      study



1. Omar \_\_\_\_\_ the Internet on his computer. His brothers \_\_\_\_\_ for a test.

2. Tom \_\_\_\_\_ to Carl's cell phone.



3. Jack and his friends \_\_\_\_\_ pizza at his house.



4. Mark \_\_\_\_\_ his bike right now.




# 8 What Are You Doing?


**B** Complete the questions and answers. Use contractions and pronouns in the answers.



What *is* \_\_\_\_\_ Kenny doing?  
*He's eating* \_\_\_\_\_ a sandwich.



1. What \_\_\_\_\_ Jamal doing?  
\_\_\_\_\_ a book.




2. What \_\_\_\_\_ they doing?  
\_\_\_\_\_ the Internet.



3. What \_\_\_\_\_ Jim doing?  
\_\_\_\_\_ sports on TV.



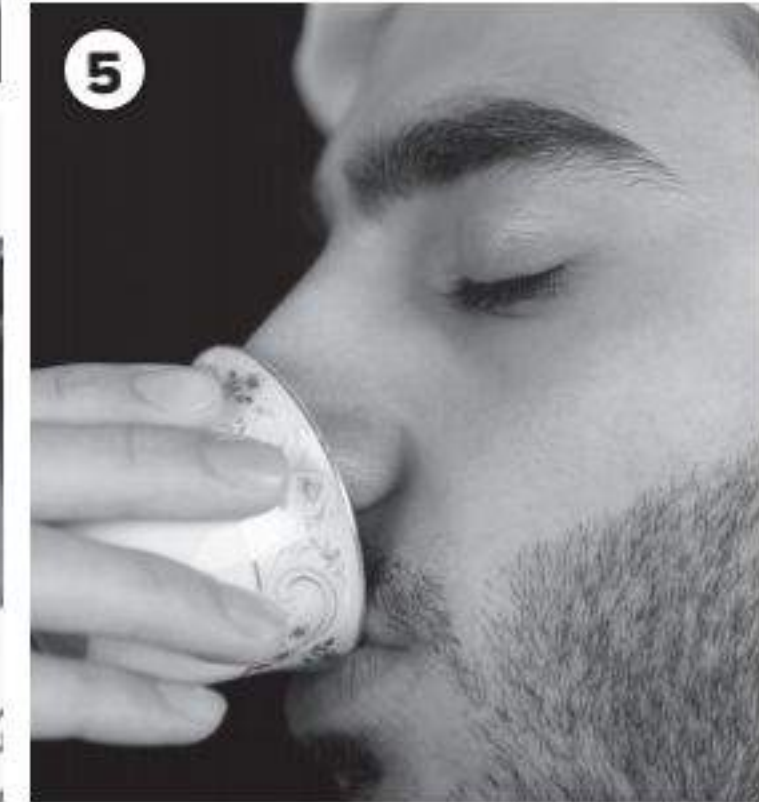

4. What \_\_\_\_\_ Ahmed doing?  
\_\_\_\_\_ on his cell phone.



5. What \_\_\_\_\_ the boys doing?  
\_\_\_\_\_ video games.



**C** Look at the pictures. Answer the questions. Use short answers.



**!** Are they eating dinner?

*Yes, they are.*

1. Is he talking to his friend?
2. Is he listening to his cell phone?
3. Are they hanging out at the mall?
4. Are they waiting for a bus?
5. Is he drinking coffee?

---



---



---



---



---

**D** Here are the answers. Write the questions.

**!** *What is Majid doing* \_\_\_\_\_?

**Majid is playing a video game.**

1. \_\_\_\_\_?

Asma is talking to a friend on the phone.

2. \_\_\_\_\_?

Omar and Qassim are watching TV.

3. \_\_\_\_\_?

We are surfing the Internet.

4. \_\_\_\_\_?


I am studying for a math test.



# 8 What Are You Doing?

**E** Read the sentences. Draw the picture.

You are walking in the park. You see five people. A boy is reading a magazine. A boy is riding a bicycle. A man is talking on his cell phone. Faisal and Ali are walking.



## **F** WRITING

Imagine you are at the library with four friends. What is each friend doing? Write an email.



SEND NOW



SEND LATER



ADD ATTACHMENTS



SIGNATURE



CONTACTS

to: \_\_\_\_\_ subject: \_\_\_\_\_

message: \_\_\_\_\_

\_\_\_\_\_

\_\_\_\_\_

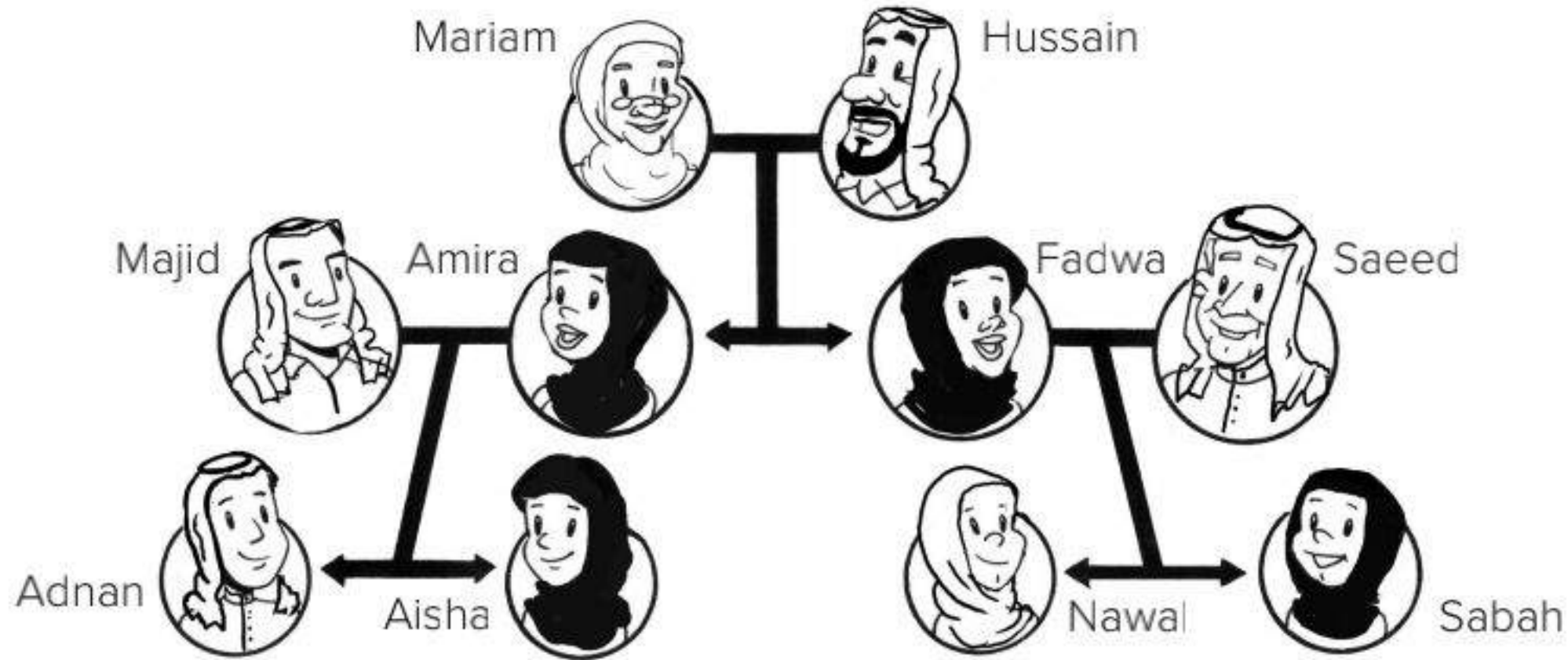
\_\_\_\_\_

\_\_\_\_\_



# EXPANSION Units 5 – 8

**A** Read. Then answer the questions about the family.



Adnan and Aisha are brother and sister. Their father, Majid, has two brothers. He has no sisters. Their mother, Amira, has no brothers. But she has a sister, Fadwa. Fadwa's husband's name is Saeed. Fadwa and Saeed have two children, Nawal and Sabah. The two families live in a big house with Amira and Fadwa's parents, Mariam and Hussain.

**?** How many children do Majid and Amira have?

*They have two children.*

1. What are their children's names?  
\_\_\_\_\_
2. How many aunts do Adnan and Aisha have?  
\_\_\_\_\_
3. Does Majid have a brother?  
\_\_\_\_\_
4. Nawal and Sabah have an uncle. What's his name?  
\_\_\_\_\_
5. Who are Adnan and Aisha's grandparents?  
\_\_\_\_\_

**B** Complete the sentences. Use **there is**, **there are**, **is there**, or **are there**.

**?** *There* \_\_\_\_\_ *are* \_\_\_\_\_ two beds in my cousins' bedroom.

1. \_\_\_\_\_ a modern kitchen in the house?
2. \_\_\_\_\_ a big garden behind the house.
3. \_\_\_\_\_ a mirror in the bathroom.
4. \_\_\_\_\_ books on the table?



# EXPANSION Units 5 – 8

**C** What are they doing? Complete the sentences.

①



②



③



④



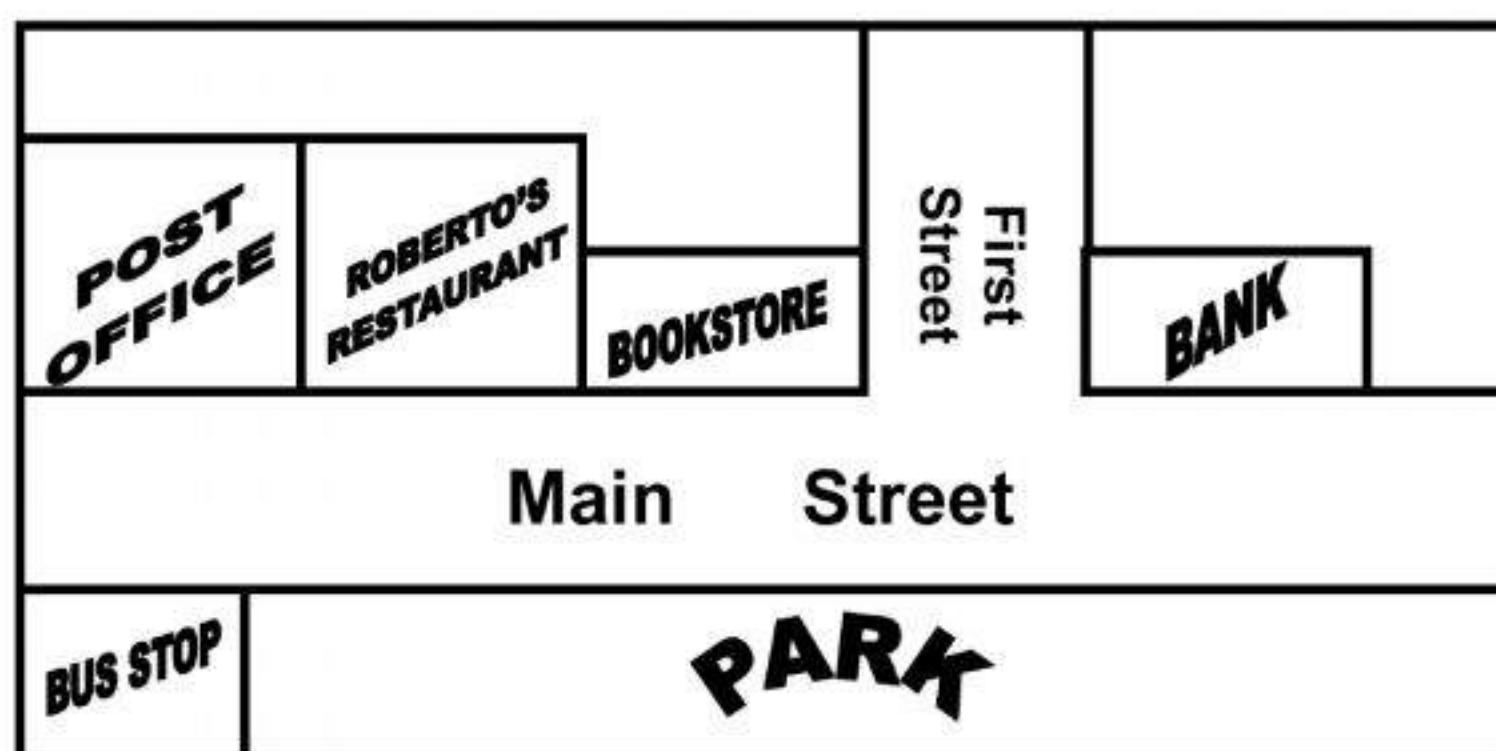
1. \_\_\_\_\_ in a restaurant.

3. \_\_\_\_\_ on his cell phone.

2. \_\_\_\_\_ the Internet.

4. \_\_\_\_\_ in his notebook.

**D** Look at the map. Complete the sentences below. Use *next to*, *on*, *across from*, *between*, and *on the corner of*.



1. The park is \_\_\_\_\_ Main Street

2. The post office is \_\_\_\_\_ the restaurant.

3. The bus stop is \_\_\_\_\_ the post office.

4. Roberto's Restaurant is \_\_\_\_\_ the post office and the bookstore.

5. The bank is \_\_\_\_\_ First Street and Main Street.

**E** Help your friend. Complete the directions.



Your friend is at the bookstore. Where's the post office?

Turn right \_\_\_\_\_ on Main Street. The post office is *next to* \_\_\_\_\_ the restaurant.

1. Your friend is at the post office. Where's the bookstore?

\_\_\_\_\_ on Main Street. The bookstore is \_\_\_\_\_ the restaurant.

2. Your friend is at the bookstore. Where's the bus stop?

\_\_\_\_\_ on Main Street. The bus stop is \_\_\_\_\_ the post office.



3. Your friend is at the bank. Where's Roberto's Restaurant?

\_\_\_\_\_ on Main Street. Roberto's Restaurant is \_\_\_\_\_ the bookstore

and the post office.



# Unit 1 Self Reflection

Things that I liked about Unit 1:	Things that I didn't like very much:
_____	_____
_____	_____
_____	_____

Things that I found easy in Unit 1:	Things that I found difficult in Unit 1:
_____	_____
_____	_____
_____	_____

Unit 1 Checklist	I can do this very well.	I can do this quite well.	I need to study/ practice more.
greet people			
say goodbye			
introduce myself and others			
use the verb <i>be</i>			
use the possessive <i>adjectives my, your, his, her</i>			
talk about school supplies			

My five favorite new words from Unit 1:	If you're still not sure about something from Unit 1:
_____	<ul style="list-style-type: none"> <li>• read through the unit again</li> <li>• listen to the audio material</li> <li>• study the grammar and functions from the unit again</li> <li>• ask your teacher for help</li> </ul>
_____	
_____	





## Unit 2 Self Reflection

Things that I liked about Unit 2:	Things that I didn't like very much:
_____	_____
_____	_____
_____	_____

Things that I found easy in Unit 2:	Things that I found difficult in Unit 2:
_____	_____
_____	_____
_____	_____

Unit 2 Checklist	I can do this very well.	I can do this quite well.	I need to study/ practice more.
use the days of the week and the months of the year in context			
use the numbers 1 to 1,000 in context			
use ordinal numbers			
talk about my age			
use the possessive adjectives <i>our, your, their</i>			
use the question words <i>what, when, and how old</i>			
use the prepositions <i>in</i> and <i>on</i> with dates			
follow and give classroom instructions			

My five favorite new words from Unit 2:	If you're still not sure about something from Unit 2:
_____	<ul style="list-style-type: none"> <li>• read through the unit again</li> <li>• listen to the audio material</li> <li>• study the grammar and functions from the unit again</li> <li>• ask your teacher for help</li> </ul>
_____	
_____	





## Unit 3 Self Reflection

Things that I liked about Unit 3:	Things that I didn't like very much:
_____	_____
_____	_____
_____	_____

Things that I found easy in Unit 3:	Things that I found difficult in Unit 3:
_____	_____
_____	_____
_____	_____

Unit 3 Checklist	I can do this very well.	I can do this quite well.	I need to study/practice more.
give commands and instructions			
ask for identification of things			
use the demonstrative pronouns <i>this/that</i> and <i>these/those</i>			
use imperatives			
use the indefinite articles <i>a/an</i>			
use the definite article <i>the</i>			

My five favorite new words from Unit 3:	If you're still not sure about something from Unit 3:
_____	<ul style="list-style-type: none"> <li>• read through the unit again</li> <li>• listen to the audio material</li> <li>• study the grammar and functions from the unit again</li> <li>• ask your teacher for help</li> </ul>
_____	
_____	





# Unit 4 Self Reflection

Things that I liked about Unit 4:	Things that I didn't like very much:
_____	_____
_____	_____
_____	_____

Things that I found easy in Unit 4:	Things that I found difficult in Unit 4:
_____	_____
_____	_____
_____	_____

Unit 4 Checklist	I can do this very well.	I can do this quite well.	I need to study/practice more.
talk about countries and nationalities			
ask for information with <i>yes/no</i> questions			
give basic personal information			
use the verb <i>be</i> in the negative and in questions and short answers			
use the question word <i>when</i>			
use the prepositions <i>from, in, and on</i>			
use <i>can/will</i> for requests and offers			

My five favorite new words from Unit 4:	If you're still not sure about something from Unit 4:
_____	<ul style="list-style-type: none"> <li>• read through the unit again</li> <li>• listen to the audio material</li> <li>• study the grammar and functions from the unit again</li> <li>• ask your teacher for help</li> </ul>
_____	
_____	





# Unit 5 Self Reflection

Things that I liked about Unit 5:	Things that I didn't like very much:
_____	_____
_____	_____
_____	_____

Things that I found easy in Unit 5:	Things that I found difficult in Unit 5:
_____	_____
_____	_____
_____	_____

Unit 5 Checklist	I can do this very well.	I can do this quite well.	I need to study/ practice more.
identify family members			
describe families			
use the verb <i>have</i> in the affirmative and negative and in questions and short answers			
use the quantity expressions <i>any</i> and <i>a lot of/lots of</i>			
talk about possession with <i>'s</i>			
use the question words <i>how many</i> and <i>who</i>			
use regular and irregular plural nouns			

My five favorite new words from Unit 5:	If you're still not sure about something from Unit 5:
_____	<ul style="list-style-type: none"> <li>• read through the unit again</li> <li>• listen to the audio material</li> <li>• study the grammar and functions from the unit again</li> <li>• ask your teacher for help</li> </ul>
_____	
_____	





## Unit 6 Self Reflection

Things that I liked about Unit 6:	Things that I didn't like very much:
_____	_____
_____	_____
_____	_____

Things that I found easy in Unit 6:	Things that I found difficult in Unit 6:
_____	_____
_____	_____
_____	_____

Unit 6 Checklist	I can do this very well.	I can do this quite well.	I need to study/ practice more.
talk about rooms in a house and objects in the rooms			
describe the location of objects			
describe houses			
use <i>there is/there are</i> in the affirmative and negative and in questions and short answers			
use the prepositions <i>in, in front of, behind, on, and under</i>			
use the conjunctions <i>and, but, and or</i>			

My five favorite new words from Unit 6:	If you're still not sure about something from Unit 6:
_____	<ul style="list-style-type: none"> <li>• read through the unit again</li> <li>• listen to the audio material</li> <li>• study the grammar and functions from the unit again</li> <li>• ask your teacher for help</li> </ul>
_____	
_____	



# Unit 7 Self Reflection

Things that I liked about Unit 7:	Things that I didn't like very much:
_____	_____
_____	_____
_____	_____

Things that I found easy in Unit 7:	Things that I found difficult in Unit 7:
_____	_____
_____	_____
_____	_____

Unit 7 Checklist	I can do this very well.	I can do this quite well.	I need to study/ practice more.
name places in a city			
describe location			
describe houses			
ask for and give directions			
use the verb <i>live</i> + preposition			
use the prepositions of place <i>across from, between, next to, on, near, and far from</i>			
use imperatives for directions			
use comparative and superlative adjectives			

My five favorite new words from Unit 7:	If you're still not sure about something from Unit 7:
_____	<ul style="list-style-type: none"> <li>• read through the unit again</li> <li>• listen to the audio material</li> <li>• study the grammar and functions from the unit again</li> <li>• ask your teacher for help</li> </ul>
_____	
_____	





## Unit 8 Self Reflection

Things that I liked about Unit 8:	Things that I didn't like very much:
_____	_____
_____	_____
_____	_____

Things that I found easy in Unit 8:	Things that I found difficult in Unit 8:
_____	_____
_____	_____
_____	_____

Unit 8 Checklist	I can do this very well.	I can do this quite well.	I need to study/ practice more.
talk about what people are doing			
use the present progressive tense in the affirmative and negative and in questions and short answers			
ask questions with <i>what</i> + present progressive			
use <i>would like</i> and <i>would like to</i>			

My five favorite new words from Unit 8:	If you're still not sure about something from Unit 8:
_____	<ul style="list-style-type: none"> <li>• read through the unit again</li> <li>• listen to the audio material</li> <li>• study the grammar and functions from the unit again</li> <li>• ask your teacher for help</li> </ul>
_____	
_____	





# SUPERGOAL 1 Audio Track List

## CD1

Track	Unit	Student Book Section
2	Unit 1	1 Listen and Discuss
3	Unit 1	2 Pair Work
4	Unit 1	4 Pronunciation
5	Unit 1	5 Listening
6	Unit 1	7 Conversation
7	Unit 1	8 Reading
8	Unit 2	1 Listen and Discuss
9	Unit 2	2 Pair Work
10	Unit 2	4 Listening
11	Unit 2	5 Pronunciation
12	Unit 2	7 Conversation
13	Unit 2	8 Reading
14	Unit 3	1 Listen and Discuss
15	Unit 3	2 Pair Work
16	Unit 3	5 Listening
17	Unit 3	6 Pronunciation
18	Unit 3	7 Conversation
19	Unit 3	8 Reading
20	Unit 4	1 Listen and Discuss
21	Unit 4	2 Pair Work
22	Unit 4	4 Pronunciation
23	Unit 4	5 Listening
24	Unit 4	6 Conversation
25	Unit 4	8 Reading
26	EXPANSION	2 Reading
27	Units 1–4	4 Chant Along
28	Unit 5	1 Listen and Discuss
29	Unit 5	2 Pair Work
30	Unit 5	4 Listening
31	Unit 5	5 Pronunciation
32	Unit 5	6 Conversation
33	Unit 5	8 Reading
34	Unit 6	1 Listen and Discuss
35	Unit 6	2 Pair Work
36	Unit 6	4 Listening
37	Unit 6	5 Pronunciation
38	Unit 6	6 Conversation
39	Unit 6	8 Reading
40	Unit 7	1 Listen and Discuss
41	Unit 7	2 Pair Work
42	Unit 7	4 Listening
43	Unit 7	5 Pronunciation
44	Unit 7	6 Conversation
45	Unit 7	8 Reading
46	Unit 8	1 Listen and Discuss
47	Unit 8	2 Pair Work
48	Unit 8	4 Listening
49	Unit 8	5 Pronunciation
50	Unit 8	6 Conversation
51	Unit 8	8 Reading
52	EXPANSION	2 Reading
53	Units 5–8	5 Chant Along







وزارة التعليم  
Ministry of Education  
2021 - 1443





وزارة التعليم  
Ministry of Education  
2021 - 1443





وزارة التعليم  
Ministry of Education  
2021 - 1443