

تم تحميل وتوفير المادة من
موقع كتبي المدرسية اونلاين



www.ktbby.com

موقع كتبي يعرض لكم الكتب الدراسية الطبعة الجديدة وحلولها ، توزيع مناهج ، تحضير ،
أوراق عمل ، عروض بوربوينت ، نماذج إختبارات بشكل مباشر PDF

جميع الحقوق محفوظة للقائمين على العمل



Kingdom Of Saudi Arabia

Ministry Of Education

Educating Management Of Area.....

School Name.....

Class \ 5th Primary

Studding Term\ Second

Weekly Class Schedule

Shares Days	First	Second	Third	Fourth	Fifth	Sixth	Seventh
SUN.							
MON.							
TUE.							
WED.							
THR.							

Preparation Of Get Ready (4)

Subject Teacher

.....

The Principle

.....

General Objective of Teaching English in Primary Stage

- 1. Learn the basics of the English language that would form the foundation for its mastery in the future.**
- 2. Use the basic structures of English sentences.**
- 3. Learn the core vocabulary assigned for this stage.**
- 4. Listen and understand simple English language.**
- 5. Express themselves orally using simple English language.**
- 6. Read and understand simple written English language materials.**
- 7. Write simple guided sentences in English language.**
- 8. Appreciate the importance of English language as an international language of communication, for introducing Islam, the Islamic nation's culture and the cultural achievements of Muslims to other nations.**
- 9. Appreciate the importance of English language as an international language of communication to benefit from the achievements of other cultures in accordance with Islam**

مسرد تحضير مادة اللغة الإنجليزية

اليوم	التاريخ	الصف	الحصة	عنوان الدرس	التوقيع
الأحد	14 / / هـ				
الاثنين	14 / / هـ				
الثلاثاء	14 / / هـ				
الأربعاء	14 / / هـ				
الخميس	14 / / هـ				

Teacher:

.....

Supervisor:

.....

The principal

.....

Material :

Class :

Studying Year :

Unit	1	Time		Day	SUN.	MON.	TUE.	WED.	THUR.
Lesson	1	Date							
Warm Up	What is the time now ?		Class - Share	-	-	-	-	-	-

OBJECTIVES

Linking letters and sounds.

Reading a short text about time .

Asking about the time.**supervisor:**
.....

Teaching Aids

- Blackboard
- The textbook
- Presentations
- CD
- Audio

Learning Strategy

Discussion

Brainstorm

Vocabulary

Please – late – early-sorry –thank you

Presentation:

Ask the students to read the new words. Put the students into pairs and ask them to read text. Student A asks " what`s the time ? " Student B answers . T pays attention to the answers and corrects mistakes. Students repeat the new words in chorus. T plays the audio several times so that students can read the text well .They ask and answer orally

EVALUATION

What is the time now ?

Homework: Do exercises on page

مدير المدرسة :

المشرف التربوي :

معلم المادة :

Material :

Class :

Studying Year :

Unit	1 Time	Day	SUN.	MON.	TUE.	WED.	THUR
Lesson	1	Date					
Warm Up	What does "late" mean?	Class - Share	-	-	-	-	-

OBJECTIVES

Completing
clocks.

Asking and
giving times.

Teaching Aids

Blackboard
The
textbook
Presentat
ions
on

Learning Strategy

Discussio
n

Brainstorm
role play

Vocabulary:

clock – mother

Presentation:

3 Make sure that the students know the meaning of the previous words .Ask the students to tell you what time it is for every clock . **3b** Ask the students read the conversation in pairs .Play the recording while students complete the information Check answers.

EVALUATION

Complete :

1-What`s
the
.....please?

2-Thank.....

مدير المدرسة :

المشرف التربوي :

معلم المادة :

Class :

Studying Year :

Unit	1	Time	Day	SUN.	MON.	TUE.	WED.	THUR.
Lesson	2		Date					
Warm Up	Complete : 12 a.m.		Class - Share	-	-	-	-	-

OBJECTIVES

Recognizing basic rules of punctuation.

Recognizing simple intonation pattern

MATERIALS

Blackboard
The textbook
Presentations
CD

Learning Strategy

Discussion

Brainstorm
role play
drawing

Vocabulary:

Revise all the previously studied words.

Presentation:

1 Have the students read the words and try to match. They do it in pairs. I give immediate feedback. 2 Tell the students that they are going to listen and match. Invite the students to come and write their answers. 3 Put the students into small groups and give them some time to read and say in groups. 4 Ask ss to complete the spaces with the suitable words. They write their answers. 5 They listen and draw the write clock.

EVALUATION


I ask some more questions to evaluate their understanding

Homework: Do exercises on page

مدير المدرسة :

المشرف التربوي :

معلم المادة :



Unit	2 A meal	Day	SUN.	MON.	TUE.	WED.	THUR.
Lesson	1	Date					
Warm Up	Do you like salad ?	Class - Share	-	-	-	-	-

OBJECTIVES

MATERIALS

EVALUATION

Following a simple text while listening to audio.

- Blackboard
- The textbook
- Presentations
- CD
- Audio

Learning Strategy

Pass- salad – pasta – sweet –hot- be careful
Presentation:
 1 Read the new words and ss repeat in chorus . Using flash cards helps them to guess the meanings .invite them to write them on the board. 2 Tell students that they are going to listen and write the correct number beside every picture Ask the students to look at the pictures and do it individually. Play the audio several times before asking them to answer .


Find the words:

Anbana

Aalsd

Pous

Reci



Material :

Class :

Unit	2 A meal	Day	SUN.	MON.	TUE.	WED.	THUR
Lesson	1	Date					
Warm Up	Do you have any banana?	Class - Share	-	-	-	-	-

OBJECTIVES

Understanding the main idea in short monologues.

Asking and answering questions.

MATERIALS

Blackboard
The textbook
Presentations
CD
Audio

Learning Strategy

Discussion

Listening

Vocabulary:

Revise all the previously studied words

Presentation:

3 After the warm up , the teacher tells students that they are going to listen to the audio to match sentences to pictures. Play the audio twice before asking them to match. Invite them to write the sentences on the board. 4 They listen several times and tick or cross the pictures. Immediate feedback is a must.

EVALUATION

Find the words:

Mtatoa

Hkecinc

Raebd

Lkim

Homework: Do exercises on page

مدير المدرسة :

المشرف التربوي :

معلم المادة :

Class :

Studying Year :

Unit	2 A meal	Day	SUN.	MON.	TUE.	WED.	THUR.
Lesson	2	Date					
Warm Up	Do you have pasta ?	Class - Share	-	-	-	-	-

OBJECTIVES

Understanding short sentences.

Understanding the main idea in dialogues.

MATERIALS

Blackboard
The textbook
Presentations
CD
Audio

Learning Strategy

Discussion

Brainstorm

READING

Vocabulary:

Bread – pass me -some

Presentation:

Ask the students to read the words between brackets. Encourage them to guess the meanings . Put the students into pairs or small groups to discuss the questions .Invite them to write answers on the board. 2 Tell ss that they are going to listen and find .Play the audio twice before asking them to answer the exercise. They do it individually, and write the words on the board. Feedback should be immediate and it`s a must.

EVALUATION

Answer :

Do you have a banana ?

Do you have any rice ?

Homework: Do exercises on page

مدير المدرسة :

المشرف التربوي :

معلم المادة :

Class :

Studying Year :

Unit	2 A meal	Day	SUN.	MON.	TUE.	WED.	THUR
Lesson	2	Date					
Warm Up	What is the meaning of " pass me " ?	Class - Share	-	-	-	-	-

OBJECTIVES

Understanding short sentences.

Understanding the main idea in dialogues.

Using "Some" and "any"

MATERIALS

Pictures

The textbook
Presentations
CD

Learning

Brainstorm

Role play

Presentation:

Ask the students to read the new words. Put the students into pairs and ask them to read text. T pays attention to the pronunciation and corrects mistakes. Students repeat the new words in chorus. T plays the audio several times so that students can read the text well. In chorus, they chant the song. T discusses the use of some and any. T gives more examples and exercises

EVALUATION

Answer the following with some or any:

1-Do you have soup?

2- Please pass me salad

Homework: Do exercises on page

مدير المدرسة :

المشرف التربوي :

معلم المادة :

Material :

Class :

Studying Year :

Unit	Revision 1	Day	SUN.	MON.	TUE.	WED.	THUR.
Lesson	1	Date					
Warm Up	What's the time ?	Class - Share	-	-	-	-	-

OBJECTIVES

Writing numbers
20 to 30

Reviewing
understanding
and writing
numbers.

Understanding
short exchanges

Writing requests
and responding
to them

Reviewing the
sounds

Teaching Aids

Blackboard
The textbook
Presentations
CD
Audio

Learning Strategy

Discussion

Brainstorm

Role play

Vocabulary :

T revises all the previously studied words

Presentation :

- 1 Have the students read numbers and order. They do it in pairs. Give immediate feedback.
- 2 Have the students listen to the audio and write the numbers. They do it in pairs. Give immediate feedback.
- 3 Have the students read the sentences and try to match. They do it in pairs. I give immediate feedback.
- 4 Have the students read the sentences and try to write similar ones . They do it in pairs. I give immediate feedback.
- 5 Have the students read the words and try to match with the sounds. They do it in pairs. I give immediate feedback.

EVALUATION

What the
meaning of a
hospital, a
mosque ?

Homework: Do exercises on page

مدير المدرسة :

المشرف التربوي :

معلم المادة :

Material :

Class :

Studying Year :

Unit	3 My hometown	Day	SUN.	MON.	TUE.	WED.	THUR
Lesson	1	Date					
Warm Up	What is a mosque ?	Class - Share	-	-	-	-	-

OBJECTIVES

Linking letter
sounds sp - ph -sh

Identify places.

Understanding the
main idea in a
dialogue

Teaching Aids

Blackboard
The textbook
Presentations
CD
Audio

Learning Strategy

Discussion

Brainstorm

Role play

Vocabulary :

Mosque -park - hospital -hometown- right -
opposite

Presentation :

Ask the students to read
the new words. Put the
students into pairs and ask
them to read text . T pays
attention to the
pronunciation and corrects
mistakes. Students repeat
the new words in chorus. T
plays the audio several
times so that students can
read the text well .2 they
listen carefully and number
the right pictures

EVALUATION

What the
meaning of a
hospital, a
mosque ?

Homework: Do exercises on page

مدير المدرسة :

المشرف التربوي :

معلم المادة :

Material :

Class :

Studying Year :

Unit	3 My hometown	Day	SUN.	MON.	TUE.	WED.	THUR.
Lesson	1	Date					
Warm Up	What's your hometown?	Class - Share	-	-	-	-	-

OBJECTIVES

Studying cardinal numbers.

Using where to ask questions.

Teaching Aids

Blackboard
The textbook
Presentations

Learning Strategy

Discussion
Brainstorm
role play

Vocabulary :

Opposite – supermarket –where –street- between

Presentation :

After the warm up , t teaches ss the cardinal numbers and gives examples and asks where is the market ? ,eliciting the answer" It`s on the 4th street ". and so on .T asks them to ask and answer questions in pairs and corrects mistakes. T invites them to write sentences on the board beginning with " where ". T plays the audio to help ss be familiar with English speech.

EVALUATION

Look at the picture:

Where is the mosque?

Where`s the café?

مدير المدرسة :

المشرف التربوى :

معلم المادة :

Class :

Studying Year :

Unit	3 My hometown	Day	SUN.	MON.	TUE.	WED.	THUR
Lesson	2	Date					
Warm Up	Where `s your house ?	Class - Share	-	-	-	-	-

OBJECTIVES

Identify places.

Understanding the main idea in a dialogue

MATERIALS

- Blackboard
- The textbook
- Presentations
- CD

Learning Strategy

Discussion

- Brainstorm
- role play
- note taking

Presentation :

1a Have the students listen carefully to identify the place of every item. T asks some more questions like " Where`s the airport ? Where`s the park ? " . T invites them to write answers on the board and pays more attention to their writings. **1b** They listen and write the answers individually on their books. I allow them to exchange information to help cooperative learning.

EVALUATION

Write cardinal numbers :

One

Three


Seven

Homework: Do exercises on page

مدير المدرسة :

المشرف التربوي :

معلم المادة :



Unit	3 My hometown	Day	SUN.	MON.	TUE.	WED.	THUR.
Lesson	2	Date					
Warm Up	Mo...que - p..rk	fill in	Class - Share	-	-	-	-

OBJECTIVES

Identify places.

Understanding the main idea in a dialogue.

Understanding basic instructions

MATERIALS

Blackboard
The textbook
Presentations
CD
Audio

Learning Strategy

Discussion

Inductive method for

drawing

Vocabulary :

Next to – on the left – on the right

Presentation :

2 Ask the students to read the new words. Put the students into pairs and ask them to listen and draw . T pays attention to the pronunciation and corrects mistakes. Students repeat the new words in chorus. T plays the audio several times so that students can answer well . **3** T asks them to ask and answer in pairs and write on the board . T gives immediate feedback.

EVALUATION

T asks some additional questions about the pictures to make sure students have mastered the lesson

Homework: Do exercises on page

مدير المدرسة :

المشرف التربوي :

معلم المادة :

Material :

Class :

Unit	4 invitations	Day	SUN.	MON.	TUE.	WED.	THUR
Lesson	1	Date					
Warm Up	What's opposite the school ?	Class - Share	-	-	-	-	-

OBJECTIVES

Linking letter
sounds ea - oo - u
-and pl.

Understanding the
main idea in a
simple text

MATERIALS

Blackboard
The textbook
Presentations
CD
Audio

Learning Strategy

Discussion
Listening

Vocabulary :

Picnic- beach -play football -fun

Presentation :

Ask the students to read the new words. Put the students into pairs and ask them to listen and read text . T pays attention to the pronunciation and corrects mistakes. Students repeat the new words in chorus. T plays the audio several times so that students can read the text well .
.2 they listen carefully and number the right pictures

EVALUATION

Unscramble:

- 1-Labtfola
- 2-Cbeach
- 3-Cincip

Homework: Do exercises on page

مدیر المدرسة :

المشرف التربوي :

معلم المادة :

Class :

Studying Year :

Unit	4 invitations	Day	SUN.	MON.	TUE.	WED.	THUR.
Lesson	1	Date					
Warm Up	What's a picnic?	Class - Share	-	-	-	-	-

OBJECTIVES

Understanding the main idea in a dialogue.

Understanding basic instructions

Write short words to complete a paragraph

MATERIALS

Blackboard
The textbook
Presentations
CD
Audio

Learning Strategy

Discussion

Brainstorm

Listening for detail

Vocabulary:

Ride a motorbike – make a sandcastle-let's

Presentation:

After the warm up , T asks ss to listen carefully to match pictures. They try to guess the meaning of the new words. T asks them to write sentences using " I want to" Let`s". They read the phone message and try to complete . Cooperative learning is useful to exchange information and answers. T invites them to write the answers on the board, giving immediate feedback. T urges shy ones to cooperate in the discussions.

EVALUATION

Copy in your notebooks :

Let`s have a picnic.

Let`s make a sandcastle.

Homework: Do exercises on page

مدير المدرسة :

المشرف التربوي :

معلم المادة :

Class :

Studying Year :

Unit	4 invitations	Day	SUN.	MON.	TUE.	WED.	THUR
Lesson	2	Date					
Warm Up	What do we mean by beach ?	Class - Share	-	-	-	-	-

OBJECTIVES

Completing a written text.

Asking 'Where to go , What to do? '.

MATERIALS

Pictures

The
textbook
Presentat
ions
CD

Learning

Brainst
orm

Discussi
on

Vocabulary :

T revises all the previously studied words

Presentation :

1After the warm up, Tasks ss to read and match. T asks some questions about every picture such as " What can you see in the pictures ? ".**2** They work in pairs. T corrects mistakes.**3** ss read and complete .T invites them to write answers on the board.**4** T explains the difference between TO and AT, giving examples and exercises Feedback should be immediate.

EVALUATION

Unscramble the following words:

Bomtrikeo.....

Scalenadts.....

Homework: Do exercises on page

مدير المدرسة :

المشرف التربوي :

معلم المادة :

Material :

Class :

Studying Year :

Unit	Revision 2	Day	SUN.	MON.	TUE.	WED.	THUR
Lesson	1	Date					
Warm Up	Do you have any apples ?	Class - Share	-	-	-	-	-

OBJECTIVES

Reviewing ordinal numbers and spelling

Writing questions and answers about location
Reviewing suggestions and want to

Reviewing the sounds

Teaching Aids

Blackboard
The textbook
Presentations
CD
Audio

Learning Strategy

Discussion

Brainstorm

Vocabulary:

T revises some previously studied words

Presentation:

- 1 Have the students read ordinal numbers and order. They do it in pairs. Give immediate feedback.
- 2 Have the students read words and try to make questions. They do it in pairs. Then, they should answer these questions. Give immediate feedback.
- 3 Have the students read sentences and try to complete. They do it in pairs. Give immediate feedback.
- 3 Have the students listen to the audio and number the words. They do it in pairs. Give immediate feedback.

EVALUATION

Write these sentences:

Where are we meeting ?

Let`s meet at the coffee opposite the beach

Homework: Do exercises on page

مدیر المدرسة :

المشرف التربوي :

معلم المادة :

Class :

Studying Year :

Unit	5 countries	Day	SUN.	MON.	TUE.	WED.	THUR.
Lesson	1	Date					
Warm Up	Where are you from?	Class - Share	-	-	-	-	-

OBJECTIVES

Linking letter sounds fl - fr - and gr.

Following a simple text while listening to audio.

Understanding the main idea in a dialogue

MATERIALS

- Blackboard
- The textbook
- Presentations
- CD

Learning Strategy

Inductive method for teaching

role play

inferring

Vocabulary:

Nice to meet you – England-friend-grandfather

Presentation:

1 Read the new words and ss repeat in chorus . Using flash cards helps them to guess the meanings .invite them to write them on the board. 2 Tell students that they are going to listen Play the audio several times before asking them to read the dialogue .They ask and answer in pairs " Where are you from ? ".T invites them to write questions and answers on the board. They repeat in chorus " nice to meet you .

EVALUATION

Complete the following :

Where are you
..... . ?

I..... from
Dammam

Homework: Do exercises on page

مدير المدرسة :

المشرف التربوي :

معلم المادة :



Unit	5 countries	Day	SUN.	MON.	TUE.	WED.	THUR.
Lesson	1	Date					
Warm Up	I..... from Egypt.	complete	-	-	-	-	-

OBJECTIVES

MATERIALS

EVALUATION

Develop listening skills

Develop speaking skills

- Blackboard
- The textbook
- Presentations
- CD
- Audio

Learning Strategy

- Discussion
- Inferring
- Note taking

Vocabulary:
Flag -whose-Emirates- Saudi- map - Jordan

Presentation:
3 Ask the students to look at the map. Check their understanding by asking some questions Check answers and play the recording again for students to check. Play the audio, pausing after each one for individual students to repeat them. In pairs , they ask " Are you from ?" Where `s he \she from ? ". IT invites them to write questions and answers on the board .T asks some more questions about the map.4 they listen and find in groups.

Copy the following sentences:

I am from Saudi Arabia.

I am from Bahrain

Homework: Do exercises on page

مدير المدرسة :

المشرف التربوي :

معلم المادة :

Material :

Class :

Unit	5 countries	Day	SUN.	MON.	TUE.	WED.	THUR
Lesson	2	Date					
Warm Up	Where are you from?	Class - Share	-	-	-	-	-

OBJECTIVES

Develop listening skills

Develop speaking skills

Develop writing skills

MATERIALS

Blackboard
 The textbook
 Presentations
 CD
 Audio

Learning Strategy

Discussion

Role play

Vocabulary:

Qatar- Kuwait –Oman -Yemen

Presentation:

Ask them to look at the flags and read every word below it .T plays the audio , pausing to help them repeat in chorus .They ask and answer questions in pairs . The T shows them flags and ask them to name the countries .T asks " whose country is? " and they answer . T invites them to write on the board ."Where do you come from?" I come from KSA. They repeat in chorus .Immediate feedback is a must.

EVALUATION

Complete :

Whereyou from ?

I am KSA.

Homework: Do exercises on page

مدیر المدرسة :

المشرف التربوي :

معلم المادة :

Class :

Studying Year :

Unit	5 countries	Day	SUN.	MON.	TUE.	WED.	THUR.
Lesson	2	Date					
Warm Up	Whose country is Egypt ?	Class - Share	-	-	-	-	-

OBJECTIVES

Write short sentences to convey basic personal information.

Focusing on grammar

Applying basic rules of punctuations.

MATERIALS

Blackboard
The textbook
Presentations
CD
Audio

Learning Strategy

Discussion

Brainstorm

Inductive method for teaching

Vocabulary:

Great – France – grandmother – grandfather – bag

Presentation:

After the warm up, ss repeat the new words in chorus , and individually. T sheds light upon grammar " I am - he `s - she `s you`re " .3a ss answer individually and write on their notebooks. 3b T plays the audio to check answers. 4 they read and write ,Grammar focus : T asks them to answer in pairs, and corrects mistakes .T moves to workbook page 59 to evaluate them

EVALUATION

Are you from Riyadh?

Are you from Dammam ?

Where is she from ?

Homework: Do exercises on page

مدير المدرسة :

المشرف التربوي :

معلم المادة :

Material :

Class :

Studying Year :

Unit	6 My country	Day	SUN.	MON.	TUE.	WED.	THUR
Lesson	1	Date					
Warm Up	Where do you come from?	Class - Share	-	-	-	-	-

OBJECTIVES

Develop reading skills

Linking letter sounds bl - sm - and cl

Ask and answer questions about holidays.

Teaching Aids

Blackboard
The textbook
Presentations
CD
Audio

Learning Strategy

Discussion

Brainstorm

Vocabulary:

Buses – class – small – blue- holiday

Presentation:

Ask the students to read the new words. Put the students into pairs and ask them to read the dialogue . T pays attention to the pronunciation and corrects mistakes. Students repeat the new words in chorus. T plays the audio several times so that students can read the text well .2 they listen carefully .T pauses to help students to repeat in chorus .

EVALUATION

Where are you going on the holiday ?

How ? Are you going by plane ?

Homework: Do exercises on page

مدير المدرسة :

المشرف التربوي :

معلم المادة :

Material :

Class :

Studying Year :

Unit	6 My country	Day	SUN.	MON.	TUE.	WED.	THUR
Lesson	1	Date					
Warm Up	Where are you going on the holiday?	Class - Share	-	-	-	-	-

OBJECTIVES

Linking initial sounds with a name of a city.

Follow a short simple text while listening to audio

Teaching Aids

Blackboard
The
textbook
Presentat
ions
cn

Learning Strategy

Discussio
n

Brainstorm
role play

Vocabulary:

T revises some previously studied words

.Presentation:

3T warms them up , then asks them to read and listen to the audio. T asks some questions about the map, such as " What are cities on the map ? Do you like it ? why ? why not ? " . Where are you going on the holiday ? How are you going to go their ? By plane ? or by bus ? " . Students ask and answer questions in pairs. T invites them to write on the board . **4** They match while listening . T pauses to help ss answer the exercise.

EVALUATION

Copy the following :

1- I am going to Makka.

2-I am going by plane

مدير المدرسة :

المشرف التربوى :

معلم المادة :

Class :

Studying Year :

Unit	6 My country	Day	SUN.	MON.	TUE.	WED.	THUR
Lesson	2	Date					
Warm Up	What time is it now ?	Class - Share	-	-	-	-	-

OBJECTIVES

Understanding questions and responding.

Completing a written text.

MATERIALS

Blackboard
The textbook
Presentations
CD

Learning Strategy

Discussion
Brainstorm
role play
note taking

Presentation:

1 T makes a dictation test for some previously studied words to make sure ss have mastered them. Then, an individual reads the sentences, ss answer individually. **2** T asks some questions about every picture and invite them to write answers on the board. Minor mistakes should be neglected to motivate students do their best. Feedback should be immediate and it's a must.

EVALUATION

Copy the following :

What are you taking ?

I am packing my bag

Homework: Do exercises on page

مدير المدرسة :

المشرف التربوي :

معلم المادة :



Unit	6 My country	Day	SUN.	MON.	TUE.	WED.	THUR.
Lesson	2	Date					
Warm Up	Where are you on holiday ?	Class - Share	-	-	-	-	-

OBJECTIVES

Studying months of the year .

Unscramble letters .

Write and say place names.

Link letter sounds ea -es - ch .

MATERIALS

- Blackboard
- The textbook
- Presentations
- CD
- Audio

Learning Strategy

- Discussion
- Inductive method for teaching
- Discussion
- Role play
- listening

Vocabulary:

January – February – March -April

Presentation:

3 After the warm up , T asks individuals to read and answer the questions .
4 T plays the audio , pausing several times to help them say the words , After explaining the difference between " going " and " going to " , T asks them to answer the grammar focus individually .They listen to the chant and then sing it in chorus . T moves to the more exercises ,
Vocabulary:

EVALUATION

Unscramble the following :

Bhao

.....

Hmkkaa

.....

Lpnae

.....

Homework: Do exercises on page

Unit	Revision 3	Day	SUN.	MON.	TUE.	WED.	THUR.
Lesson	1	Date					
Warm Up	Where are you from?	Class - Share	-	-	-	-	-

OBJECTIVES

Reviewing places and location.

Understanding the main idea in a dialogue.

Writing answers to questions about holidays

Reviewing the sounds

MATERIALS

- Blackboard
- The textbook
- Presentations
- CD
- Audio

Learning Strategy

Discussion
Inductive method for teaching

Vocabulary:

T revises all the previously studied words

Presentation:

- 1 Have the students read sentences , guess the country and write. They do it in pairs. Give immediate feedback.
- 2 Have the students read sentences and try to match. They do it in pairs. Give immediate feedback.
- 3 Have the students read the questions, look at the pictures and try to answer. They do it in pairs. Give immediate feedback.
- 4 Have the students read the words and try to match them with the sounds. They do it in pairs. Give immediate feedback.

EVALUATION

Unscramble the following :

Bhao
.....

Hmkkaa
.....

Lpnae
.....

Homework: Do exercises on page

Material :

Class :

Unit	7 Welcome to Saudi Arabia	Day	SUN.	MON.	TUE.	WED.	THUR
Lesson	1	Date					
Warm Up	Are you from Saudi Arabia ?	Class - Share	-	-	-	-	-

OBJECTIVES

Linking letter
sounds and names st
- sl - oo - tr - pr
.

Understanding the
main idea in a
dialogue .

Focusing on
spelling

MATERIALS

Blackboard
The textbook
Presentations
CD
Audio

Learning Strategy

Discussion

Listening
for

summarizi
ng

Vocabulary:

Sleep – school –street – April –interesting –
mountains-there

Presentation:

Ask the students to read
the new words. Put the
students into pairs and ask
them to read text . T pays
attention to the
pronunciation and corrects
mistakes. Students repeat
the new words in chorus. T
plays the audio several
times so that students
can read the text well
.2 they listen carefully
and repeat in chorus.

EVALUATION

What`s the
meaning of :

1- Mountains

2- Camp?

3 - interesting

Homework: Do exercises on page

مدير المدرسة :

المشرف التربوي :

معلم المادة :

Class :

Studying Year :

Unit	7 Welcome to Saudi Arabia	Day	SUN.	MON.	TUE.	WED.	THUR.
Lesson	1	Date					
Warm Up	"to be bowled over" . Give meaning	Class - Share	-	-	-	-	-

OBJECTIVES

Understanding the main idea in a dialogue.

Following a short text while listening to audio

MATERIALS

Blackboard
The textbook
Presentations
CD
Audio

Learning Strategy

Discussion

Brainstorm

Choral work

Vocabulary:

walk – can do

Presentation:

3 After the warm up, Tasks ss to read and listen . T asks some questions about every picture such as " What can you see in the pictures ? ". They work in pairs. T corrects mistakes. ss read in pairs .T invites them to write answers on the board.**4** T plays the audio , pausing several times , giving examples and exercises Feedback should be immediate.

EVALUATION

Where can we go on holiday ?

What can we do there ?

Homework: Do exercises on page

مدير المدرسة :

المشرف التربوي :

معلم المادة :

Class :

Studying Year :

Unit	7 Welcome to Saudi Arabia	Day	SUN.	MON.	TUE.	WED.	THUR
Lesson	2	Date					
Warm Up	Students read the exercise in small groups	Class - Share	-	-	-	-	-

OBJECTIVES

understanding the main idea in a dialogue.

Following a short text while listening to audio

MATERIALS

Pictures

The
textbook
Presentat
ions
CD

Learning

Brainst
orm

Discussi
ng

Detail

Vocabulary :

See – walk – ride – visit - camp

Presentation:

1 Ask the students to read the new words. Put the students into pairs and ask them to read the exercise . T pays attention to the pronunciation and corrects mistakes. Students repeat the new words in chorus. T plays the audio several times .**2** they listen carefully and match the sentences with the right pictures.

EVALUATION

What can we do in Abha?

What can we do in Makka ?

مدير المدرسة :

المشرف التربوي :

معلم المادة :

Material :

Class :

Studying Year :

Unit	8 Holiday Photos	Day	SUN.	MON.	TUE.	WED.	THUR
Lesson	1	Date					
Warm Up	what we mean by "photos" ?	Class - Share	-	-	-	-	-

OBJECTIVES

Develop reading skills

Linking letter sounds sn - sw - cr - gl

Understanding the main idea in a dialogue

Teaching Aids

Blackboard
The textbook
Presentations
CD
Audio

Learning Strategy

Discussion

Brainstorm

Vocabulary

Shopping – snorkeling-eating- port-museum
restaurant

Presentation:

Ask the students to read the new words. Put the students into pairs and ask them to read text . T pays attention to the pronunciation and corrects mistakes. Students repeat the new words in chorus. T plays the audio several times so that students can read the text well .2 they listen carefully and number the right picture

EVALUATION

What is the meaning of :

Shopping ?

Snorkeling?

Homework: Do exercises on page

مدير المدرسة :

المشرف التربوي :

معلم المادة :

Material :

Class :

Studying Year :

Unit	8 Holiday Photos	Day	SUN.	MON.	TUE.	WED.	THUR.
Lesson	1	Date					
Warm Up	Do you like playing at the beach ?	Class - Share	-	-	-	-	-

OBJECTIVES

Studying seasons

Understanding short simple text.

Using " How much " .

Teaching Aids

Blackboard
The textbook
Presentations

Learning Strategy

Discussion

Brainstorm
role play

EVALUATION

Complete :

I am a new car .

It`s It`s rainy.

Vocabulary:

jewelry - boat - summer - spring - winter - autumn

Presentation:

3 Ask the students to read the new words. Put students into pairs and ask them to read text . T pays attention to the pronunciation and corrects mistakes. Students repeat the new words in chorus. T plays the audio several times so that students can read well

4 they read carefully and fill in spaces with the right words .T asks some additional questions about every pictures

مدير المدرسة :

المشرف التربوي :

معلم المادة :

Class :

Studying Year :

Unit	8 Holiday Photos	Day	SUN.	MON.	TUE.	WED.	THUR.
Lesson	2	Date					
Warm Up	Do you like snorkeling ?	Class - Share	-	-	-	-	-

OBJECTIVES

Studying " these
" and " those " .

Following a rhyme
while listening
to audio.

Completing a
written text.

MATERIALS

Blackboard
The textbook
Presentations
CD

Learning Strategy

Discussion

Brainstorm
role play
reading
for gist

Vocabulary:

Goat – coat – boat think

Presentation:

1 After the warm up , T plays the audio , pausing several times so as to help ss put the right number on the right pictures . T asks some additional questions about every pictures such as " What can you see ? What color is ...? T invites ss to write answers on the board.2 T explains the difference between These and those giving examples and exercises .They listen carefully and complete the spaces . T asks and urges shy students to take part in the discussions ,

EVALUATION

Unscramble:

Tgoa

Tboa

Htsoe

Tehse

Homework: Do exercises on page

مدير المدرسة :

المشرف التربوي :

معلم المادة :



Unit	8 Holiday Photos	Day	SUN.	MON.	TUE.	WED.	THUR.
Lesson	2	Date					
Warm Up	What are you doing now ?	Class - Share	-	-	-	-	-

OBJECTIVES

Producing short simple sentences about people .

Completing a written text

Recognizing simple intonation pattern

MATERIALS

- Blackboard
- The textbook
- Presentations
- CD
- Audio

Learning Strategy

- Discussion*
- Inductive method for teaching*
- repetition*

Vocabulary:

Expensive – cheap –night morning - afternoon

Presentation:

3 After warming - them - up , T asks them to look at the pictures , asking some question about everyone. SS work in small groups, They exchange information and answers. T invites individuals to write answers on the board . T explains the difference between cheap and expensive , giving examples and exercises.**4** They read and write in pairs .They talk freely about pictures. Feedback should be immediate , and it`s a must.

EVALUATION

What is the meaning of :

Expensive ?

Cheap?

Homework: Do exercises on page

Material :

Class :

Unit	Revision 4	Day	SUN.	MON.	TUE.	WED.	THUR
Lesson	1	Date					
Warm Up	What can you see in the picture?	Class - Share	-	-	-	-	-

OBJECTIVES

Reviewing sentences

Reviewing jobs

Understanding the main idea of simple sentences

Asking and answering questions

Recognizing and producing the sounds /dr/, /kr/, /sl/, /pr/.

MATERIALS

Blackboard
The textbook
Presentations
CD
Audio

Learning Strategy

Discussion

Listening for specific information

Vocabulary:

T revises all the previously studied words

Presentation:

- 1 Have the students read words and try to put them in the right places to complete sentences. They do it in pairs. Give immediate feedback.
 - 2 Have the students look at the pictures and write sentences. They do it in pairs. Give immediate feedback.
 - 3 Have the students look at the pictures and try to match with sentences. They do it in pairs. Give immediate feedback.
 - 4 Have the students look at the pictures and try to write questions and answers. They do it in pairs. Give immediate feedback.
 - 5 Have the students look at the pictures read words and complete sentences. They do it in pairs. Give immediate feedback.
- 3 Have the students listen to audio and number words . They do it in

EVALUATION

Unscramble :

Ndasstcale

Ckpa

gba

Homework: Do exercises on page

مدير المدرسة :

المشرف التربوي :

معلم المادة :