



↓ تم تحميل ملف المادة من مكتبة طلابنا
زورونا على الموقع

www.tlabna.net

مكتبه طلابنا تقدم لكم كل ما يحتاج المعلم والمعلمه والطلبة , الطبعات الجديده للكتب والحلول ونماذج الاختبارات والتحاظير وشروحات الدروس بصيغة الورد والبي دي اف وكذلك عروض البوربوينت.

STUDENT'S BOOK
3

WE CAN!

Yoko Matsuka and Glenn McDougall



وزارة التعليم
Ministry of Education
2021 - 1443



We Can! Student's Book 3

Published by McGraw-Hill Education, 2 Penn Plaza, New York, NY 10121. Copyright © 2021 by McGraw-Hill Education. All rights reserved. No part of this publication may be reproduced or distributed in any form or by any means, or stored in a database or retrieval system, without the prior written consent of McGraw-Hill Education, including, but not limited to, in any network or other electronic storage or transmission, or broadcast for distance learning.

ISBN: 978-1-4470-9029-8

Series consultant: Mayumi Tabuchi

Project manager: Judy MacDonald

Development editor: Steve Longworth

Editor: Anne Tseng

Production manager: Alfonso Reyes

Designer: Kate Vandestadt, Vandestadt Design

Design supervision: Peter Shaw



www.mheducation.com

Exclusive rights by McGraw-Hill Education for manufacture and export. This book cannot be re-exported from the country to which it is sold by McGraw-Hill Education. This Regional Edition is not available outside Europe, the Middle East and Africa.

Photo Credits

SB: iii (tr) ©Tatweer Co. for Educational Services, 18 (tl) ©Eric Isselee/Shutterstock, 18 (tr) ©Aleksandr Bryliaev/Alamy Images, 18 (cl) ©Life on white/Alamy Images, 18 (bcr) ©Life on white/Alamy Images, 18 (bcl) ©Ilan 2010/Shutterstock, 18 (br) ©Judith Collins/Alamy Images, 20 (bl) ©D. Hurst/Alamy Images, 20 (br) ©valzan/Shutterstock, 20 (inset) ©Life on white/Alamy Images, 24 (tc) ©McGraw-Hill Education, 24 (c) ©Save nature and wildlife/Shutterstock, 26 (tr) ©Life on white/Alamy Images, 26 (tl) ©oleksiy/123RF, 26 (cr) ©D. Hurst/Alamy Images, 26 (cl) ©Allan Swart/Alamy Images, 26 (bl) ©YAY Media AS/Alamy Images, 26 (br) ©Enjoylife/Alamy Images, 34 (tr) ©nathapol HPS/Shutterstock, 34 (tl) ©Aleksandrs Samuilovs/Alamy Images, 34 (cl) ©YAY Media AS/Alamy Images, 34 (cr) ©Svetlana Foote/Alamy Images, 34 (bl) ©Chris Clor/Blend Images, 34 (br) ©Light-Field Studios/Shutterstock, 37 3 ©McGraw-Hill Education, 41 (l) ©lynx/iconotec.com/Glow Images, 41 (c) ©McGraw-Hill Education, 41 (r) ©Ingram Publishing/Alamy Images, 50 (cl) ©baibaz/Shutterstock, 51 (tl) ©Orla/Shutterstock, 53 (tl) ©Chris Clor/Blend Images, 53 (bl) ©valzan/Shutterstock, 53 (inset) ©Life on white/Alamy Images, 54 (c) ©Save nature and wildlife/Shutterstock, 55 10 ©McGraw-Hill Education, 55 11 ©Colorfuel Studio/Shutterstock

WB: 65 (cr) ©Katsiaryna Drobysheva/Shutterstock, 75 (tl) ©Lev Kropotov/Alamy Images, 75 (br) ©Anton Starikov/Alamy Images, 83 (tr) ©McGraw-Hill Education, 83 (c) ©Save nature and wildlife/Shutterstock, 86 (cl) ©Bogdan Florea/Shutterstock, 86 (cr) ©LuXpics/Shutterstock.



وزارة التعليم

Ministry of Education

2021 - 1443



Contents



Student's Book		
Introduction:	Classroom English	2
Unit 1	Feelings	4
Unit 2	Things We Wear	12
Unit 3	Things We Do	20
Unit 4	Beautiful Nature	28
Unit 5	Friends, Actions, Things	36
Phonics Practice		44
Picture Dictionary		52
Audio Track Lists		56
Word List		58
Grade 5 Objectives		59
Workbook		61





Introduction: Classroom English

1 Listen and point.



1

Good morning.
Welcome to class.

Let's play a game.

Good idea!

2

Watch me.

3

Make pairs.

4

Let's start!

5

Okay! Stop!





Unit 1 Feelings

Talk Time

1 Listen and point.



2 Practice the talks in pairs.

3 Act out the talks in pairs.



Remember the Big Four




1. Use lots of facial expressions, like big smiles.
2. Use your body to make gestures.
3. Talk with a strong voice.
4. Keep eye contact when you speak to someone.

Fun Time!

4 Greeting Line

Talk to the teacher and leader.



I Can ...

- greet my teacher and ask "How are you?"
- say "I'm first, second, third ..."





Rhythms and Listening

1 Chant and do.



If You're Happy and You Know It

If you're **happy** and you **know** it,

Clap your **hands**. (👏, 👏)

If you're **happy** and you **know** it,

Clap your **hands**. (👏, 👏)

If you're **happy** and you **know** it,

Then your **face** will surely **show** it,

If you're **happy** and you **know** it,

Clap your **hands**. (👏, 👏)



Sounds and Letters

2 Listen, say, and match.



cap

clap



lock

clock



Fun Time!

3 Confusion Game

Try and trick your partner!



E J C H D
B I A F G

1 first


2 second

3 third

4 fourth

5 fifth

F is the seventh letter of the alphabet.



No, it's the sixth letter. G is the seventh letter.

6 sixth

7 seventh

8 eighth

9 ninth

10 tenth

This is fun!

Ha-ha!

I Can ...

- chant the *If You're Happy and You Know It* chant with a partner.

- play the Confusion Game with a partner and say "sixth, seventh, eighth, ..."






Words in Action

1 Listen, point, and say.



1.



I'm hungry.

2.



I'm thirsty.

3.



I'm hot.

4.



I'm cold.

5.



I'm sleepy.

6.



I'm scared.

2 Listen and do.

3 Practice and do in pairs.



What's the matter?




I'm hungry.

Fun Time!

4 Same as the Leader Game

Do the same action as the leader.



I Can ...

- act out three feelings.
- ask a friend "What's the matter?"



Phonics

1 Listen, point, and say.



A says ... a, a,



and A says ... a, a,



a

cap

tap

a_e

cape

tape

2 Listen and number 1 for **a** and 2 for **a_e**. Then say.



<input type="checkbox"/>		<input type="checkbox"/>		<input type="checkbox"/>	
<input type="checkbox"/>		<input type="checkbox"/>		<input type="checkbox"/>	

3 Listen, say, and match.



I says ... i, i, ink and I says ... i, i, iron

ink



Tim

iron



pine



time

Fun Time!

4 Phonics Game

Mime and say in pairs.



I Can ...

- listen and point to the right pictures and words.
- say, read, and write the sounds for a, apple; a, cape; i, pin; i, pine by myself.



Advice Time

A kind word is a form of charity.

Prophet Muhammad (peace be upon him)



وزارة التعليم

Ministry of Education

2021 - 1443

Now go to pages 44, 45



Unit 2 Things We Wear

Talk Time

1 Listen and point.



2 Practice and act out the talks in pairs.

Sounds and Letters

3 Listen, point, and number. Then say.



whose 1 who what white

Who's wearing white? The girl's wearing white.



Fun Time!

Grammar Toolbox
It's my hat. → It's mine.
It's not my hat. → It's not mine.

4 Whose ... is This?

Ask your classmates about people's belongings.



I Can ...

- ask "Whose ... is this?"
- meet someone and say "I like your ..."





Rhythms and Listening

1 Chant and clap the rhythm.



Who is Wearing Green?

Green, green, green, green.

Who is wearing green today?

Green, green, green, green.

Who is wearing green?

I am wearing green today.

Look at me,

And you will see,

That I am wearing green today.




Sounds and Letters

2 Listen, point, and say. Then write the missing letters.



green grass

The ass is een. It's eat!



Fun Time!

Grammar Toolbox
Who's = Who is

3 Clothes Color Basket

Ask about the colors your classmates are wearing.



I Can ...

- chant the *Who is Wearing Green?* chant.
- say three colors that I'm wearing today.





Words in Action

1 Listen, point, and chant.



Boys

I'm wearing ...



Girls

I'm wearing ...



1. a cap
2. sunglasses
3. a T-shirt
4. a jacket
5. jeans

6. a hat
7. a blouse
8. a sweater
9. a skirt
10. shoes

2 Practice saying the chants.



Boys chant the boys' clothes. Girls chant the girls' clothes.

Fun Time!

3 Touch the screen.

Listen and touch the right picture! Use two hands.



What?



Once more, please!



I can't remember.



I Can ...

- say the names of five things that you can wear.
- name two things I am wearing, saying "I'm wearing ... and ... today."





Phonics

1 Listen, read, and say.



P and B Jingles

P says p, p, parrot.



says p, p, pen.



says p, p, panda.



B says b, b, bear.



says b, b, banana.



says b, b, bed.



Sounds and Letters

2 Listen, say, and match. Then write the missing letters.



plane

blue



plate

black




The **ate** is **ue**.

Fun Time!

3 Does It Move?

Hold a tissue in front of your mouth and say the words.



I Can ...

- tell if the words start with p or b.
- say two words that begin with p and two words that begin with b.



Advice Time


Dress neatly.



Unit 3 Things We Do

Talk Time

1 Listen and point.



2 Practice and act out the talks in pairs.

Sounds and Letters

3 Listen, say, and match. Then write the missing letters.



phone photo phonics elephant


I like the ele _ _ ant _ _ oto.

Fun Time!

4 Telephone Conversation



Act out a telephone conversation. Call a friend and ask what he or she is doing.



I Can ...

- act out the telephone talks with a partner.
- have a telephone conversation in English.





Rhythms and Listening

1 Listen and chant.



What Are You Doing?

What are you **doing**?

I'm **doing karate**, **doing karate**,
doing karate.



What are you **doing**?

I'm **doing karate**,
and **how** about **you**?

What are you **doing**?

I'm **playing football**, **playing football**,
playing football.



What are you **doing**?

I'm **playing football**,
and **how** about **you**?

 **Chant again and do.**

Fun Time!

3 True or False Action Game

Run to the T or F when your teacher does the action.



I Can ...

• chant the *What Are You Doing?* chant.

• play the True or False Action Game with a friend.





Words in Action

1 Listen, point, and say.

I'm ...

He's ...



1. doing my homework



2. watching TV



3. eating snacks



4. doing karate



5. playing football



6. playing computer games

Sounds and Letters

2 Listen, point, and say. Then read and circle.



gring

ring

rink



wink

giwn

wing



speak

speaking

peaking





Grammar Toolbox




I'm playing football. → sports with a ball

I'm doing karate. → sports without a ball

Fun Time!

3 Card Snap Game

When your teacher says the sentence, hit the card.



I Can ...

- play the Card Snap Game with friends.
- say two things when asked "What are you doing?"





Phonics

1 Listen, read, and say.



T and D Jingles

T says t, t, tiger.
 says t, t, tomato.
 says t, t, telephone.






D says d, d, door.
 says d, d, doll.
 says d, d, duck.



Sounds and Letters

2 Listen, number, and say. Then write **tr** or **dr** in the blanks.



___ ee


___ uck

___ ess

___ ink

Fun Time!

3 Listen and touch the right picture.
Play with a partner.



Where is it?



Here it is. I found it!



I Can ...

- tell if the words start with t or d.
- say two words that begin with t or d, and describe things.



Advice Time

Do what's right.



وزارة التعليم

Ministry of Education

2021 - 1443

Now go to page 50

Unit 4 Beautiful Nature

Talk Time

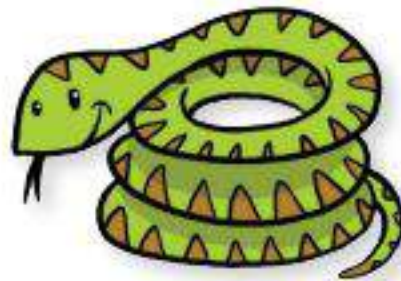
1 Listen and point.



2 Practice and act out the talks in pairs.

Sounds and Letters

3 Listen, point, and say. Then write **sn** or **sh**.



ake



ake



ow



ow

Show me the snake!

Fun Time!

4 Find Something Beautiful!

Look around and find a beautiful or an ugly object.



I Can ...

- act out one of the talks about nature.
- find something beautiful or ugly and say "Look! It's a ...! It's beautiful (or ugly)."





Rhythms and Listening

1 Chant and march.



I Love the Mountains

I love the mountains, I love the rolling hills,
 I love the flowers, I love the daffodils,
 I love the campfire when all the stars are out.
 I sit and look, I look and smile,
 I'm happy to be under this sky.



Sounds and Letters

2 Listen, say, and number. Then read.



1 /z/



mountains

2 /s/



cats

3 /iz/



faces

ducks

flowers

hills

dresses

snakes

noses

Fun Time!

3 Months and Seasons Chant




Listen and match. Then chant and do.



1 Back to school, it's fall. 3
September, October,
November.

Getting cooler, winter's
here.
December, January,
February.



Flowers are out, it's
spring.
March, April, May.

Yummy, summer's here.
June, July, August,

And back again.



Ha-ha!



This is fun!



I Can ...

- chant the *I Love the Mountains* chant.
- name seasons and months.



GOAL 27



GOAL 28



Words in Action

1 Listen, point, and say.



1. long



2. short



3. big



4. small



5. quiet



6. noisy



7. weak




8. strong

2 Shout the opposites in two groups.

3 Practice the actions in pairs.

Fun Time!

- 4 Guess what it is.
Do the opposite action.



I Can ...

- act out one pair of opposites.
- describe and guess what or who.



Phonics

1 Listen, read, and say.



C and G Jingles

C says c, c, cat.
says c, c, cake.
says c, c, cap.



G says g, g, goat.
says g, g, gorilla.
says g, g, girl.



Sounds and Letters

2 Listen, point, and say. Write **gr**, **cr**, **gl**, or **cl**.



___ ass



___ ab



___ ass



___ ass



Fun Time!

3 Word Making Game

Listen to the teacher and hold up the letters.



I Can ...

- tell if the words start with c or g.
- say two words that begin with c and two words that begin with g.



Advice Time

Nature is your home; look after it.



وزارة التعليم

Ministry of Education

2021 - 1443

Now go to page 51

35

Unit 4





Unit 5 Friends, Actions, Things

Talk Time

1 Listen and say.



CD1 48



2 Practice and act out the talks in pairs and groups.

Fun Time!

3 "Good morning!" Chant

Listen and chant.



It's morning. **Good morning! Good morning to you!**

How are you? How are you?

It's so nice to see you.



It's afternoon. **Good afternoon!
Good afternoon to you!**



Here's homework, more homework for you!

It's evening. **Good evening! Good evening to you!**

It's playtime and bath time and bedtime for you!

Goodnight! Goodnight! Goodnight to you!



4 Write.



1. _____ !
Let's go to school!



3. _____ !
Let's watch TV!



2. _____ !
Let's have lunch!



4. _____ !
Let's go to bed!

I Can ...

- introduce someone, say "This is my friend" and "Let's ... !"
- chant, tell the time of day and use greetings correctly





Rhythms and Listening

1 Listen and chant.



We're playing, we're cycling

Our friends are here and laughing

They're jumping, they're cycling

As happy as can be!




There's Omar, he's walking

His friend, Ali is talking

He's laughing, he's not cycling

As happy as can be!



Are you playing, are they cycling?

We're not playing, they're not cycling

We're talking, we're walking

As happy as can be!



2 Change the words and chant.

Advice Time

Help a friend in need.



Fun Time!

3 Choose a place. Ask and answer.








Grammar Toolbox

He's / She's playing
 We're / You're / They're playing
 He's not/ She's not cycling
 We're not/ You're not/ They're not playing



Where is he?	He's at home.
Is he sitting?	Yes, he is.
Is he playing?	No, he isn't.
Is he watching TV?	Yes, he is. Now it's my turn!

				
1. Pete	2. Jim and Ken	3. Joe	4. Sabah	5. Noura
	at school	at home	in his room	
	in her room	in the classroom		



I Can ...

- talk about what "I'm, he/she's, we/you/they're" doing or not doing.
- ask and answer Yes / No questions about what people are doing





Words in Action

1 Point and chant. Write.



Lemons are sour

Apples are sweet!



Lemons are sour,



Cherries are sweet!



They're not sour.

My soup is hot!



Ice-cream is cold,



Rice is hot,



It's not cold.

Chips are salty,



And they're tasty!

Let's eat!

2 Change the words and chant.



Fun Time!

3 The 3 Questions Game Ask and answer.




Is it cold or hot?

What color is it?

Is it sweet or sour?

I know! It's a lemon!

No, thanks. I don't like lemons. I like oranges.



It's cold. It's a fruit.

It's yellow.

It's sour.

That's right! Do you want one?

4 Play with a friend. Ask 3 questions. Use some of the words in the box.

sweet sour salty tasty hot cold
fresh round small big



I Can ...

- talk about food using the words "hot, cold, sour, sweet, salty, tasty"

ask questions with "or", "want", and say what I like and what I don't like











Phonics

1 Listen and check. Say.





- | | | | | | | | | | |
|----|---|------------------------------|------------------------------|-------------------------------|----|---|------------------------------|------------------------------|-------------------------------|
| 1. |  | /s/ <input type="checkbox"/> | /z/ <input type="checkbox"/> | /iz/ <input type="checkbox"/> | 4. |  | /s/ <input type="checkbox"/> | /z/ <input type="checkbox"/> | /iz/ <input type="checkbox"/> |
| 2. |  | /s/ <input type="checkbox"/> | /z/ <input type="checkbox"/> | /iz/ <input type="checkbox"/> | 5. |  | /s/ <input type="checkbox"/> | /z/ <input type="checkbox"/> | /iz/ <input type="checkbox"/> |
| 3. |  | /s/ <input type="checkbox"/> | /z/ <input type="checkbox"/> | /iz/ <input type="checkbox"/> | 6. |  | /s/ <input type="checkbox"/> | /z/ <input type="checkbox"/> | /iz/ <input type="checkbox"/> |

What's in your bag?

2 Listen, point, and say.



	
Do you have apples?	No, I don't.
Do you have sandwiches?	Yes, I do.
Do you have orange juice?	Yes, I do.

She has sandwiches **and** orange juice.
 She has orange juice **but** she doesn't have apples.

3 Ask your friend. Check YES or NO.

Food	YES	NO	School things	YES	NO
apples			books		
sandwiches			notebooks		
orange juice			a poster		
carrots			pens		

Say and write. Use *and* or *but*.

Fun Time!

Whose ... is that?

4 Listen, point, and say.



Whose hat is that?

Let's ask her!

Maybe, it's Noura's.

5 Trace. Ask and answer.

The matching exercise shows the following connections:

- Faisal (green shirt) is connected to the red hat.
- Nawal (grey dress) is connected to the blue dress.
- Abdullah (white shirt) is connected to the red pen.
- Noura (pink shirt) is connected to the blue t-shirt.
- The green notebook is connected to the purple pen.
- The brown book is connected to the green pencil.
- The red and blue eraser is connected to the blue t-shirt.

I Can ...

- make the sounds for -s, ask and answer with "have", and use "and" or "but".



- ask and say whose something is using (name)'s

Phonics Jingle

CD2 42 1 Listen and chant.

CD2 43 2 Listen and point to the letters, then the pictures.

A says ... **a, a, apple.**

Aa

apple



Bb

bear




Cc

cow



Dd

duck



Ee

egg



Ff

fish



Gg

goat



Hh

hat



Ii

ink



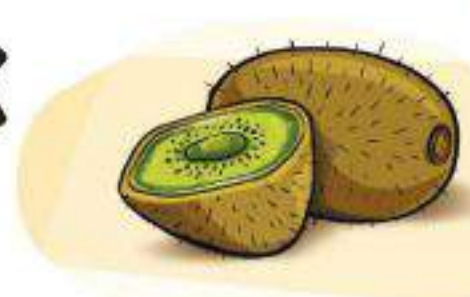
Jj

jet



Kk

kiwi



Ll

lion



Mm

monkey




Nn

nest



Oo

octopus



Pp

parrot



Qq


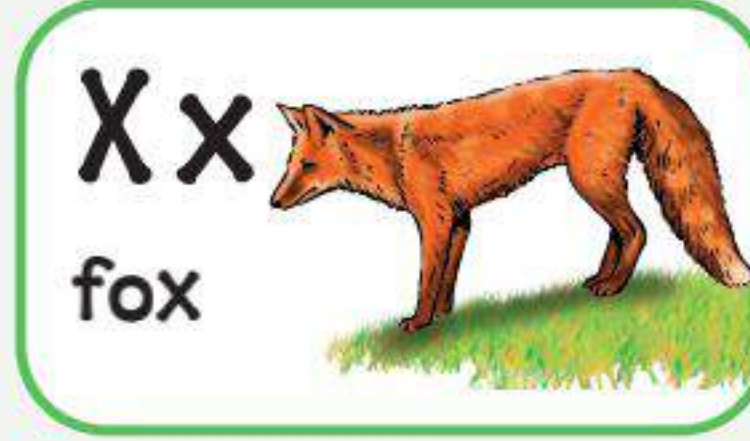
quilt



Rr

rabbit





3 Unscramble the letters and write the words.

rbea

b _ _ _

dkcu

d _ _ _

otag

g _ _ _

iwki

k _ _ _

ykemno

m _ _ _ _ _

rtapro

p _ _ _ _ _

itrbab

r _ _ _ _ _

greti

t _ _ _ _ _

lubrleam

u _ _ _ _ _ _ _

bazre

z _ _ _ _ _



Handwriting Practice: Phonics Key Words

1 Read and say.

2 Trace and copy.




apple apple apple



bear



cow



duck



egg



fish



goat



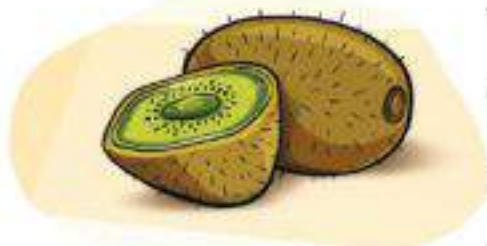
hat



ink



jet



kiwi



lion



monkey



nest



octopus



parrot



quilt



rabbit



sun



tiger



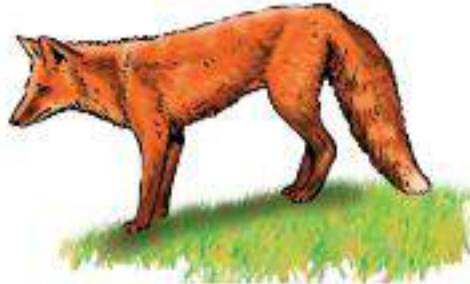
umbrella



vase



wolf



fox



yard



zebra





Words with a e i o u

1 Listen and write the letter *a*, *e*, *i*, *o*, or *u*. Then match with the pictures.

CD2 44

18

1. art

2. ___range

3. ___lephant

4. ___nk

5. ___mbrella

6. ___pricot

7. ___nder

8. ___ighteen

2 Listen, point, and say. Then draw a line to the right picture.

CD2 45





11



We call it 'a', but say **apple**.

We call it 'a', so we say **apron**.

We call it 'e', but we say **elephant**.

We call it 'e', so we say **eleven**.

We call it 'i', but we say **ink**.

We call it 'i', so we say **ice cream**.

We call it 'o', but we say **orange**.

We call it 'o', so we say **open**.

We call it 'u', but we say **umbrella**.

We call it 'u', so we say **uniform**.

We call them sounds and letters!







Words with a_e, i_e

Long Vowels and Clever _e

1 Listen, point, and say.

CD2 46



tap



tape



Tim



time

2 Look at the picture and circle the right word. Then listen and check.

CD2 47

1.



snak

snake

sack

shake



2.



Kate

cake

cate

kake

3.



hate

take

hat

het

4.



tap

tape

pat

pate

5.



site

cite

sit

tis

6.



nil

Nile

Lyn

line



Picture Dictionary

رابطہ الدرس الرقمي



www.ien.edu.sa



big p32



blouse p16



cap p16



clap p6



cold p8



crab p34



doing karate p24



doing my
homework p24



dress p17



eating snacks
p24



fall p31



glasses p17



gorilla p34



grass p34



hot p8



hungry p8



iron p10



lock p6



long p32




mountains p30



noisy p32



photo p20



pine p10



plate p18



playing computer games p24



playing football p24



quiet p32



sandals p17



scared p8



shake p28



shirt p17



short p32



show p28




skirt p16



sleepy p8



small p32



snake p28



snow p28



speaking p20



spring p31



strong p32



summer p31



tap p10



tape p10



thirsty p8



watching TV p24



weak p32



winter p31

CD 1 Audio Track List

Track	Unit	Student Book Section
2	Intro	Exercise 1. Listen and point
3	1	Exercise 1. Listen and point
4	1	Exercise 4. Greeting Line
5	1	Exercise 1. Chant and do
6	1	Exercise 2. Listen, say, and match
7	1	Exercise 3. Confusion Game
8	1	Exercise 1. Listen, point, and say
9	1	Exercise 3. Practice and do in pairs
10	1	Exercise 4. Same as the Leader Game
11	1	Exercise 1. Listen, point, and say
12	1	Exercise 2. Listen and number
13	1	Exercise 3. Listen, say, and match
14	1	Exercise 4. Phonics Game
15	2	Exercise 1. Listen and point
16	2	Exercise 3. Listen, point, and number
17	2	Exercise 4. Whose ... is This?
18	2	Exercise 1. Chant and clap the rhythm
19	2	Exercise 2. Listen, point, and say
20	2	Exercise 3. Clothes Color Basket
21	2	Exercise 1. Listen, point, and chant
22	2	Exercise 3. Touch the screen
23	2	Exercise 1. Listen, read, and say
24	2	Exercise 2. Listen, say, and match
25	2	Exercise 3. Does It Move?
26	3	Exercise 1. Listen and point
27	3	Exercise 3. Listen, say, and match
28	3	Exercise 4. Telephone Conversation

Track	Unit	Student Book Section
29	3	Exercise 1. Listen and chant
30	3	Exercise 3. True or False Action Game
31	3	Exercise 1. Listen, point, and say
32	3	Exercise 2. Listen, point, and say
33	3	Exercise 3. Card Snap Game
34	3	Exercise 1. Listen, read, and say
35	3	Exercise 2. Listen, number, and say
36	3	Exercise 3. Listen and touch the right picture
37	4	Exercise 1. Listen and point
38	4	Exercise 3. Listen, point, and say
39	4	Exercise 4. Find Something Beautiful!
40	4	Exercise 1. Chant and march
41	4	Exercise 2. Listen, say, and number
42	4	Exercise 3. Months and Seasons Chant
43	4	Exercise 1. Listen, point, and say
44	4	Exercise 4. Guess what it is
45	4	Exercise 1. Listen, read, and say
46	4	Exercise 2. Listen, point, and say
47	4	Exercise 3. Word Making Game
48	5	Exercise 1 Listen and say
49	5	Exercise 3 Good morning! Chant
50	5	Exercise 1 Listen and chant
51	5	Exercise 3 Guess the Action Game
52	5	Exercise 1 Point and chant
53	5	Exercise 3 The 3 Questions Game
54	5	Exercise 1 Listen and check
55	5	Exercise 2 Listen and check
56	5	Exercise 4 Whose is that?



CD 2 Audio Track List

Track	Unit	Workbook Section
2	1	Exercise 1. Listen, point, and practice
3	1	Exercise 1. Listen, point, and practice
4	1	Exercise 1. Listen, say, and do
5	1	Exercise 1. Listen and touch
6	1	Exercise 1. Listen, point, and practice
7	1	Exercise 1. Listen, point, and practice
8	1	Exercise 1. Listen, point at the pictures
9	1	Exercise 1. Listen, number the pictures
10	2	Exercise 1. Listen, point, and practice
11	2	Exercise 1. Listen, point, and practice
12	2	Exercise 1. Listen and chant
13	2	Exercise 1. Listen and color
14	2	Exercise 1. Listen, point, and practice
15	2	Exercise 1. Listen, point, and practice
16	2	Exercise 1. Listen and practice
17	2	Exercise 1. Listen, point, and practice
18	3	Exercise 1 Listen, point, and practice
19	3	Exercise 1. Listen, point, and practice
20	3	Exercise 1. Listen and chant
21	3	Exercise 1. Listen, point, and practice
22	3	Exercise 1. Listen, point, and practice
23	3	Exercise 1. Listen, point, and practice

Track	Unit	Workbook Section
24	3	Exercise 1. Listen and practice
25	3	Exercise 1. Listen, point, and practice
26	4	Exercise 1. Listen, point and practice
27	4	Exercise 1. Listen, point, and practice
28	4	Exercise 1. Listen and chant
29	4	Exercise 1. Listen and chant
30	4	Exercise 1. Listen, point, and practice
31	4	Exercise 1. Listen, point, and practice
32	4	Exercise 1. Listen and practice
33	4	Exercise 1. Listen, point, and practice
34	5	Exercise 1 Listen and practice
35	5	Exercise 1 Listen and chant
36	5	Exercise 1 Listen and chant
37	5	Exercise 1 Listen and practice
38	5	Exercise 1 Listen and chant
39	5	Exercise 1 Listen and practice
40	5	Exercise 1 Listen and check
41	5	Exercise 1 Listen and practice
42	Phonics Practice	Exercise 1 Listen and chant
43	Phonics Practice	Exercise 2 Listen and point
44	Phonics Practice	Exercise 1 Listen and write
45	Phonics Practice	Exercise 2 Listen, point, and say
46	Phonics Practice	Exercise 1 Listen, point, and say
47	Phonics Practice	Exercise 2 Look at the picture



Word List

- Apron** p 10, 50
Beautiful p 28, 29
Big p 32, 33, 41
Blouse p 16
Blue p 15, 18, 19
Campfire p 30
Cap p 6, 10, 16, 34
Cape p 10, 11
Cats p 30
Clap p 6, 14
Clock p 6
Cold p 8, 40, 41
Crab p 34
Cycling p 38, 39
Daffodils p 30
Doing karate p 22, 24, 25
Doing my homework p 20, 24
Dress p 17, 19, 30
Drink p 26
Eating snacks p 21, 24, 25
Eighth p 7
Fall p 31, 52
Fifth p 5, 7
First p 5, 7, 25
Flower p 29, 30, 31
Fourth p 5, 7
Glass p 34
Glasses p 17, 52
Good afternoon! p 37
Good evening! p 37
Good idea! p 2
Good job! p 3
Good morning! p 2, 36, 37
Goodnight! p 37
Gorilla p 34
Grass p 14, 34
Gray p 33
Green p 14, 15
Hands p 6, 17
Hat p 12, 13, 16, 44, 51
Hills p 30
Hot p 8, 40, 41
Hungry p 8, 9
Ink p 10, 44, 47, 50
Iron p 10
Jacket p 6
Jeans p 16
Jumping p 18
Laughing p 38
Let's do it again. p 3
Let's play a game. p 2
Lock p 6
Long p 28, 32
Make pairs. p 2
Mountains p 30, 31
Ninth p 7
Noisy p 32
One more time. p 3
Orange p 14, 41, 42, 50
Phone p 20
Photo p 20
Pin p 10, 11
Pine p 10, 11
Plastic p 28, 29
Plate p 18, 19
Playing computer games p 24
Playing football p 22, 24, 25
Please listen to me. p 3
Quiet p 32
Ring p 24
Rolling hills p 30
Salty p 40, 41
Sandals p 17
Scared p 8, 54
Second p 5, 7
Seventh p 7
Shake p 22, 51
Shirt p 17
Shoes p 16
Short p 28, 32
Show p 6, 28
Sixth p 7
Skirt p 16
Sky p 30
Sleepy p 8
Small p 32, 33, 41
Snake p 28, 30, 51
Snow p 28
Sour p 40, 41
Speaking p 20, 21, 24
Spring p 31
Stars p 30
Strong p 4, 32
Summer p 31
Sunglasses p 16
Sweater p 16
Sweet p 40, 41
Tasty p 40, 41
Tap p 10, 51
Tape p 10, 51
Tenth p 7
Third p 5, 7
Thirsty p 8
T-shirt p 16
Tree p 26
Ugly p 28, 29
Watching TV p 20, 24, 39
Watch me. p 2
Weak p 3
Wearing p 12, 14, 15, 16, 17
What's the matter? p 8, 9
Wing p 24
Winter p 31



الحد الأدنى	By the end of grade five students will be able to:	الفترة Session				الرمز Code
		الأولى 1 st	الثانية 2 nd	الثالثة 3 rd	الرابعة 4 th	
x	Recognise short and long vowels: (long a as in "dates", long I as in "rice", long o as in "rose", long e as in "teacher", short e as in "bread", long oo as in "food", short oo as in "book", long u as in "computer", short u as in "duck").	√		√		1/7/5
x	Recognise and differentiate between the endings of plural nouns (/s/ as in "cats", /z/ as in "birds", /iz/ as in "dresses").		√	√		2/7/5
x	Recognise and produce some English digraphs (ch, sh, ph, wh).	√	√	√		3/7/5
x	Recognise and produce some consonant blends (pl, cl).	√		√		4/7/5
x	Recognise and produce some English consonant blends (cr as in "crisps", gr as in "green", fr as in "friend", pr as in "prince", pl as in "plant", gl as in "glass", fl as in "fly", sl as in "sleep").	√	√	√	√	5/7/5
x	Recognise and produce some English consonant blends (br as in "brown", dr as in "dress", tr as in "tree", st as in "star", sp as in "spoon", sn as in "snake", sm as in "small", sw as in "swim").		√	√	√	6/7/5
x	Ask questions using <i>What, Who, Where</i> .	√	√	√	√	7/7/5
	Identify irregular plural nouns.	√		√	√	8/7/5
	Use the intensifier <i>very</i> .		√	√	√	9/7/5
x	Introduce people to each other, e.g. <i>This is Abdullah</i> .	√				10/7/5
x	Identify and talk about people using the verb <i>to be</i> .	√	√	√	√	11/7/5
x	Identify and talk about toys, games and classroom objects.	√	√	√	√	12/7/5
x	Identify and talk about rooms/items in a house.				√	13/7/5
x	Describe location using prepositions of place (<i>in, on, under, next to, between</i>).		√	√	√	14/7/5
x	Describe physical appearance.		√	√		15/7/5
x	Express possession using the verb <i>to have</i> and <i>my/your/his/her/our</i> .	√	√		√	16/7/5
	Describe animals using possessive adjectives (<i>its, their</i>).		√	√	√	17/7/5
x	Talk about ability (<i>can/can't</i>).				√	18/7/5
	Ask about number using <i>How many ...?</i> .				√	19/7/5
	Identify and talk about places in a town and their location using <i>there is, there are</i> and <i>next to, opposite, between</i> .				√	20/7/5
x	Talk about the weather.		√		√	21/7/5
x	Talk about likes and dislikes.	√	√		√	22/7/5
	Talk about food using <i>want</i> and describe different kinds of food and drink using adjectives (e.g. <i>hot/cold/sweet/sour/salty</i>).		√			23/7/5
x	Make suggestions using <i>Let's</i> .	√	√			24/7/5
x	Ask about and tell the time (<i>o'clock</i> only).				√	25/7/5
	Identify and talk about the days of the week, months and seasons.		√		√	26/7/5
x	Ask and respond to simple sentences about everyday activities in the Present Simple tense using the first and second person singular.	√		√	√	27/7/5
x	Greet someone politely at different times of the day, e.g. <i>Good morning/afternoon/evening</i> . Say <i>Goodbye/Good night</i> .	√	√			28/7/5
x	Identify and talk about different times of the day (morning, afternoon, evening, night).		√	√	√	29/7/5
x	Identify prepositions of time (<i>in, on, at</i>).			√	√	30/7/5
	Ask about activities happening at the moment of speaking using the Present Progressive (Affirmative, Negative, Interrogative and short answers).	√	√	√		31/7/5
x	Identify occupations and talk about what someone does using the Present Simple (Affirmative, Negative, Interrogative and short answers).				√	32/7/5
	Ask and answer about possession using the Possessive Case and <i>whose</i> .	√	√			33/7/5
	Identify and talk about clothes.	√			√	34/7/5
x	Follow a short simple text while listening to the audio recording.	√	√	√	√	35/7/5

Listening and Speaking

الحد الأدنى	By the end of grade five students will be able to:	الفترة Session				الرمز Code
		الأولى 1 st	الثانية 2 nd	الثالثة 3 rd	الرابعة 4 th	
x	Read and count cardinal numbers to 100.				√	36/7/5
	Read and count ordinal numbers from 1 st to 10 th .	√				37/7/5
x	Read and comprehend simple sentences.	√	√	√	√	38/7/5
x	Read simple short illustrated stories.		√	√	√	39/7/5
x	Spell accurately a small number of high frequency words.	√	√	√	√	40/7/5
x	Write short simple words/phrases to complete a paragraph.	√	√	√	√	41/7/5
x	Write short simple sentences to convey basic personal information.	√	√	√	√	42/7/5
x	Apply basic rules of punctuation (e.g. use capital letters, full stops, commas, question marks).	√	√	√	√	43/7/5
x	Write short answers to written questions.	√	√	√	√	44/7/5
	Use the definite and indefinite article (a/an, the).	√	√	√	√	45/7/5
x	Refer to people and things using demonstratives (this/that/these/those).	√	√	√	√	46/7/5
	Link ideas with commas and <i>and</i> .	√	√	√	√	47/7/5
	Link ideas with <i>but</i> .		√	√	√	48/7/5
	Link ideas with <i>or</i> .			√	√	49/7/5



WORKBOOK
3

WE CAN!



وزارة التعليم
Ministry of Education
2021 - 1443

Mc
Graw
Hill



Contents

Workbook		
Unit 1	Feelings	63
Unit 2	Things We Wear	71
Unit 3	Things We Do	79
Unit 4	Beautiful Nature	87
Unit 5	Friends, Actions, Things	95



Unit 1 Feelings

Goal 1 CD2 02 Feelings: Talk Time

I can greet my teacher and ask "How are you?"

I listened to CD2 02 days this week.

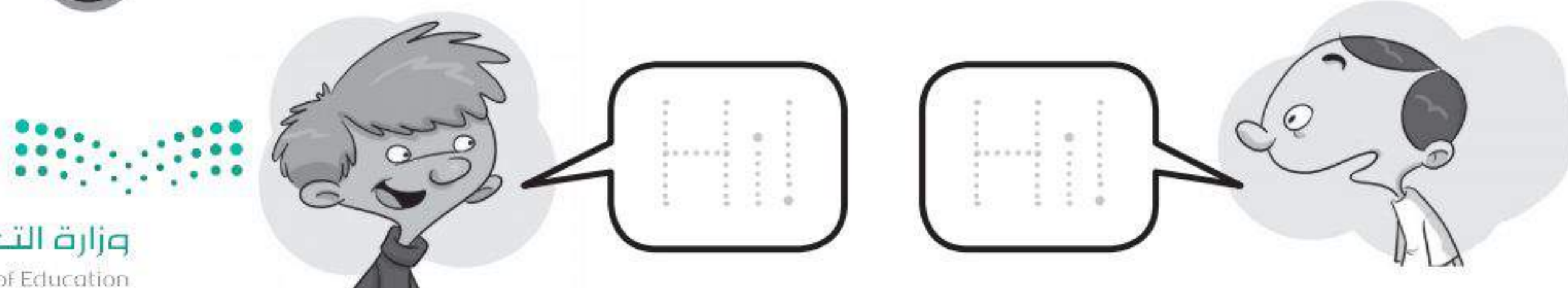
Name _____ Class _____



1 Listen, point, and practice. Trace.



2 Join the dots. Read.





Goal 2 CD2 03 Feelings: Talk Time

I can say "I'm first, second, third ..."


I listened to CD2 03 days this week.

Name _____ Class _____



1 Listen, point, and practice. Trace and write.

A Hi, _____! How _____?



B I'm fine.

2 Match and write.



second fifth first

fourth third

1. I'm first _____.

2. I'm _____.

3. _____.

4. _____.

5. _____.

Goal 3 CD2 04 Feelings: Rhythms and Listening


I can chant the *If You're Happy and You Know It* chant with a partner.

I listened to CD2 04 days this week.

Name _____ Class _____



1 Listen, say, and do.



2 Listen, chant, and do. Trace.

If you're happy
and you know it,
Clap your hands.



If you're happy and you know it,

Clap your hands. (👏, 👏)

If you're happy and you know it,

Then your face will surely show it.

If you're happy and you know it,

Clap your hands. (👏, 👏)





Goal 4 CD2 05 Feelings: Rhythms and Listening

I can play the Confusion Game with a partner and say "sixth, seventh, eighth, ..."

I listened to CD2 05 days this week.

Name _____ Class _____



1 Listen and touch.



2 Listen and match. Write.

d a f i c j h g b e

1. e is the _____ letter of the alphabet.

2. h is the _____.

3. i _____.

first	_____
second	_____
third	_____
fourth	_____
fifth	_____

sixth	_____
seventh	_____
eighth	_____
ninth	_____
tenth	_____

3 Join the dots. Write.



f _____



h _____



Goal 5 CD2 06 Feelings: Words in Action


I can act out three feelings.

I listened to CD2 06 days this week.

Name _____ Class _____




1 Listen, point, and practice. Do the actions.
Trace.

I'm hungry. 

I'm thirsty. 


I'm hot. 

I'm cold. 

I'm sleepy. 

I'm scared. 

2 Find and circle six feeling words.





Goal 6 CD2 07 Feelings: Words in Action

I can ask a friend "What's the matter?"

I listened to CD2 07 days this week.

Name _____ Class _____



1 Listen, point, and practice. Trace.

A What's the matter?



2 Unscramble the words.

1. l o c d = _____

2. r n h g u y = _____

3. y e e l p s = _____

4. o t h = _____



Goal 7 CD2 08 Feelings: Phonics








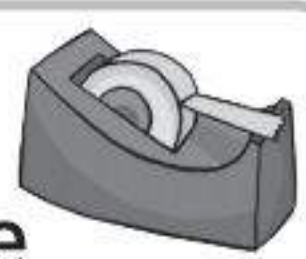









I can listen and point at the right pictures and words.

I listened to CD2 08 days this week.


Name _____ Class _____



1 Listen, point at the pictures and words, and say.

apple 	cap 	tap 	hat 
cat 	apron 	cape 	tape 
cake 	vase 	face 	ink 
pin 	Tim 	iron 	pine 
			time 

2 Write the missing letters and read.

c__p	c__t	__ron	__ppl__
c__p__	c__k__	p__n	__pr__n
t__p	v__s__	p__n__	
t__p__	f__c__	T__m	
 h__t	__nk	t__m__	



Goal 8 CD2 09 Feelings: Phonics

I can say, read, and write the sounds for a, apple; a, cape; i, pin; i, pine by myself.

I listened to CD2 09 days this week.

Name _____ Class _____



1 Listen, number the pictures, and say.

<input type="checkbox"/> _____ le	<input type="checkbox"/> c _____	<input type="checkbox"/> t _____ e
<input type="checkbox"/> _____ ce	<input type="checkbox"/> _____ a _____	<input type="checkbox"/> _____ n
<input type="checkbox"/> _____ k _____	<input type="checkbox"/> _____ p	<input type="checkbox"/> _____ r _____
<input type="checkbox"/> t _____	<input type="checkbox"/> v _____	<input type="checkbox"/> _____ m _____
		<input type="checkbox"/> p _____

2 Write the missing letters.

Unit 2 Things We Wear

Goal 9 CD2 10 Things We Wear: Talk Time

I can ask "Whose ... is this?"

I listened to CD2 10 days this week.

Name _____ Class _____



1 Listen, point, and practice.

2 Read and write the missing letters.

1. Whose a  is this? It's mine.

2. Whose e  is this? It's not mine.

3. Whose a  is this? It's mine.

4. Whose u  is this? It's not mine.

3 Draw lines and match.



mouse



squirrel



boy



candy



cheese



acorn



Goal 10 CD2 11 Things We Wear: Talk Time

I can meet someone and say "I like your ..."

I listened to CD2 11 days this week.

Name _____ Class _____



1 Listen, point, and practice. Trace.

A I like your hat.

B Thank you.

A I like your T-shirt.

B Thank you.

A I like your jacket.

B Thank you.

2 Listen and point.

It's my hat.

It's not mine.

Goal 11 CD2 12 Things We Wear: Rhythms and Listening

I can chant the *Who is Wearing Green?* chant.

I listened to CD2 12 days this week.

Name _____ Class _____



1 Listen and chant. Trace.

Green, green, green, green.

Who is wearing
green today?

Green, green, green, green.

Who is wearing green?

I am wearing
green today.

Look at me,

And you will see,


That I am wearing green today.



2 Read and color his clothes.

He is wearing a yellow T-shirt,
blue pants, and a brown jacket.

His cap is red.





Goal 12 CD2 13 Things We Wear: Rhythms and Listening

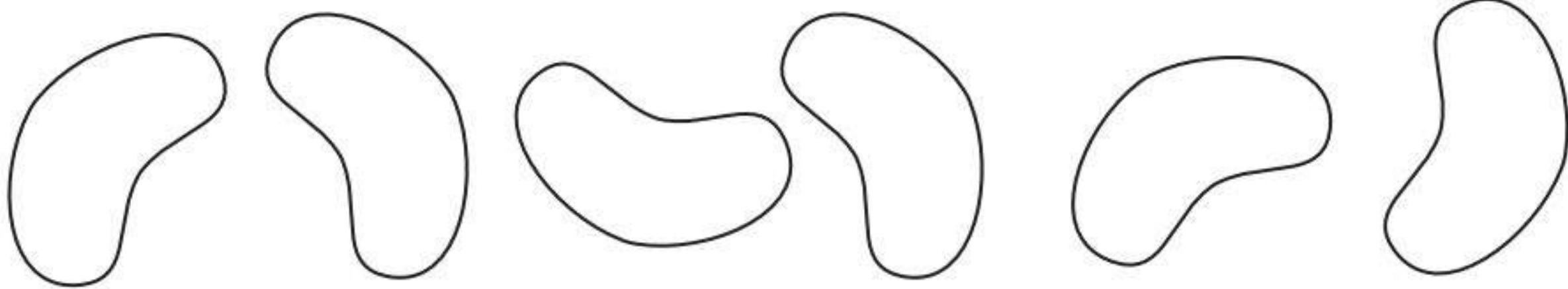
I can say three colors that I'm wearing today.

I listened to CD2 13 days this week.

Name _____ Class _____



1 Listen and color.



purple

red

pink

white

black

blue

2 Listen and write the color.

1. I'm wearing _____ today.

2. I'm wearing _____ today.

3. I'm wearing _____ today.

4. I'm wearing _____ today.

5. I'm wearing _____ today.

6. I'm wearing _____ today.

3 Write two things you are wearing today.

I'm wearing _____

and _____ today.

Goal 13 CD2 14 Things We Wear: Words in Action

I can say the names of five things that you can wear.

I listened to CD2 14 days this week.

Name _____ Class _____



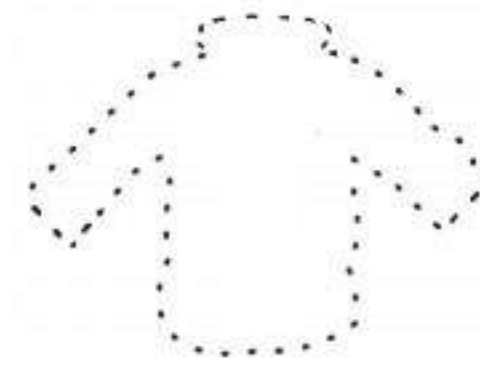
1 Listen, point, and practice.

I'm wearing ...

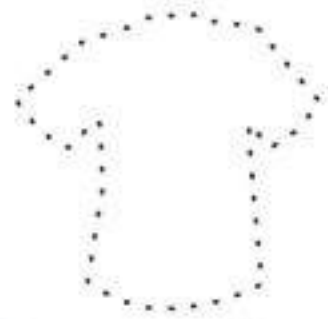
2 Join the dots, color, and trace.




a cap



2. a sweater




a T-shirt




4. sunglasses



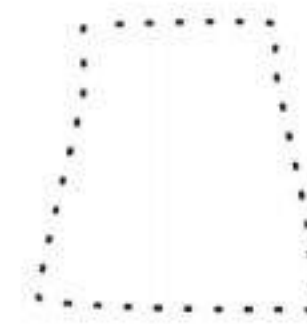
a jacket




6. jeans



a hat



8. a skirt



a blouse



10. shoes





Goal 14 CD2 15 Things We Wear: Words in Action


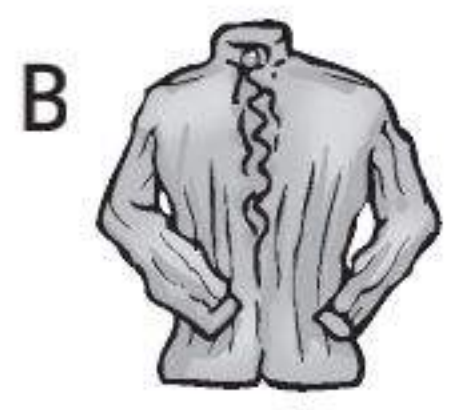
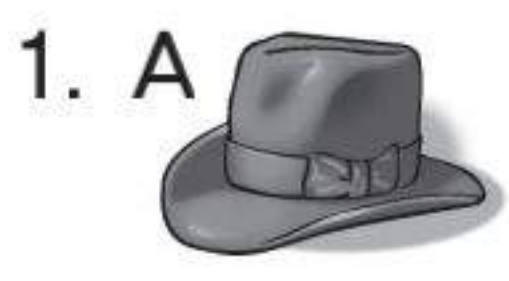
I can name two things I am wearing, saying "I'm wearing ... and ... today."

I listened to CD2 15 days this week.

Name _____ Class _____



- 1 Listen, point, and practice.
- 2 Listen and circle A or B.



- 3 Write two things your friend is wearing today.

My friend is wearing _____

and _____ today.

Goal 15 CD2 16 Things We Wear: Phonics

I can tell if the words start with p or b.

I listened to CD2 16 days this week.

Name _____ Class _____



1 Listen and practice.

2 Listen and circle p or b.



p or b

p or b

p or b

p or b

p or b

p or b

3 Write the missing letters. Trace.

			4/1		e	d	5
3		e	a	r			e
			n				n
	2		a	n	d	a	
			n				
	6		a	r	r	o	t



Goal 16 CD2 17 Things We Wear: Phonics

I can say two words that begin with p and two words that begin with b.

I listened to CD2 17 days this week.

Name _____

Class _____



1 Listen, point, and practice. Trace.

1. panda / pizza




2. bear / banana

3. bear / bed



4. panda / pen

5. banana / box



2 Make the sounds.



p p p p b b b b p p p b b b p p b b p b

Unit 3 Things We Do

Goal 17 CD2 18 Things We Do: Talk Time

I can act out the telephone talks with a partner.

I listened to CD2 18 days this week.

Name _____ Class _____



1 Listen, point, and practice. Trace.

A Hello. Can I speak to Joe?



B Speaking.



A What are you doing?

B I'm doing my homework.

A What's your dad doing?

B He's watching TV.





Goal 18 CD2 19 Things We Do: Talk Time

I can have a telephone conversation in English.

I listened to CD2 19 days this week.

Name _____ Class _____



- 1 Listen, point, and practice. Say your name.
- 2 Speak English with your family or friends.

A Hello. Can I speak to _____?

B Speaking.

A What are you doing?

B I'm watching TV.

A Good-bye.

B Bye.



Goal 19 CD2 20 Things We Do: Rhythms and Listening

I can chant the *What Are You Doing?* chant.

I listened to CD2 20 days this week.

Name _____ Class _____



1 Listen and chant. Trace.

What are you doing?

I'm doing karate,

doing karate, doing karate.

What are you doing?

I'm doing karate, and how about you?



What are you doing?

I'm playing football,

playing football, playing football.

What are you doing?

I'm playing football, and how about you?



2 Match the words.

doing

playing

watching

homework

karate

TV

football





Goal 20 CD2 21 Things We Do: Rhythms and Listening

I can play the True or False Action Game with a friend.


I listened to CD2 21 days this week.

Name _____ Class _____




1 Listen, point, and practice. Trace.

A I'm playing football.



A I'm playing computer games.



2 Listen and circle T (True) or F (False).

I'm playing football.

1. T F



I'm playing computer games.

2. T F



I'm doing karate.

3. T F



I'm doing karate.

4. T F



Goal 21 CD2 22 Things We Do: Words in Action


I can play the Card Snap Game with friends.

I listened to CD2 22 days this week.

Name _____ Class _____



1 Listen, point, and practice.



2 Listen and play. Touch the cards as quickly as you can.

1
I'm doing my homework.

2
I'm playing football.

3
I'm watching TV.

4
I'm eating snacks.

5
I'm playing computer games.

6
I'm doing karate.



Goal 22 CD2 23 Things We Do: Words in Action

I can say two things when asked "What are you doing?"

I listened to CD2 23 days this week.

Name _____ Class _____



1 Listen, point, and practice. Trace.

What are you doing?



I'm eating snacks.

I'm playing football.



I'm watching TV.



I'm doing nothing!



Goal 23 CD2 24 Things We Do: Phonics

I can tell if the words start with t or d.

I listened to CD2 24 days this week.

Name _____ Class _____



1 Listen and practice.

2 Listen and circle t or d.



t or d



t or d




t or d



t or d



t or d



t or d

3 Write the missing letters t or d. Trace. Copy.

1. ___ iger

.....
.....

2. ___ oll

.....
.....

3. ___ oor

.....
.....

4. ___ elephone

.....
.....

5. ___ omato

.....
.....

6. ___ uck

.....
.....





Goal 24 CD2 25 Things We Do: Phonics


I can say two words that begin with t or d and describe things.

I listened to CD2 25 days this week.

Name _____ Class _____



1 Listen, point, and practice. Trace.



2 Write the missing letters.



Unit 4 Beautiful Nature

Goal 25 CD2 26 Beautiful Nature: Talk Time

I can act out one of the talks about nature.

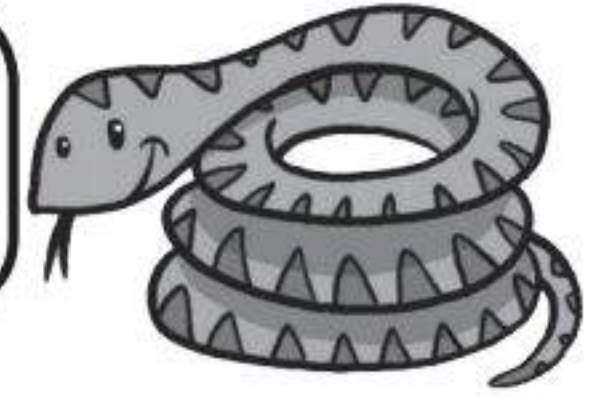
I listened to CD2 26 days this week.

Name _____ Class _____



1 Listen, point, and practice. Trace.

A Look! It's a snake!



B It's short!

A No, it's long!



A Look! It's a plastic bag!

B It's beautiful!



A No, it's ugly!





Goal 26 CD2 27 Beautiful Nature: Talk Time

I can find something beautiful or ugly and say "Look! It's a ...!
It's beautiful (or ugly)."

I listened to CD2 27 days this week.

Name _____ Class _____



- 1 Listen, point, and practice.
- 2 Point and say by yourself. Trace.


Look! It's a ...!



plastic bag



hat



flower



monster

It's beautiful.

It's ugly.

- 3 Draw something beautiful and something ugly. Trace.

beautiful

ugly

It's beautiful.

It's ugly.

Goal 27 CD2 28 Beautiful Nature: Rhythms and Listening

I can chant the *I Love the Mountains* chant.

I listened to CD2 28 days this week.

Name _____ Class _____



1 Listen and chant. Trace.

I love the mountains,
I love the rolling hills,
I love the flowers,
I love the daffodils,

**I love the campfire when
all the stars are out.**

**I sit and look, I look and smile,
I'm happy to be under this sky.**

2 Color the picture.





Goal 28 CD2 29 Beautiful Nature: Rhythms and Listening

I can name seasons and months.

I listened to CD2 29 days this week.

Name _____ Class _____



1 Listen and chant. Write the words.

fall winter spring summer September March

Back to school, it's _____.
_____, October, November.

Getting cooler, _____'s here.
December, January, February.

Flowers are out, it's _____.
_____, April, May.

Yummy, _____'s here.
June, July, August,

And back again.

2 Find and circle four words.





Goal 29 CD2 30 Beautiful Nature: Words in Action

I can act out one pair of opposites.

I listened to CD2 30 days this week.

Name _____ Class _____



1 Listen, point, and practice. Trace.



It's long.



It's short.



It's big.



It's small.



It's quiet.



It's noisy.



It's weak.



It's strong.

2 Write the opposites.

1. It's long. _____

2. It's big. _____



Goal 30 CD2 31 Beautiful Nature: Words in Action

I can describe and guess what or who.

I listened to CD2 31 days this week.

Name _____ Class _____





1 Listen, point, and practice.



2 Listen, read, and match.

A It's small and gray.



B It's big and strong.



C It's small and noisy.

D It's small and quiet.

Goal 31 CD2 32 Beautiful Nature: Phonics

I can tell if the words start with c or g.

I listened to CD2 32 days this week.

Name _____ Class _____



1 Listen and practice.

2 Listen and circle c or g.



c or g



c or g



c or g



c or g



c or g



c or g

3 Write the missing letters c or g. Trace and copy.

1. ___ at

.....
.....

2. ___ irl

.....
.....

3. ___ ap

.....
.....

4. ___ oat

.....
.....

5. ___ orilla

.....
.....

6. ___ ake

.....
.....





Goal 32 CD2 33 Beautiful Nature: Phonics

I can say two words that begin with c and two words that begin with g.

I listened to CD2 33 days this week.

Name _____ Class _____



1 Listen, point, and practice. Trace.



2 Make the sounds.

c c c c g g g g c c c g g g c c g g c g



Unit 5 Friends, Actions, Things

Goal 33 CD2 34 Friends, Actions, Things: Talk Time

I can introduce someone, say "This is my friend ...," and "Let's!"

I listened to CD2 34 days this week.

Name _____ Class _____



1 Listen and practice.

Hello, Hashim.

Good morning Ali.
Where's Jake?

He can't come. He's
helping his brother.

This is my friend, Omar.

Nice to meet you Omar.

Nice to meet you too.

Ready? Let's go to the
new computer store!





Goal 34 CD2 35 Friends, Actions, Things: Talk Time

I can chant, tell the time of day and use greetings correctly.

I listened to CD2 35 days this week.

Name _____ Class _____



1 Listen and chant. Trace and write.

It's morning. Good morning! Good morning to you!

How are you? How _____?



It's so nice to see you.



It's afternoon. Good afternoon! Good afternoon to you!

Here's homework, more _____ for you!

It's evening. Good evening! Good evening to you!



It's playtime and bath time and bedtime for you! Goodnight! Goodnight! _____ to you!

2 Match and write.

eat lunch go to school watch TV

It's morning.

1. Let's _____.



It's afternoon.

2. Let's _____.



It's evening.

3. Let's _____.



Goal 35 CD2 36 **Friends, Actions, Things: Rhythms and Listening**

I can talk about what "I'm, he/she's, we/you/they're" doing or not doing.

I listened to CD2 36 days this week.

Name _____ Class _____




1 Listen and chant. Trace.
We're playing, we're cycling

Our friends are here and laughing

They're jumping, they're cycling

As happy as can be!




There's Omar, he's walking

His friend, Ali is talking

He's laughing. He's not cycling

As happy as can be!



Are you playing, are they cycling?

We're not playing,
they're not cycling

We're talking, we're walking

As happy as can be!



2 Look at the picture and write.



sitting They're sitting.

pointing _____

writing They're not writing.

cycling _____



Goal 36 CD2 37 **Friends, Actions, Things: Rhythms and Listening**

I can ask and answer Yes / No questions about what people are doing

I listened to CD2 37 days this week.

Name _____ Class _____



1 Listen and practice. Trace.

Where is he? He's at home.

Is he sitting? Yes, he is.

Is he playing? No, he isn't.

Is he watching TV? Yes, he is. Now it's my turn!


2 Ask and answer. Write.

reading 

1. Is he reading?
No, he isn't.

standing 

3. _____ ?

running 

2. _____ ?

watching TV 

4. _____ ?

Goal 37 CD2 38 **Friends, Actions, Things: Words in Action**

I can talk about food using the words “ hot, cold, sour, sweet, salty, tasty”

I listened to CD2 38 days this week.

Name _____ Class _____



1 Listen and chant. Trace and write.

Apples are sweet!



Lemons are sour,



Cherries are _____!

They're not _____.



My soup is hot!



Ice-cream is cold,

Rice is _____,

It's not _____.



Chips are salty,
And they're tasty!

Let's eat!

2 Write about food. Use these words.

tasty sweet sour salty hot cold

1. Lemons are _____.

2. Sandwiches are _____.

3. Cookies _____.

4. Kabsa is _____.



Goal 38 CD2 39 Friends, Actions, Things: Words in Action

I can ask questions with "or", "want", and say what I like and what I don't like

I listened to CD2 39 days this week.

Name _____ Class _____



1 Listen and practice. Trace.



Is it cold or hot?

What color is it?

Is it sweet or sour?

I know! It's a lemon!

No, thanks. I don't like lemons.

I like oranges.



It's cold.
It's a fruit.

It's yellow.

It's sour.

That's right! Do you want one?

2 Answer the questions about your favorite food.

1. Is it cold or hot? _____
2. Is it salty or sweet? _____
3. Is it sour? _____
4. What color is it? _____
5. Is it tasty? _____

Write your favorite food: _____

Goal 39 CD2 40 Friends, Actions, Things: Phonics

I can make the sounds for -s, ask and answer with "have" and use "and" or "but"

I listened to CD2 40 days this week.

Name _____ Class _____



1 Listen and check ✓. Then write.



/s/ /z/ /ɪz/

apples



/s/ /z/ /ɪz/



/s/ /z/ /ɪz/



/s/ /z/ /ɪz/



/s/ /z/ /ɪz/



/s/ /z/ /ɪz/

2 Write answers.

1. Do you have a pen? Yes, I do. / No, I don't.
2. Do you have cookies? _____
3. Do you have a computer? _____
4. Do you have notebooks? _____



Goal 40 CD2 41 Friends, Actions, Things: Phonics


I can ask and say whose something is using (name)'s.

I listened to CD2 41 days this week.

Name _____ Class _____



1 Listen and practice. Trace.



2 Ask and answer. Write.

blouse cap dress T-shirt skirt sweater



- 1. Whose skirt is this? It's Noura's.
- 2. _____
- 3. _____
- 4. _____
- 5. _____
- 6. _____

