

# GET READY 1

## *Answers of the Book*

# Welcome back

# UNIT 1



المملكة العربية السعودية  
Kingdom of Saudi Arabia




وزارة التعليم  
Ministry of Education

# Get Ready

Student's Book

# 1



  
MACMILLAN

# Rubric Glossary

Because of their importance in the learning experience, these rubric words have been translated into Arabic for the use of pupils and parents.

Answer	أجب
Ask	اسأل
Check	افحص
Circle	ضع دائرة حول
Colour	لوّن
Complete	أكمل
Copy	انسخ
Count	عدّ
Cover	غط
Do	نقّذ - افعل
Draw	ارسم
Find	جد
Join	ألحق
Listen	استمع
Look	انظر
Match	قابل
Read	اقرأ
Say	قل
Trace	تتبع
Write	اكتب



Stand up



Sit down



Open your books



Listen



Look



Find



Say



Write



Quiet



# Contents

## Student's Book Units Page

Welcome Unit 4

1 Hello 6

2 My family 10

Revision 1 14

Saudi Stars 1 16

3 My room 18

4 My classroom 22

Revision 2 26

Saudi Stars 2 28

Progress check 1 30

5 Animals 32

6 Zoo 36

Revision 3 40

Saudi Stars 3 42

7 My toys 44

8 My clothes 48

Revision 4 52

Saudi Stars 4 54

Progress check 2 56

## Workbook Units Page

1 Hello 59

2 My family 62

Revision 1 65

3 My room 67

4 My classroom 70

Revision 2 73

5 Animals 75

6 Zoo 78



Revision 3 81

7 My toys 83

8 My clothes 86

Revision 4 89

# Welcome

Listen and say.  



Ali



Sarah



listen



say



write



draw



read



trace



count



look





find





colour

# Hello

## Lesson 1

- 1 Listen and find. Listen and say.  



- 2 Listen and find. Listen and say.  





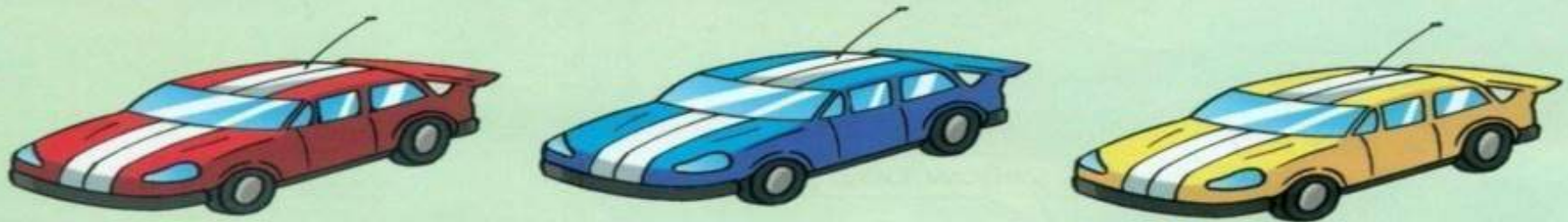

3 Listen and find.



**Word box**  
 red blue yellow  
 car girl boy






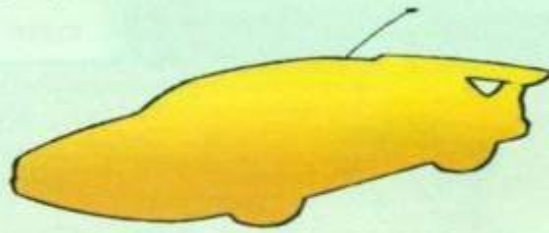
4 Listen and find. Listen and say.




3 **Listening:** understand new vocabulary  
 4 **Listening:** introduce colours

## Lesson 2



1a Listen and find. 



1b Say. 

A red car.

A yellow boy.

2 Trace and say.  



كارتون





كارتون



كارتون



3 Listen and say.    
a, b, c, d, e, f

4 Listen and say. Listen and tick.   


**Grammar Focus**  
 What's this?  
 A car.  
 Is she a girl?  
 Yes.



2 **Writing; speaking:** practise left to right pencil movements  
 3 **Listening; speaking:** introduce letter names and sounds a, b, c, d, e, f  
 4 **Listening; speaking:** revise vocabulary

# My family

## Lesson 1

1 Listen and find. Listen and say.  



2 Listen and find. Listen and say.  



Listen and find. Listen and count.



1 2 3

**Word box**

mother father sister brother one two three ball



4 Listen and find. Listen and say.





1








2

3



# Lesson 2

1 Listen and say.  

1 yellow. Who's this?



			
1			
2			

## Lesson 2

1 Listen and say.  

1 yellow. Who's this?

			
1			
2			
3			

2 Trace and say.  

1



2


2



3

3

3

3 Trace and say.  



4 Listen and say.    
g, h, i, j, k, l

**Grammar Focus**

Who's this?  
My father.

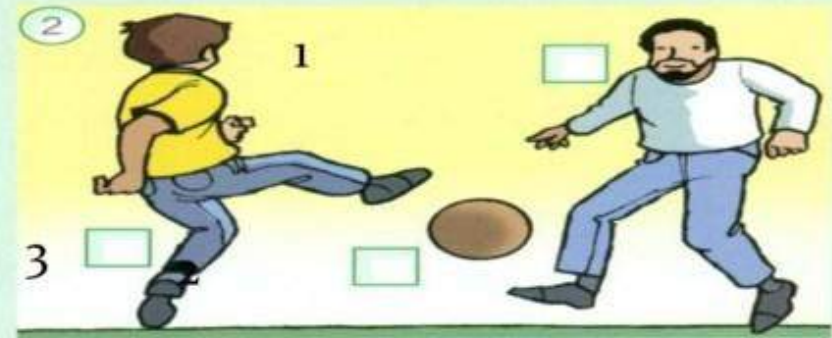
5 Listen and say. Listen and tick.   



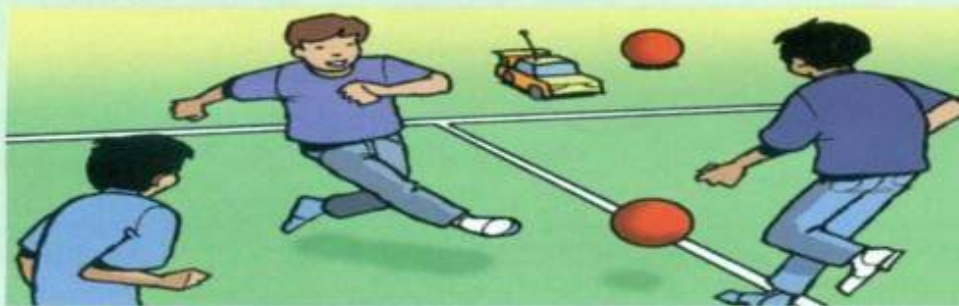


# Revision 1

## 1 Listen and number.



## 2 Look, complete and say.



1			
2			
3			

2 red ...

3 Look, listen and say Yes or No. Circle Yes or No.



- |   |     |    |
|---|-----|----|
| 1 | Yes | No |
| 2 | Yes | No |
| 3 | Yes | No |
| 4 | Yes | No |
| 5 | Yes | No |

4 Listen and say about you.



5 Draw a picture.



6 Listen, repeat and say.



- 3 **Listening; speaking:** revise vocabulary
- 4 **Speaking:** students talk about themselves
- 5 **Speaking:** students talk about themselves
- 6 **Literacy:** revise letter names and sounds a to f

# 3 My room

## Lesson 1

1 Listen and find. Listen and say.  

1



2



3





4




5




2 Listen and find. Listen and say.  

4












5







6



3 Listen and find. Listen and count.          4 5 6



4 Listen and say.  

5 Listen and find. Listen and say.  

**Word box**

chair	orange
table	green
door	purple
window	four
bed	five
train	six

1 2 3 4 5 6

## Lesson 2

1 Listen. Ask and answer.

What's this?

It's a door.



What's this?

It's a window



What's this?

It's a table



What's this?

It's a chair




What's this?

It's a bed



2 Trace and say.



3 Trace and say.




4 Listen and say.

m, n, o, p, q, r, s

5 Listen and number. Listen and say.

Grammar Focus



What's this?  
It's a door.






3 Writing; speaking: practise left to right pencil movements  
4 Listening; speaking: introduce letter names and sounds m, n, o, p, q, r, s  
5 Listening; speaking: revise household vocabulary

# My classroom

## Lesson 1

1 Listen and find. Listen and say.  



2 Listen and find. Listen and say.  


7

8

9

10

Listen and find. Listen and count.



3b Listen and say.

4 Listen and find. Listen and say.


Word box

table	bag	ten
pen	seven	white
pencil	eight	black
book	nine	brown

1 2 3 4 5 6 7 8 9 10



## Lesson 2

1 Listen and join.  

3



4



2



5





6



1




2 Trace and say.  



7 7 7 7 7 7 7




8 8 8 8 8 8 8 8

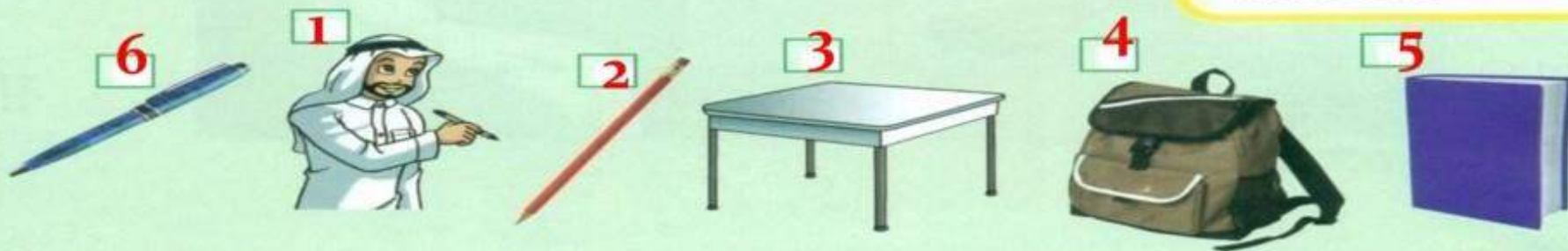
9 9 9 9 9 9 9 9 9

10 10 10 10 10 10 10 10 10 10



4 Listen and say.    
t, u, v, w, x, y, z

5 Listen and number. Listen and say.   



**Grammar Focus**  
Is it a table?  
Yes. It is.  
Is it brown?  
No. It isn't.

3 Writing; speaking: practise left to right pencil movements  
4 Listening; speaking: introduce letter names and sounds t, u, v, w, x, y, z  
5 Listening; speaking: revise classroom vocabulary



1

2

3

4

5

6

7

8



9

10




1 Listen and find. Listen and say.  



									
1									
2									
3									
4									
5									
6									
7									
8									
9									
10									

2 Listen and count. Listen and write.  



3 Say what's in your bag. 



4 Listen and say.  



- 2 Listening; writing: revise colours and numbers
- 3 Listening; speaking: ask and answer short yes/no questions
- 4 Listening; speaking: revise letters names and sounds

# Animals

## Lesson 1


1 Listen and find. Listen and say.  



2 Listen, read and say.  



3 Listen and find. Listen and count.




4 Listen and say.



**Word box**

goat	cat
chicken	rabbit
horse	dog

## Lesson 2

1 Listen and read. Listen and match.   

chicken

dog


cat

horse

goat

rabbit



2 Cover and say. 



3 Circle and say.

apple



cat



Grammar Focus

What's this?

It's a cat.

4 Trace and say.



5 Listen and number. Listen and say.

1



cat

6



chicken

5



rabbit

2



goat

4



horse

3



dog

# 6 Zoo

## Lesson 1

1 Listen and find. Listen and say.  



Lion



Tiger



Elephant



giraff  
e





Bird



Fish




Monke  
y

2 Listen, read and say.  



Listen and find. Listen and count.



What are they?  
They are lions

4 Listen and find. Listen and answer.






**Word box**

giraffe	fish
elephant	rabbit
tiger	lion

3 **Listening:** recognise animal vocabulary

4 **Listening; speaking:** ask and answer questions with *What are they?*

## Lesson 2

1 Listen and read. Listen and match.   


giraffe


lion

bird

fish

tiger



2 Cover and say. 

3 Circle and say.

elephant



orange



4 Trace and say.



e e e e e e e e e e e e e e e e



o o o o o o o o o o o o o o o o

5 Listen and number. Listen and say.



lion



tiger



bird




fish



giraffe





monkey



elephant

3 Reading; speaking: recognise letters e, o and say /e/ and /o/  
4 Writing; speaking: recognise and write letters e, o and say /e/ and /o/  
5 Listening; reading; speaking: practise animal vocabulary

# Revision 3

1 Read, circle and say.  

1



It's a horse.

2



3



horse

giraffe

lion

chicken

cat

monkey

4



5



6



tiger


bird

rabbit

elephant

goat

fish

2 Listen and find. Listen and say.  



3 Read and say.

Two chickens plus five chickens equals seven chickens.



4 Ask, match and answer.

What are they?

They're chickens.



What are they? They're lions



?



What are they? They're horses





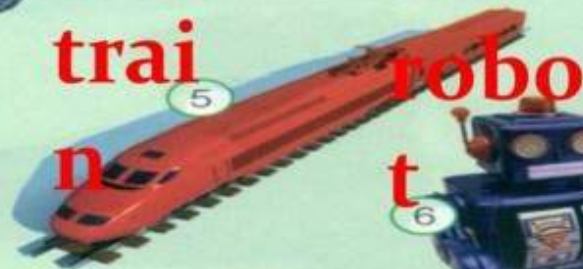
5 Trace and say.





# My toys

## Lesson 1

1 Listen and find. Listen and say.  



2 Listen, read and say.  





Listen and find. Listen and count.



**Word box**

doll

boat

train

yo-yo

aeroplane

car

robot

computer game



4 Listen and find. Listen and answer.

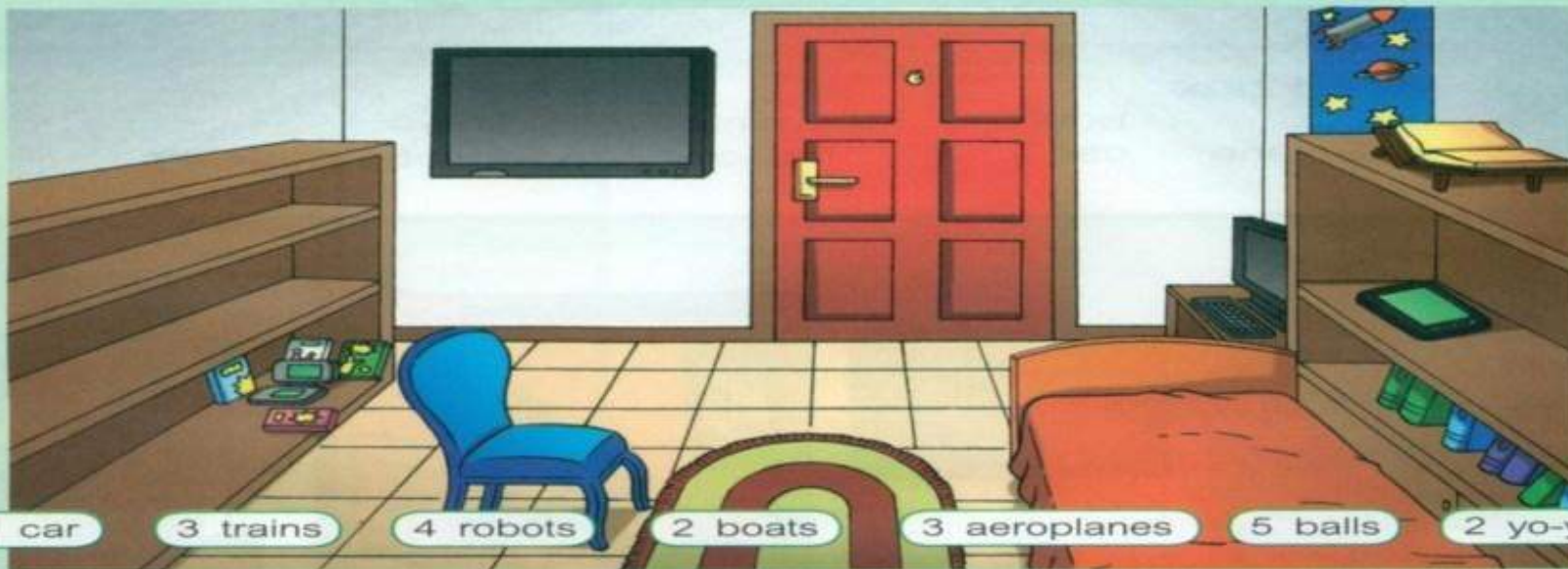


3 **Listening:** recognise toys and transport vocabulary

4 **Listening; speaking:** ask and answers questions with *What's your favourite toy?*

## Lesson 2

1 Listen and read. Listen and draw.   



1 car

3 trains



4 robots

2 boats

3 aeroplanes

5 balls

2 yo-yos

2 Circle and say.  

doll



goat



quiet



3 Trace and say.



4 Listen and number. Listen and say.



doll



yo-yo



robot



aeroplane



car



train



boat



ball





computer game

**Grammar Focus**  
 What's your favourite toy?  
 My favourite toy is a ...

3 Writing; speaking: recognise and write letters d, g, q and say /d/, /g/ and /kw/  
 4 Listening; reading; speaking: practise toy and transport vocabulary

# My clothes



## Lesson 1

1 Listen and find. Listen and say.  



thobe



2 Listen, read and say.  



r

3 Listen and find. Listen and say.



4 Listen and do.






**Word box**

shirt	T-shirt
shoes	ghotrah
cap	coat
thobe	trousers

3 **Listening; speaking:** recognise clothes vocabulary  
 4 **Listening:** respond to instruction *Put on your ...*

## Lesson 2

1a Listen and read. Listen and match.   

a green shirt

a brown cap

a thobe


a red T-shirt



a ghotrah

blue trousers

black shoes



1b Cover and say. 

2 Circle and say.  





lion

ink



tiger



3 Trace and say.  






i i i i i i i i i i



l l l l l l l l l l



t t t t t t t t t t

4 Listen and number. Listen and say.   



shoes



T-shirt



thobe

**Grammar Focus**  
Put on your shirt.



cap





trousers




ghotrah

3 Writing; speaking: recognise and write letters i, l, t and say /i/, /l/ and /t/.  
4 Listening; reading; speaking: practise clothes vocabulary



## What are they ?

1 Listen and find. Listen and say.  



They are giraffes

2 Listen and answer.  

3 Listen and look. Listen and answer.  



4 Write and say.  



5 Listen and number. Listen and say.  



4 Writing; speaking: recognise and write letters a, c, e, o, d, g, q, i, l, t and say /æ/, /k/, /e/, /ɔ/, /d/, /kw/, /i/, /l/ and /t/.  
 5 Listening; speaking: revise clothes vocabulary