



↓ تم تحميل ملف المادة من مكتبة طلابنا  
زورونا على الموقع

[www.tlabna.net](http://www.tlabna.net)

مكتبه طلابنا تقدم لكم كل ما يحتاج المعلم والمعلمه والطلبة , الطبعات الجديده للكتب والحلول ونماذج الاختبارات والتحاثير وشروحات الدروس بصيغة الورد والبي دي اف وكذلك عروض البوربوينت.

المملكة العربية السعودية  
Kingdom of Saudi Arabia

رؤية  
2030  
المملكة العربية السعودية  
KINGDOM OF SAUDI ARABIA



وزارة التعليم  
Ministry of Education

Student's Book and Workbook  
كتاب الطالب والتمارين

# Get Ready

Elementary Stage  
Fourth Elementary Grade  
First Semester

المرحلة الابتدائية  
الصف الرابع الابتدائي  
الفصل الدراسي الأول

# 1

2019 / 2020 Edition طبعة ١٤٤٠ / ١٤٤١ هـ

# Rubric Glossary


Because of their importance in the learning experience, these rubric words have been translated into Arabic for the use of pupils and parents.

Answer	أجب		
Ask	اسأل		
Check	افحص	Stand up	
Circle	ضع دائرة حول		
Colour	لوّن		Sit down
Complete	أكمل		
Copy	انسخ	Open your books	
Count	عدّ		Listen
Cover	غط		
Do	نفذ - افعل	Look	
Draw	ارسم		Find
Find	جد		
Join	ألحق/ يلحق	Say	
Listen	استمع		Write
Look	انظر		
Match	طابق/ صل	Quiet	
Read	اقرأ		
Say	قل		
Trace	تتبع		
Write	اكتب		

# Contents

<b>Student's Book Units</b>	<b>Page</b>	<b>Workbook Units</b>	<b>Page</b>
Welcome Unit	4		
1 Hello	6	1 Hello	59
2 My family	10	2 My family	62
Revision 1	14	Revision 1	65
Saudi Stars 1	16		
3 My room	18	3 My room	67
4 My classroom	22	4 My classroom	70
Revision 2	26	Revision 2	73
Saudi Stars 2	28		
Progress check 1	30		
5 Animals	32	5 Animals	75
6 Zoo	36	6 Zoo	78
Revision 3	40	Revision 3	81
Saudi Stars 3	42		
7 My toys	44	7 My toys	83
8 My clothes	48	8 My clothes	86
Revision 4	52	Revision 4	89
Saudi Stars 4	54		
Progress check 2	56		

# Welcome

Listen and say.  



Ali



Sarah



listen



say



write



draw



read



trace



count



look



find



colour



# 1 Hello

Lesson Link





www.iem.edu.sa

## Lesson 1

1 Listen and find. Listen and say.  



2 Listen and find. Listen and say.  



6

- 1 **Listening; speaking:** introductions
- 2 **Listening; speaking:** introduce colours

3 Listen and find.



### Word box

red blue yellow  
car girl boy




4 Listen and find. Listen and say.

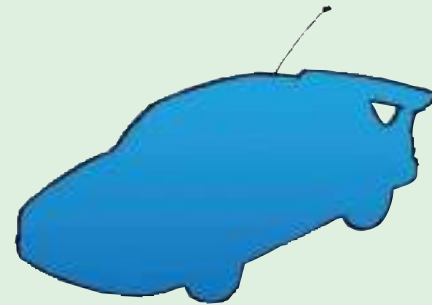
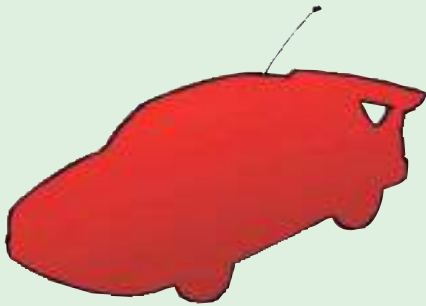
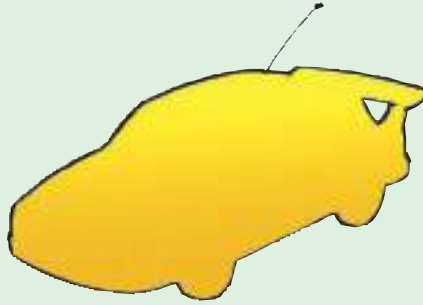



3 **Listening:** understand new vocabulary  
4 **Listening:** introduce colours



## Lesson 2

1a Listen and find. 



1b Say. 



A red car.


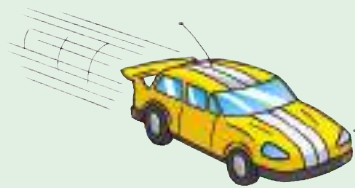

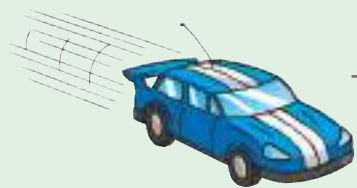
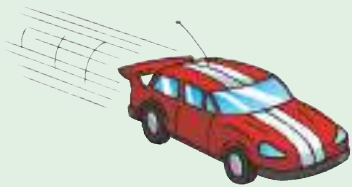
A yellow boy.





Say hello.  
Hello! My ...  
What's ...?





2 Trace and say.  



3 Listen and say.  

a, b, c, d, e, f

4 Listen and say. Listen and tick.   

**Grammar Focus**

What's this?

A car.

Is she a girl?

Yes.



- 2 **Writing; speaking:** practise left to right pencil movements
- 3 **Listening; speaking:** introduce letter names and sounds a, b, c, d, e, f
- 4 **Listening; speaking:** revise vocabulary



# 2 My family

Lesson Link



www.iem.edu.sa

## Lesson 1

1 Listen and find. Listen and say.  






## Listen!

### Thank you!

You will hear your teacher say this in your English lessons. Do you know what it means?









You could say it too!

2 Listen and find. Listen and say.  





10

- 1 **Listening; speaking:** introduce family vocabulary
- 2 **Listening; speaking:** introduce vocabulary – numbers *one, two, three*

3 Listen and find. Listen and count.         1 2 3

**Word box**  
 mother father sister brother one two three ball



4 Listen and find. Listen and say.  





3 **Listening:** recognise family and other vocabulary  
 4 **Listening:** revise colours and numbers

## Lesson 2

Lesson Link



www.iem.edu.sa













1 Listen and say.  



1 yellow. Who's this?




















Saudi Values



Who's in your family?

			
1			
2			
3			



2 Trace and say.  






3 Trace and say.  

4 Listen and say.    
*g, h, i, j, k, l*

**Grammar Focus**  
 Who's this?  
 My father.

5 Listen and say. Listen and tick.   

<input type="checkbox"/>		<input type="checkbox"/>		<input type="checkbox"/>		<input type="checkbox"/>		<input type="checkbox"/>	
--------------------------	---	--------------------------	---	--------------------------	--	--------------------------	---	--------------------------	---


3 **Writing; speaking:** practise left to right pencil movements  
 4 **Listening; speaking:** introduce letter names and sounds *g, h, i, j, k, l*  
 5 **Listening; speaking:** revise family vocabulary


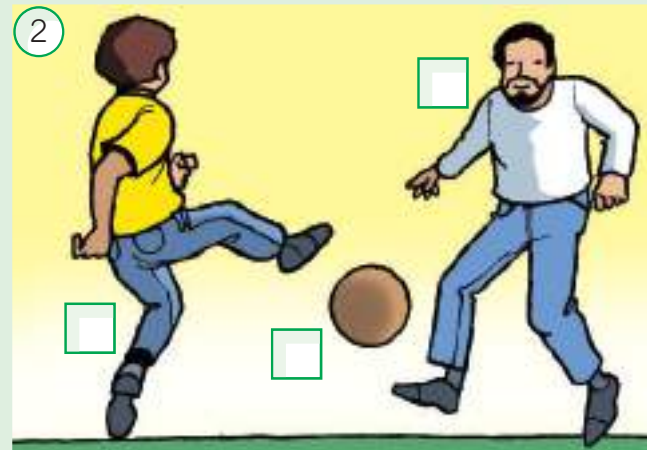
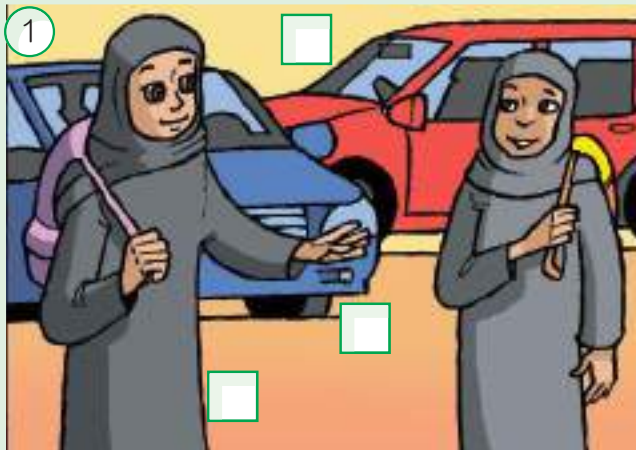
# Revision 1

Lesson Link

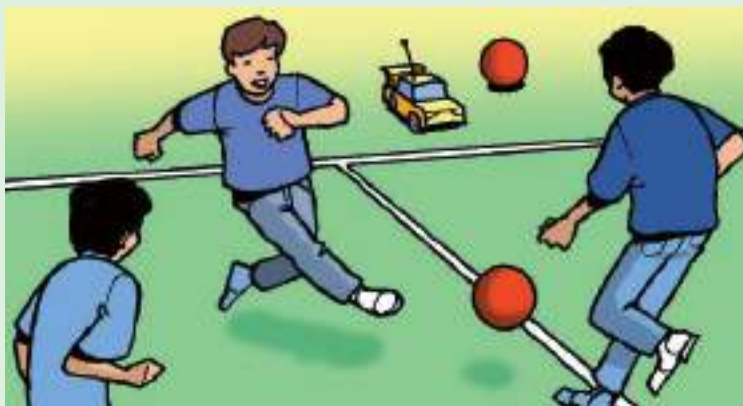


www.iem.edu.sa

1 Listen and number. 






2 Look, complete and say. 





1			
2			
3			


2 red ...

3 Look, listen and say **Yes** or **No**. Circle **Yes** or **No**.   





- 1 Yes No
- 2 Yes No
- 3 Yes No
- 4 Yes No
- 5 Yes No

4 Listen and say about you.  

5 Draw a picture. 



6 Listen, repeat and say.  

- 3 **Listening; speaking:** revise vocabulary
- 4 **Speaking:** students talk about themselves
- 5 **Speaking:** students talk about themselves
- 6 **Literacy:** revise letter names and sounds a to f





# SAUDI STARS 1

Lesson Link



www.ien.edu.sa

1 Who is it?



2a Listen and chant. 




2b Say your own chant. 

3 Listen and match. 



- May
- Khalid
- Andy
- Maria



4 Project: Ask and answer. 





# 3 My room

## Lesson 1

1 Listen and find. Listen and say.  

1



2



3





4



5



2 Listen and find. Listen and say.  

4



5





6





3 Listen and find. Listen and count.          4 5 6



4 Listen and say.  

**Word box**

chair	orange
table	green
door	purple
window	four
bed	five
train	six

5 Listen and find. Listen and say.  

1 2 3 4 5 6

- 3 **Listening:** recognise household and other vocabulary
- 4 **Listening; speaking:** ask and answer questions with *What's this?*
- 5 **Listening; speaking:** revise numbers 1 to 6

## Lesson 2



## 1 Listen. Ask and answer.

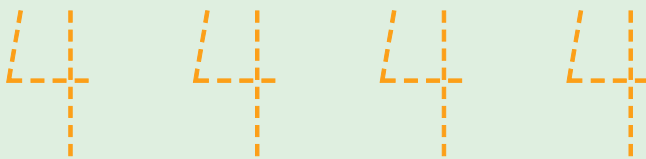


What's this?

It's a door.






## 2 Trace and say.





Saudi Values

What is in your room?




3 Trace and say.  



4 Listen and say.  

**m, n, o, p, q, r, s**

**Grammar Focus**  
 What's this?  
 It's a door.

5 Listen and number. Listen and say.   





- 3 **Writing; speaking:** practise left to right pencil movements
- 4 **Listening; speaking:** introduce letter names and sounds *m, n, o, p, q, r, s*
- 5 **Listening; speaking:** revise household vocabulary





# 4 My classroom

## Lesson 1

1 Listen and find. Listen and say.  



2 Listen and find. Listen and say.  


7

8

9

10

3a Listen and find. Listen and count.



3b Listen and say.



4 Listen and find. Listen and say.



### Word box

table	bag	ten
pen	seven	white
pencil	eight	black
book	nine	brown

1 2 3 4 5 6 7 8 9 10

3a **Listening:** recognise vocabulary  
 3b **Listening; speaking:** use vocabulary  
 4 **Listening; speaking:** revise numbers 1 to 10





## Lesson 2

1 Listen and join.  

3



4




2



5





6



1




2 Trace and say.  

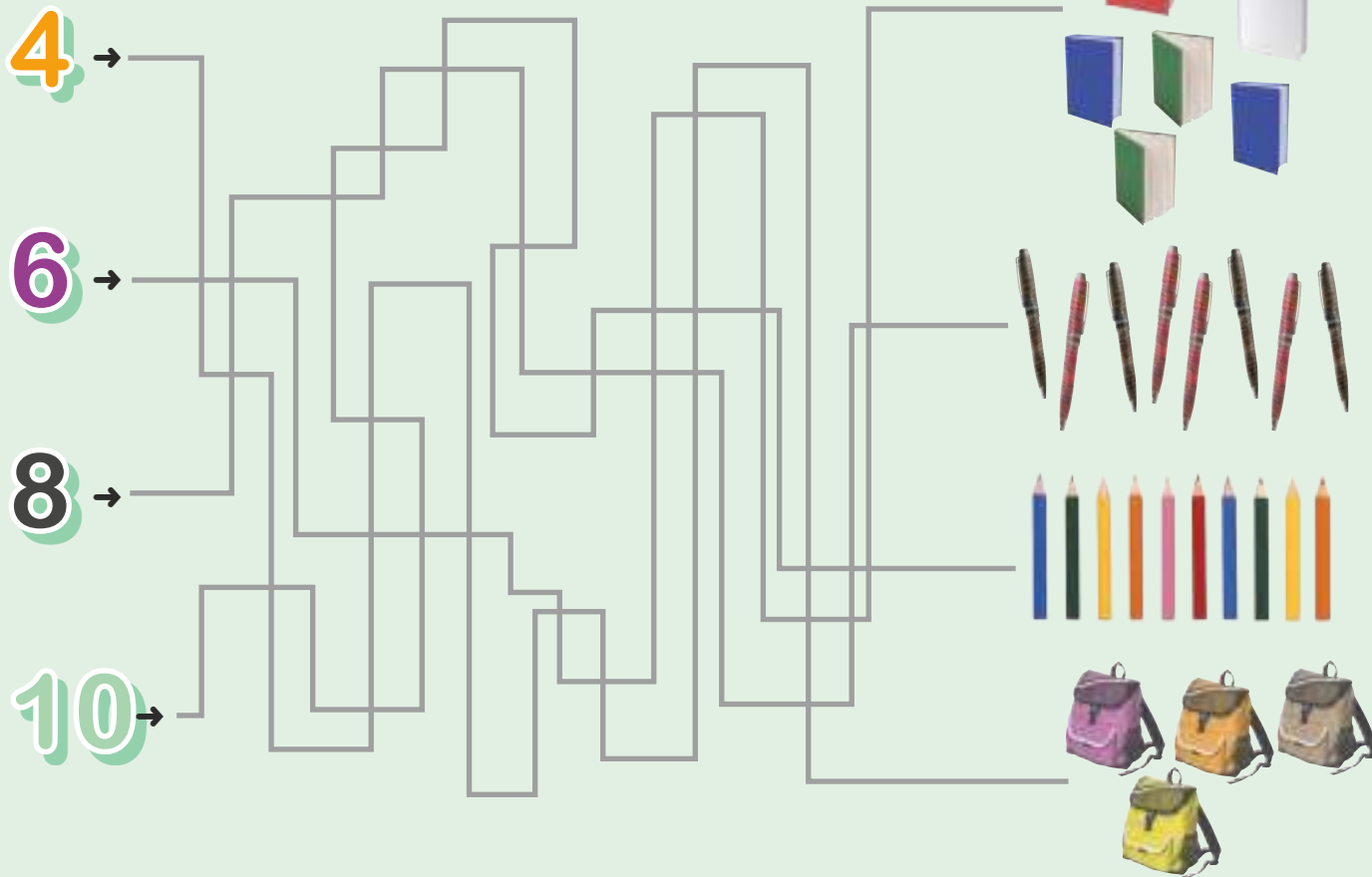
7 7 7 7 7 7 7


8 8 8 8 8 8 8 8

9 9 9 9 9 9 9 9 9


10 10 10 10 10 10 10 10 10 10

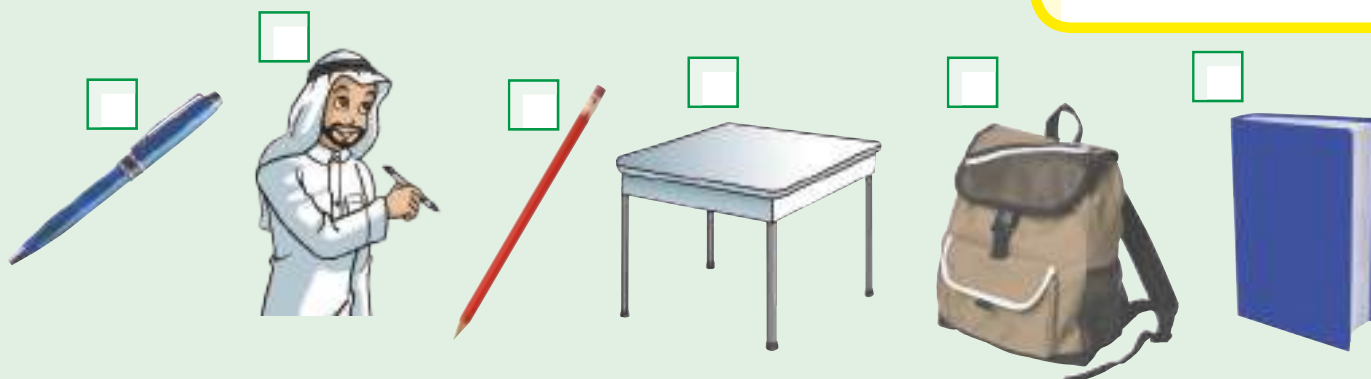
3 Trace and say. 



4 Listen and say. 

t, u, v, w, x, y, z

5 Listen and number. Listen and say. 



### Grammar Focus

Is it a table?

Yes. It is.

Is it brown?

No. It isn't.



- 3 **Writing; speaking:** practise left to right pencil movements  
 4 **Listening; speaking:** introduce letter names and sounds t, u, v, w, x, y, z  
 5 **Listening; speaking:** revise classroom vocabulary

# Revision 2



Lesson Link





www.ien.edu.sa


1 Listen and find. Listen and say.  





2 Listen and count. Listen and write.  



3 Say what's in your bag. 



4 Listen and say.  

- 2 **Listening; writing:** revise colours and numbers
- 3 **Listening; speaking:** ask and answer short *yes/no* questions
- 4 **Listening; speaking:** revise letters names and sounds



# SAUDI STARS 2


Lesson Link





www.ien.edu.sa



1 Say the words. Then listen and check.  

1 **6** +   =

2 **10** +   =

3 **5** +   =

2 Listen and find. Listen and say.  


3 Listen and say.  



4 Listen and look. 



5 Project: Tell your partner about your room. 



# Progress check 1

1 Write the missing numbers. 

Example

2 3 4

3 1 3

1 4 2

4 3 5

2 7 9

5 8 10

2 Listen and tick ✓. 

5

Example











1











2










3










4





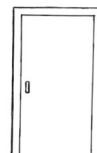





5










5

3 How many? Count and write.  



Example  1      4  \_\_\_\_\_      8  \_\_\_\_\_

1  \_\_\_\_\_      5  \_\_\_\_\_      9  \_\_\_\_\_

2  \_\_\_\_\_      6  \_\_\_\_\_      10  \_\_\_\_\_

3  \_\_\_\_\_      7  \_\_\_\_\_

10

4 Listen and answer. 



5

25





# 5 Animals

Lesson Link



www.iem.edu.sa

## Lesson 1

1 Listen and find. Listen and say.  

1



2



3



4





5



6



2 Listen, read and say.  



## Look!

Vowels can have a short sound or a long sound:


### Short sounds

cat red big orange  
Mum

### Long sounds

car green I door  
purple

3 Listen and find. Listen and count.



4 Listen and say.



### Word box




goat	cat
chicken	rabbit
horse	dog

3 **Listening:** recognise animal vocabulary

4 **Listening; speaking:** ask and answer questions with *What's this?*

## Lesson 2



1 Listen and read. Listen and match.   

chicken

dog


cat



horse

goat

rabbit



2 Cover and say. 

3 Circle and say.  

apple



Saudi Values

What's your favourite animal?



Grammar Focus

What's this?

It's a cat.

cat






4 Trace and say.  



a a a a a a a a a



c c c c c c c c c c

5 Listen and number. Listen and say.   



cat




chicken



rabbit



goat



horse





dog


- 3 **Reading; speaking:** recognise letters a, c and say /æ/ and /k/
- 4 **Writing; speaking:** recognise and write letters a, c and say /æ/ and /k/
- 5 **Listening; reading; speaking:** practise animal vocabulary





# 6 Zoo

## Lesson 1

1 Listen and find. Listen and say.  



2 Listen, read and say.  



3 Listen and find. Listen and count.



4 Listen and find. Listen and answer.



**Word box**

giraffe	fish
elephant	rabbit
tiger	lion




- 3 **Listening:** recognise animal vocabulary
- 4 **Listening; speaking:** ask and answer questions with *What are they?*

## Lesson 2

Lesson Link



www.iem.edu.sa

1 Listen and read. Listen and match.   

giraffe



lion




bird

fish

tiger





2 Cover and say. 



### Saudi Values

Where can you see these animals?



3 Circle and say.  

elephant






orange



4 Trace and say.  

  e e e e e e e e e e

  o o o o o o o o o o


5 Listen and number. Listen and say.   



lion




tiger



bird




fish



giraffe



monkey



elephant

3 Reading; speaking: recognise letters e, o and say /e/ and /o/  
 4 Writing; speaking: recognise and write letters e, o and say /e/ and /o/  
 5 Listening; reading; speaking: practise animal vocabulary





# Revision 3


Lesson Link



www.iem.edu.sa

1 Read, circle and say.  

1



It's a horse.

2



3



horse

giraffe

lion

chicken

cat

monkey

4



5



6



tiger



bird

rabbit

elephant

goat

fish

2 Listen and find. Listen and say.  



40

1 **Reading; speaking:** understand and practise animal vocabulary  
2 **Listening; speaking:** revise animal vocabulary

3 Read and say.


Two chickens plus five chickens equals seven chickens.




4 Ask, match and answer.

What are they?

They're chickens.



5 Trace and say.



- 3 **Reading; speaking:** revise numbers and animal vocabulary
- 4 **Speaking:** Ask and answer questions with *What are they?*
- 5 **Literacy:** reading and writing letters *a, c, e, and o*


# SAUDI STARS 3

Lesson Link



www.ien.edu.sa

1 How many animals can you find in 1 minute?



\_\_\_\_\_



\_\_\_\_\_



\_\_\_\_\_



\_\_\_\_\_



\_\_\_\_\_



\_\_\_\_\_



\_\_\_\_\_


2 Listen and chant. We love the zoo! 



3 Listen, match and say.   





4 **Project:** Draw your favourite animal. Can you write the name?  
Show the class.  









# 7 My toys

## Lesson 1

1 Listen and find. Listen and say.  



2 Listen, read and say.  



3 Listen and find. Listen and count.



### Word box

doll

boat

train

yo-yo

aeroplane

car

robot

computer game



4 Listen and find. Listen and answer.



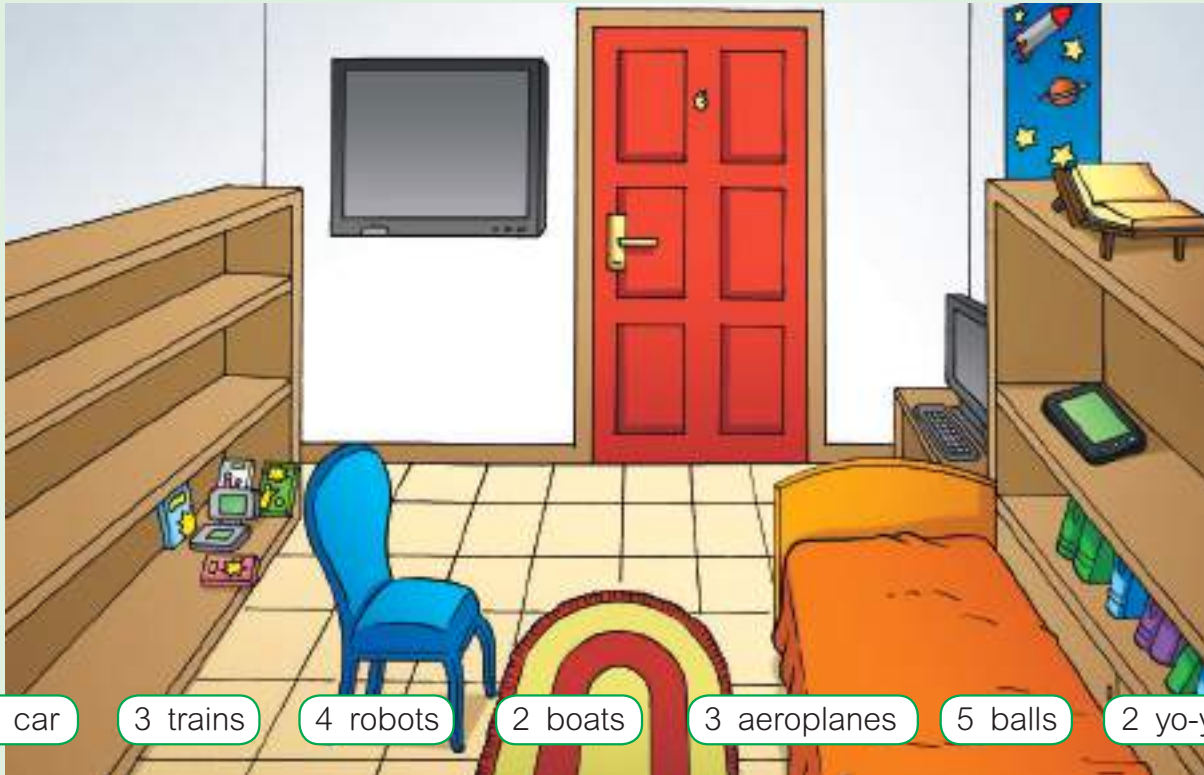
3 **Listening:** recognise toys and transport vocabulary

4 **Listening; speaking:** ask and answers questions with *What's your favourite toy?*



## Lesson 2

- 1 Listen and read. Listen and draw.   



1 car

3 trains



4 robots

2 boats

3 aeroplanes

5 balls

2 yo-yos

- 2 Circle and say.  

doll



goat





quiet






Saudi Values

Keep your room tidy.

3 Trace and say.  




4 Listen and number.  
Listen and say.   

**Grammar Focus**  
What's your favourite toy?  
My favourite toy is a ...



doll



yo-yo




robot



aeroplane



car



train



boat



ball



computer game



3 **Writing; speaking:** recognise and write letters *d, g, q* and say /d/, /g/ and /kw/  
4 **Listening; reading; speaking:** practise toy and transport vocabulary







# 8 My clothes

## Lesson 1

1 Listen and find. Listen and say.  



2 Listen, read and say.  



3 Listen and find. Listen and say.



4 Listen and do.



**Word box**

- |       |          |
|-------|----------|
| shirt | T-shirt  |
| shoes | shmagh   |
| cap   | coat     |
| thobe | trousers |



What do you wear?

- 3 **Listening; speaking:** recognise clothes vocabulary
- 4 **Listening:** respond to instruction *Put on your ...*



## Lesson 2

1a Listen and read. Listen and match.



a green shirt

a brown cap



a thobe

a red T-shirt

a shmagh

blue trousers

black shoes



1b Cover and say.



2 Circle and say.





lion


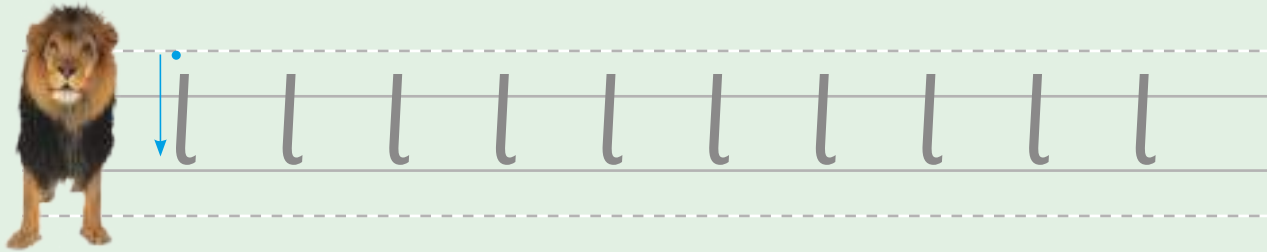
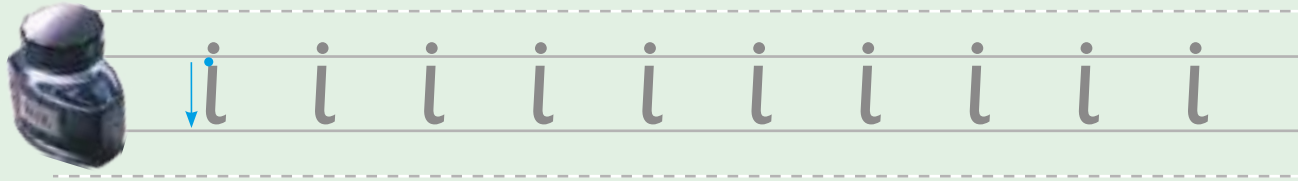
ink






tiger



3 Trace and say.  



4 Listen and number. Listen and say.   



shoes



T-shirt



thobe

**Grammar Focus**  
Put on your shirt.



cap



trousers



shmagh



3 **Writing; speaking:** recognise and write letters *i*, *l*, *t* and say /i/, /l/ and /t/  
4 **Listening; reading; speaking:** practise clothes vocabulary


# Revision 4



Lesson Link




www.ien.edu.sa

1 Listen and find. Listen and say.  







2 Listen and answer.  



3 Listen and look. Listen and answer.  

52

- 1 **Listening; speaking:** revise vocabulary
- 2 **Listening; speaking:** questions answer with *What does a ... say?*
- 3 **Listening; speaking:** ask and answer questions with *What colour are the ...?*

4 Write and say.  



5 Listen and number. Listen and say.  



4 **Writing; speaking:** recognise and write letters a, c, e, o, d, g, q, i, l, t and say /æ/, /k/, /e/, /o/, /d/, /kw/, /i/, /l/ and /t/  
 5 **Listening; speaking:** revise clothes vocabulary


# SAUDI STARS 4

Lesson Link



www.iem.edu.sa

1 Ask and answer.




What's your favourite toy?

D purple.


A boat?



Yes.

	d	g	q	i	l	t

2 Listen and chant. Act it out. 



3 Listen and read. 





# Progress check 2

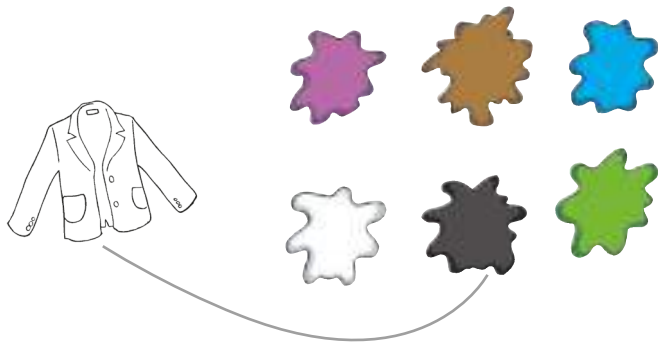
1 Listen and circle.   Example



2 Listen and match.  



Example



3 Write the letters.

Example



s q i l t a c e o d

C

1



\_\_\_\_\_

2



\_\_\_\_\_

3



\_\_\_\_\_

4



\_\_\_\_\_

5



\_\_\_\_\_

6



\_\_\_\_\_

7



\_\_\_\_\_

8



\_\_\_\_\_

9



\_\_\_\_\_

10



\_\_\_\_\_

10

4 Listen and answer.



1



2



3



4



5

5



25

المملكة العربية السعودية  
Kingdom of Saudi Arabia



وزارة التعليم  
Ministry of Education

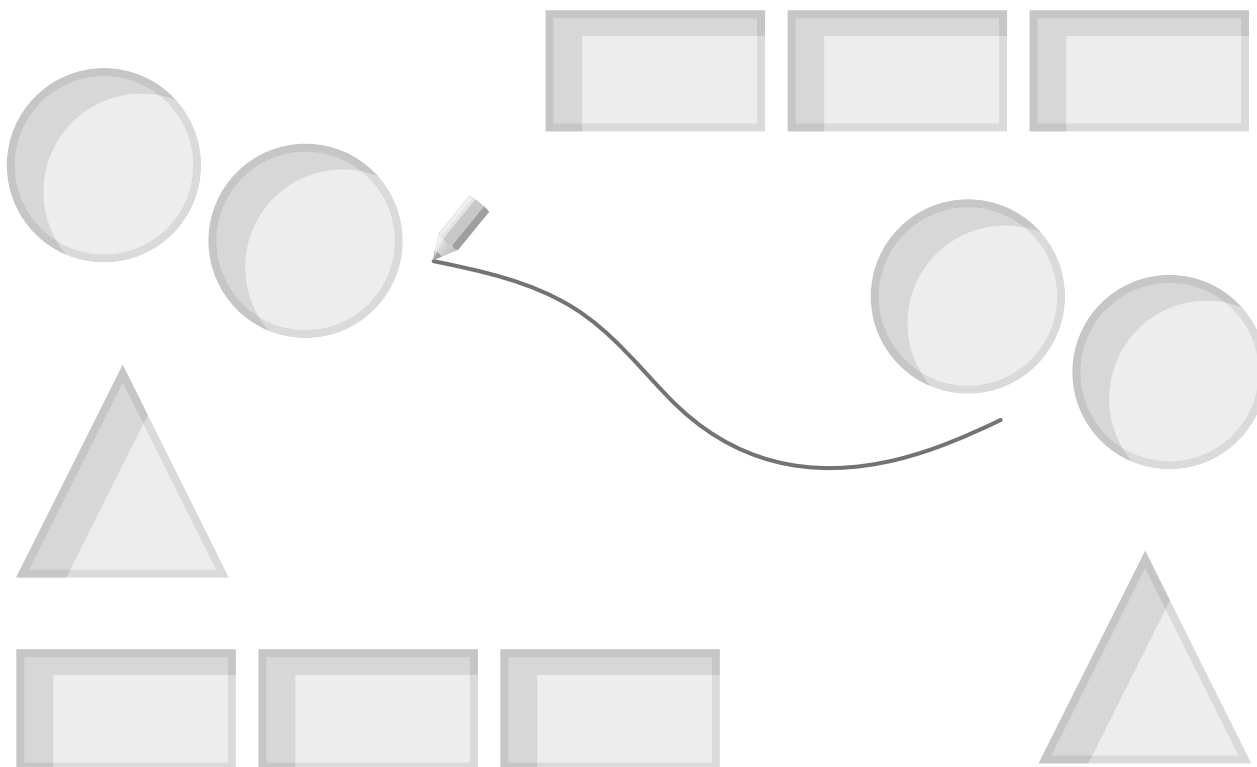
Workbook

# Get Ready

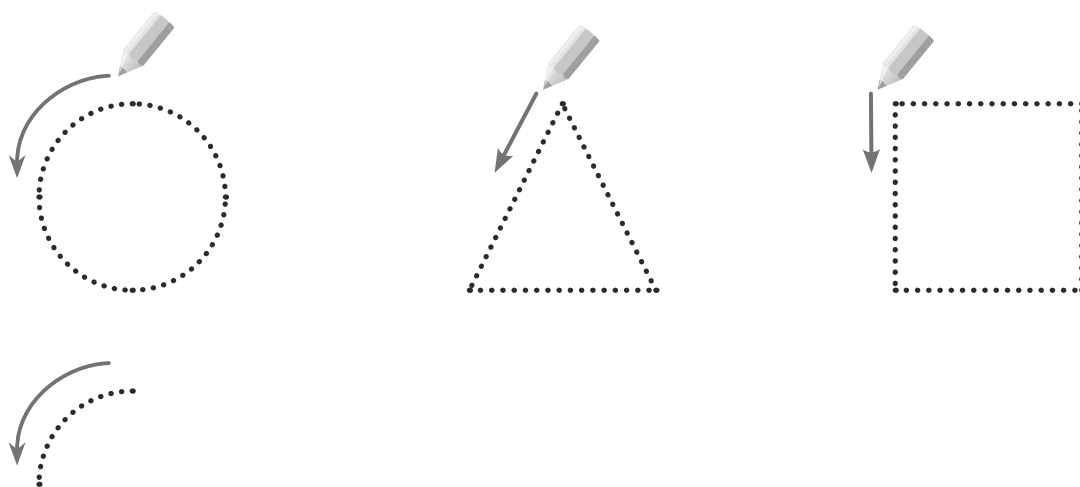
1

# 1 Hello

## 1 Match.




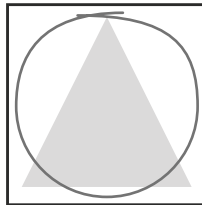








## 2 Trace and draw.













- 1 **Pre-reading:** identify shapes
- 2 **Writing:** practise left to right pencil movements

### 3 Find and circle.





1     





2     





3     

4     




### 4 Follow the lines.


   

5 Trace.



6 Trace.



5 Writing: practise left to right pencil movements  
6 Writing: practise left to right pencil movements


# 2 My family

1 Trace and write.


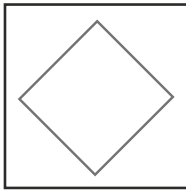

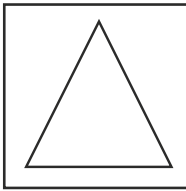
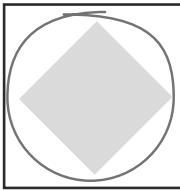
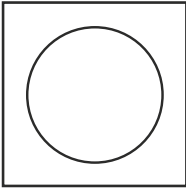

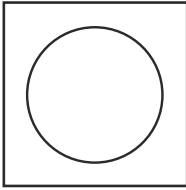
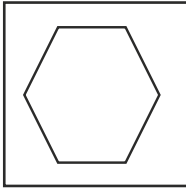











1 2 3




2 Match.






**3 Find and circle.**

①					
②					
③					
④					

**4 Trace.**



3 Pre-reading: identify shapes  
 4 Writing: practise left to right pencil movements



5 Trace and find.



6 Count and write.



1




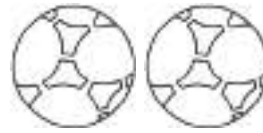
\_\_\_\_\_



\_\_\_\_\_

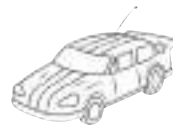
# Revision 1

1 Write numbers 1, 2 or 3.



2 Circle and say what doesn't fit.

1



2



3

3

2



4



1



3 Colour. Say the colour.


1



2

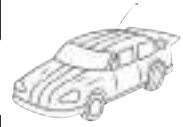




3


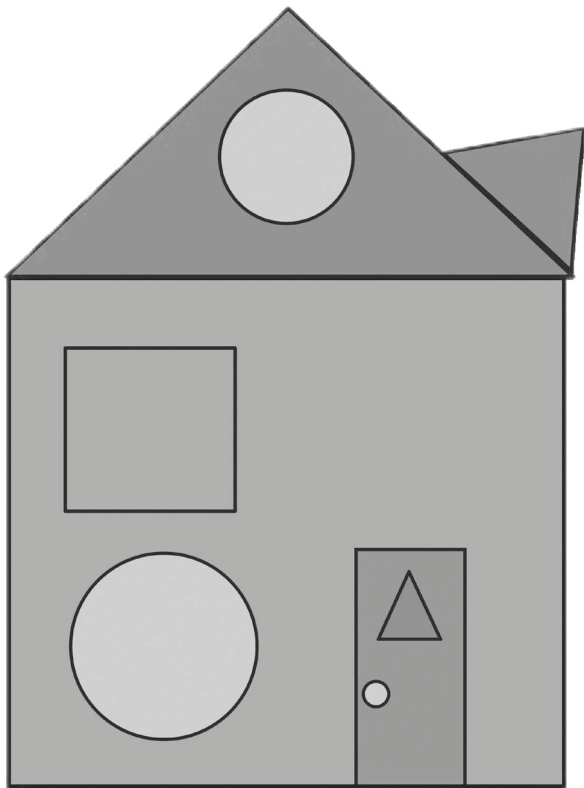


- 1 **Writing:** write numbers 1 – 3
- 2 **Pre-reading:** practise vocabulary sets
- 3 **Pre-reading:** practise colours

4 Trace and say.



5 Find and trace. Write how many.



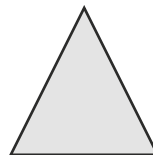
\_\_\_\_\_



\_\_\_\_\_



\_\_\_\_\_



\_\_\_\_\_


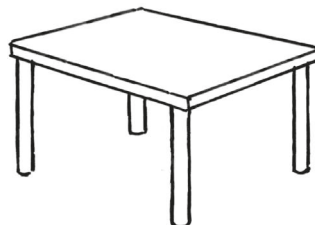

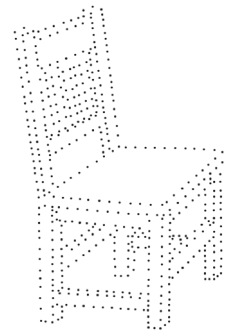
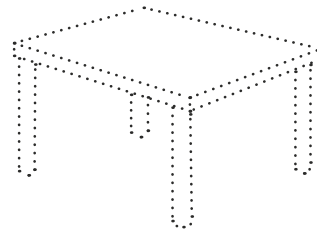

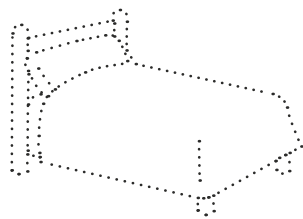

# 3 My room

1 Trace and write.

4 5 6



2 Trace and match.




- 1 **Writing:** write numbers 4–6
- 2 **Pre-reading:** practise vocabulary

3 Match.


4

5

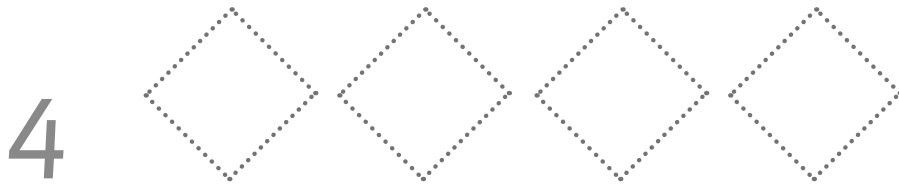
6



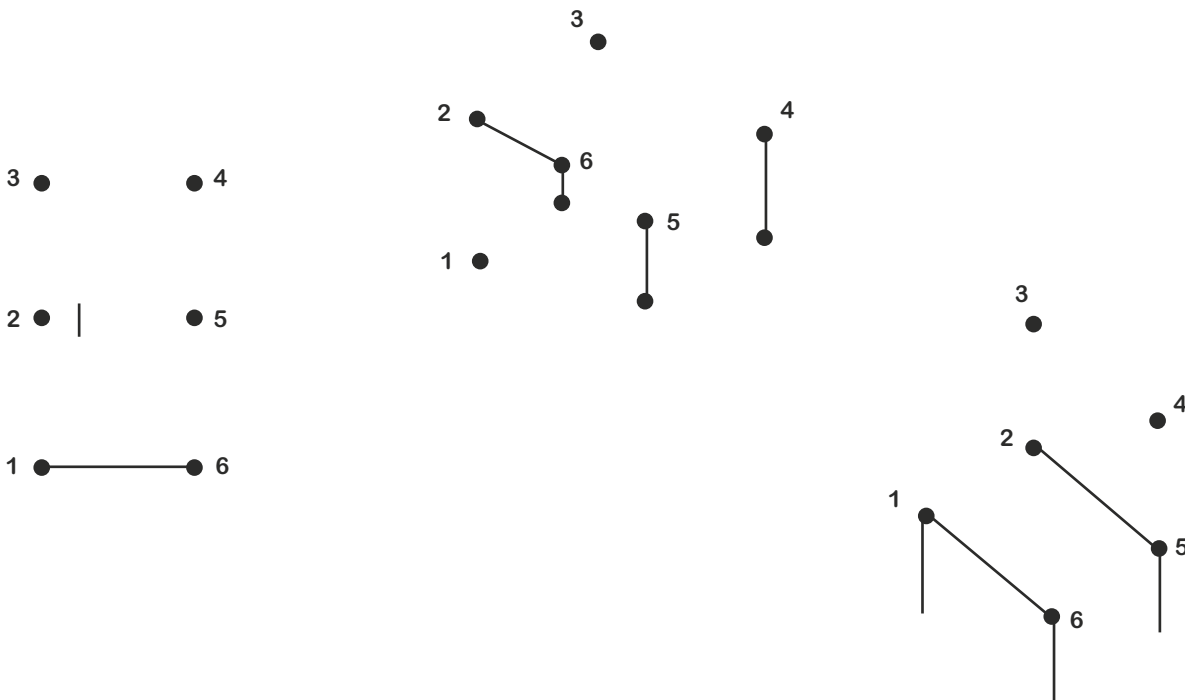
4 Find and circle.



5 Trace.




6 Join.



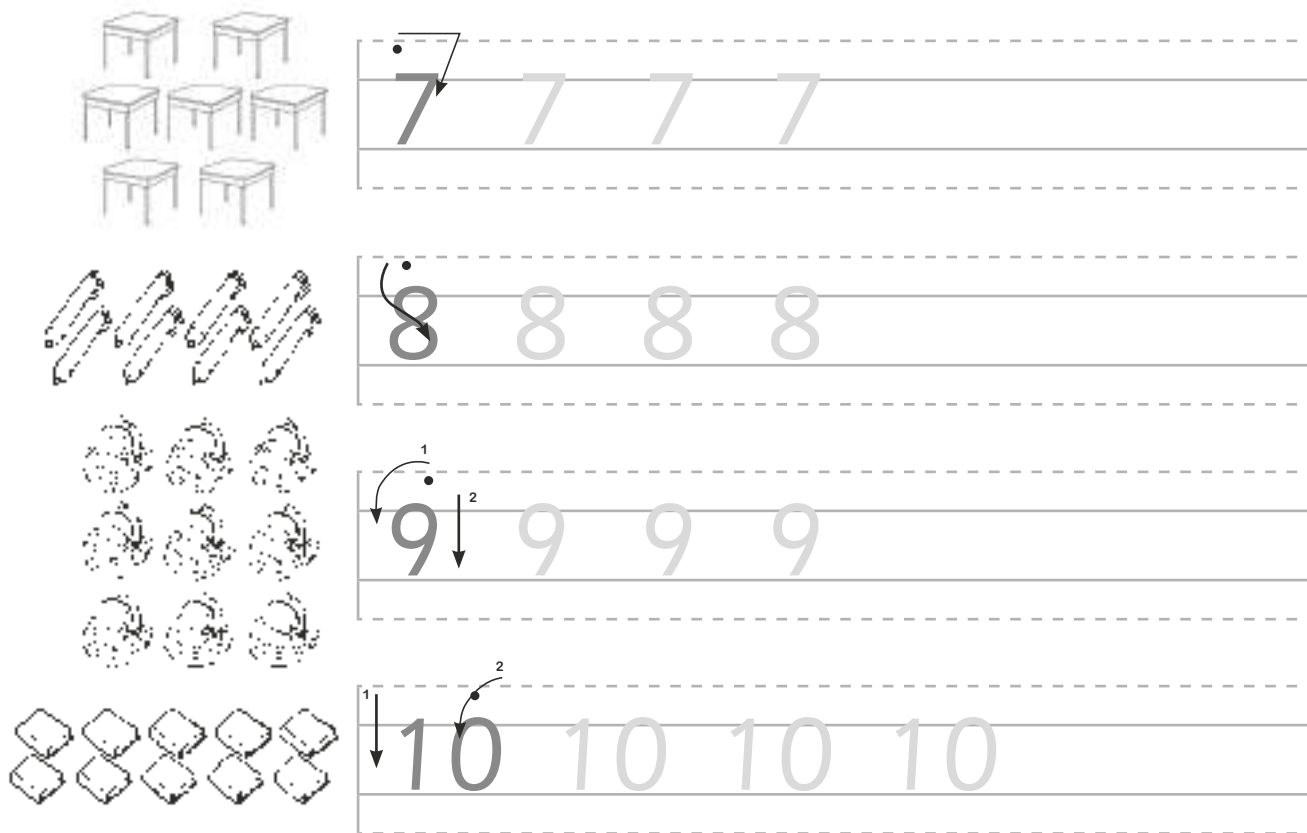
5 Reading; writing: recognise shapes and practise pencil movements  
 6 Reading: read numbers 1–6

# 4 My classroom

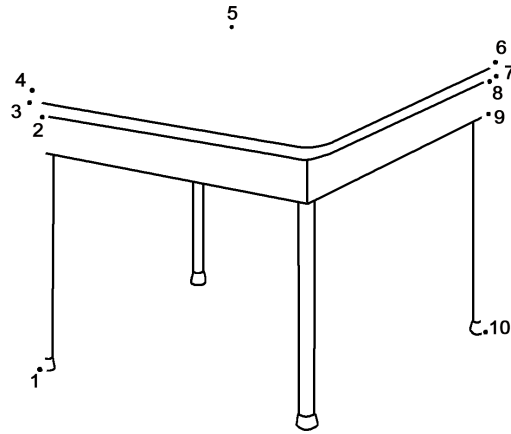
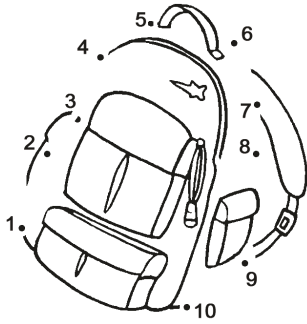

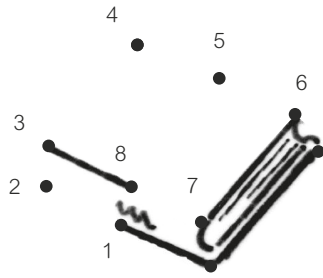
1 Trace and match.



2 Trace and copy.



3 Join.



4 Find and circle.



3 Reading: read numbers 1–10  
 4 Reading; writing: recognise shapes




## 5 Trace and complete.



## 6 Count and write.



10



# Revision 2

1 Trace and copy.

1      2      3      4      5

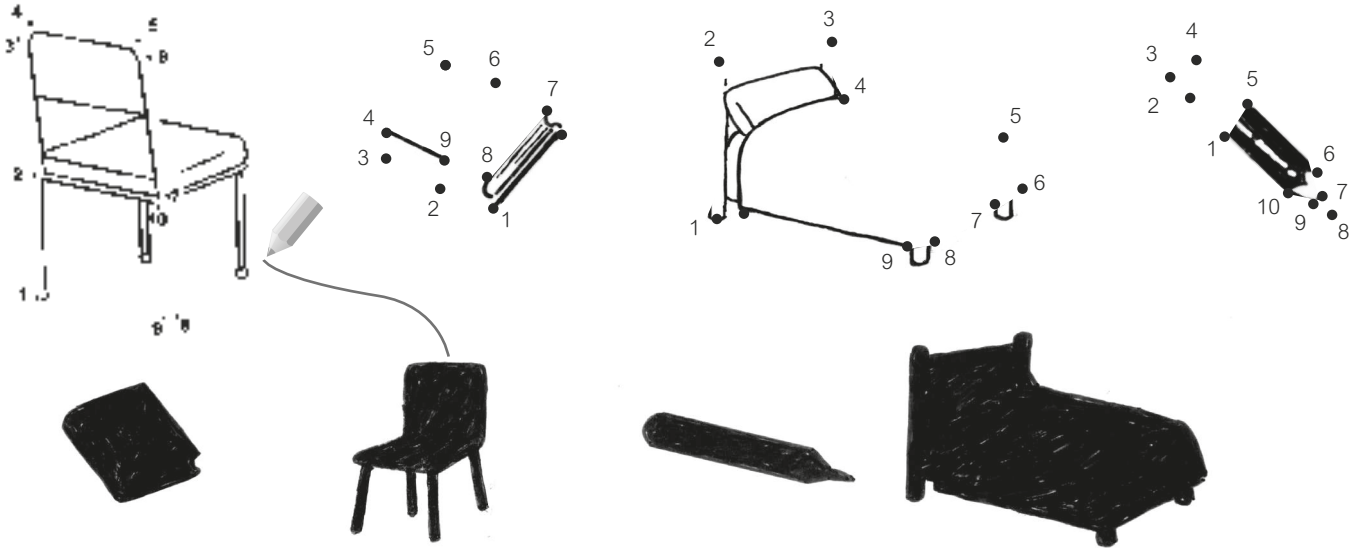
6      7      8      9      10

1      \_\_\_\_\_      \_\_\_\_\_      \_\_\_\_\_      \_\_\_\_\_

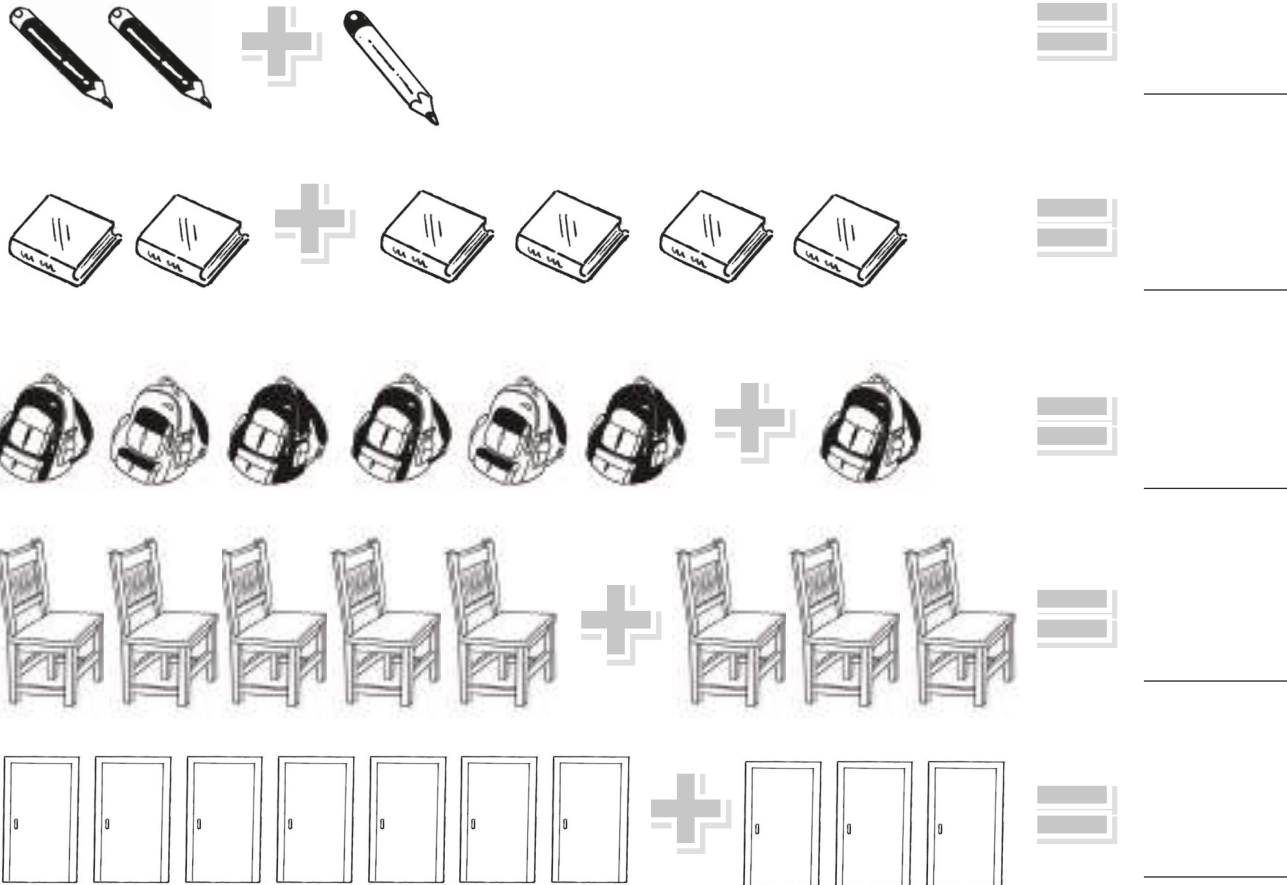
\_\_\_\_\_

1 Writing: write numbers 1–10

## 2 Join and match.




## 3 Think and write.



# 5


# Animals

1 Trace and count.



6


2 Find and circle.




- 1 Pre-reading; writing: recognise and count animals; write numbers 1-10
- 2 Reading: recognise shapes

## 3 Read and number.

1 chicken




2 dog



3 cat




4 horse



5 goat

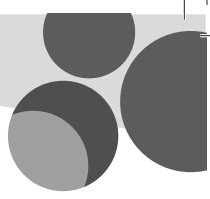


6 rabbit



## 4 Trace and copy.





5 Find a and c. Circle.

a  bag  goat  rabbit

c  pencil  cat  chicken

6 Copy.

a A . . . . .

c C . . . . .

7 Write a and c.

 \_at


 r\_\_bbit

 go\_\_t

- 5 Reading: identify letters a and c
- 6 Writing: write letters Aa and Cc
- 7 Writing: write letters a and c


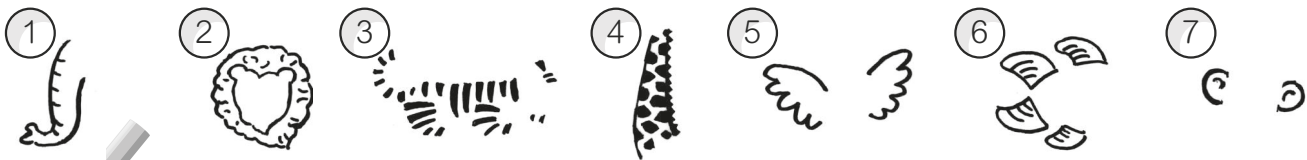
# 6 Zoo

1 Trace and count.



2

2 Match.



3 Find and circle.

E	→	O	e	o	E	O	o	e	E	E	e
e	→	e	O	e	E	e	o	E	O	e	e
O	→	o	o	O	E	o	e	E	O	e	o
o	→	E	e	E	o	O	o	e	E	O	o

4 Trace and copy.

e e e

E E E

O O O

O O O



## 5 Read and number.

1 giraffe






2 lion

3 fish

4 bird

5 tiger


6 elephant



## 6 Copy.



## 7 Write e and o.




# Revision 3

1 Match and say.



2 Trace the letters that match the objects.



- 1 Reading; speaking: recognise shapes and say vocabulary
- 2 Reading; writing: read and write letters a, c, e, o

3 Read, say and trace. How many letters?





1 a goat rabbit giraffe cat \_\_\_\_\_

2 c cat black car \_\_\_\_\_

3 e elephant chicken monkey \_\_\_\_\_

4 o dog horse orange lion \_\_\_\_\_

4 Complete the animals. Read and count. How many animals?

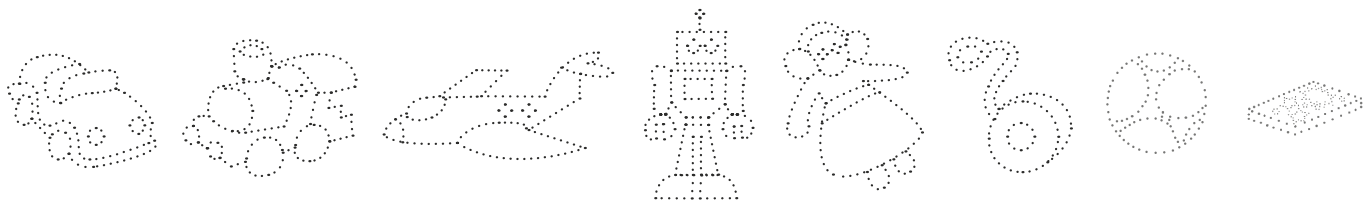


cats  giraffes  birds  elephants  tigers

# 7


# My toys

1 Trace and count.



4

2 Match.



- 1 Reading; writing: identify shapes, count and write numbers
- 2 Pre-reading: match related objects

### 3 Read and number.

1 car

2 train

3 robot

4 boat





5 aeroplane

6 doll

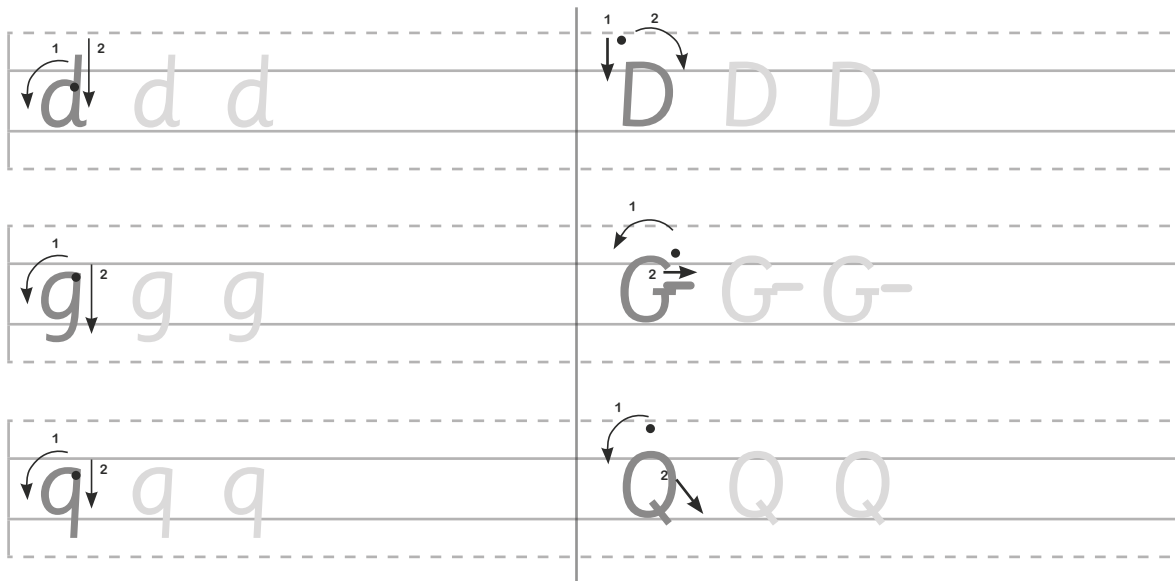
7 yo-yo

8 computer game

9 ball






### 4 Trace and copy.



5 Find d and g. Circle.

d  door  doll  bed

g  dog  goat  girl

6 Copy.







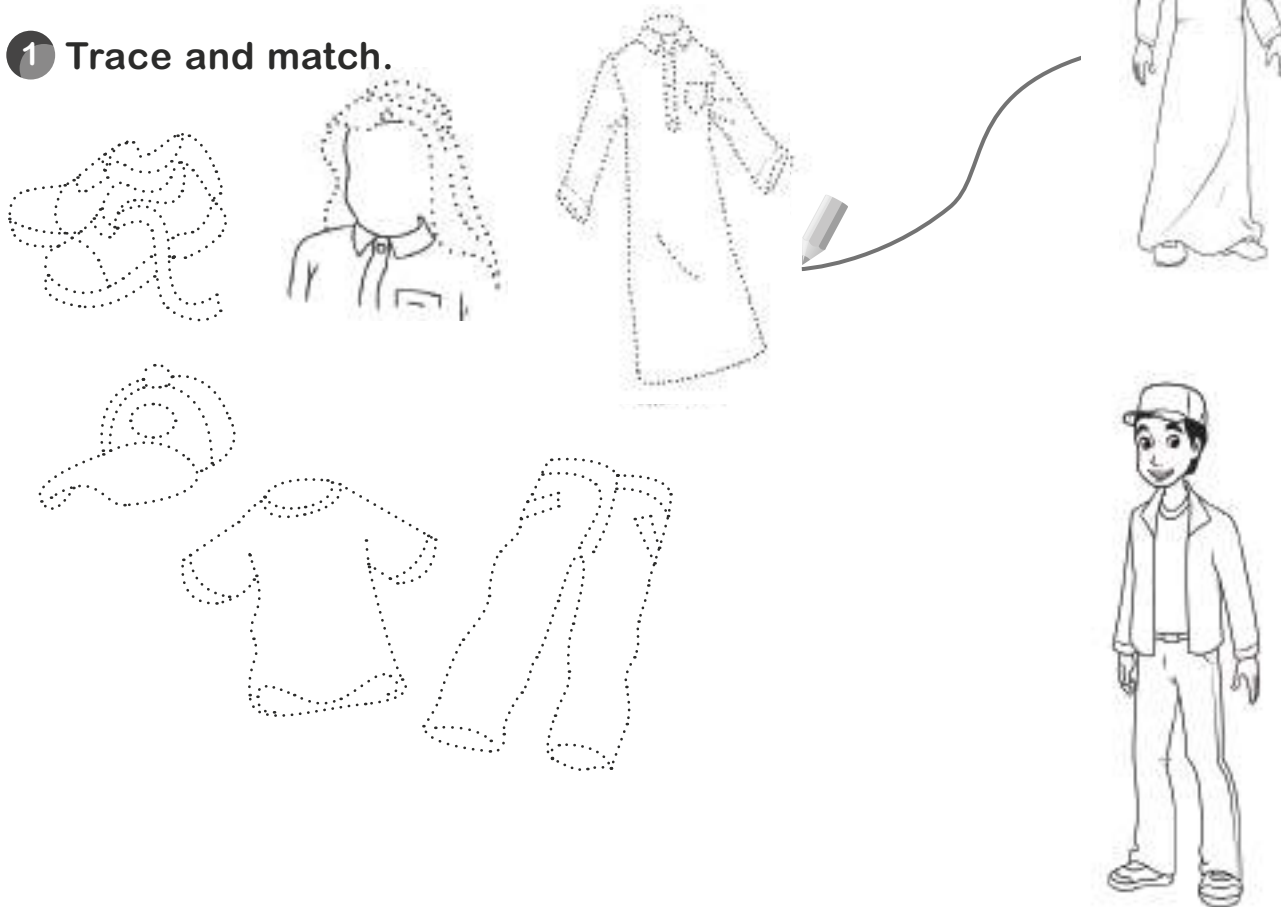
7 Write d and g.

 \_\_\_oll  ba\_\_\_  \_\_\_o\_\_\_

- 5 Reading: identify letters *d* and *g*
- 6 Writing: write letters *dD*, *gG* and *qQ*
- 7 Writing: write letters *d* and *g*

# 8 My clothes

1 Trace and match.



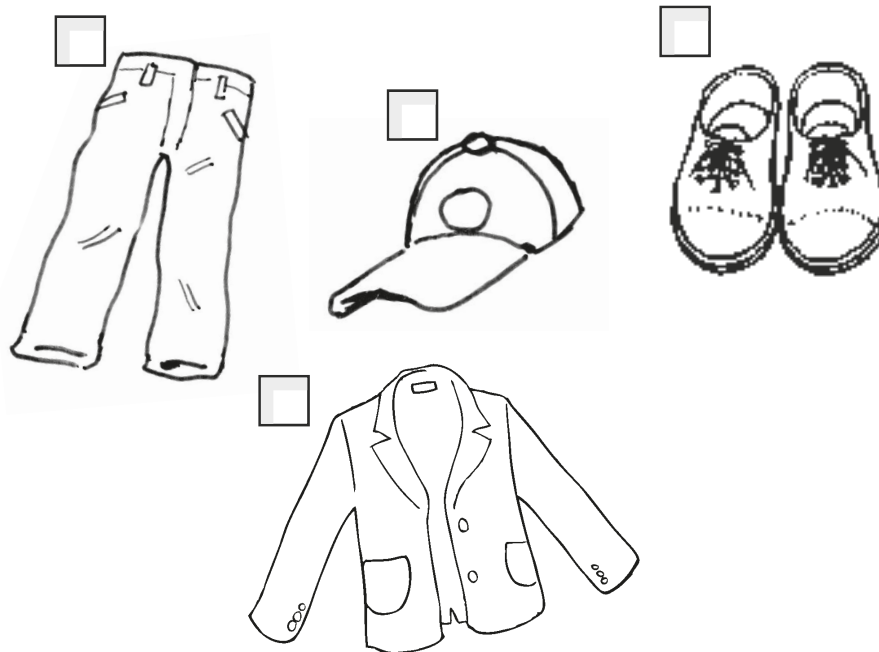
2 Read and number.

1 cap

2 coat

3 shoes

4 trousers

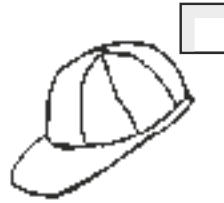


3 Read, number and colour.


1 a green shirt



2 a purple cap



3 a white thobe



4 a red T-shirt



5 blue trousers



6 black shoes

4 Trace and copy.


3 Reading: recognise and read words  
 4 Writing: write letters *i*, *l*, *T* and *t*



5 Find i, l and t. Circle.

i  tiger  fish  rabbit

l  pencil  elephant  lion

t  goat  train  thobe

6 Trace and copy.










7 Write i, l and t.



 f\_\_sh  \_\_ion  \_\_iger

# Revision 4

## 1 Match.


d    c 


 g   a


o  e  t


l


## 2 Write.


1  \_og


2  \_oat


3  \_ap

4  \_pple

5  \_rain

6  \_ion

7  \_lephant


8  \_range

1 Reading: identify and match letters with vocabulary  
2 Writing: write letters a, c, d, e, g, l, o and t

3 Find, circle and write.



d	o	l	l	a	c
t	e	g	b	e	d
g	o	a	t	a	e
g	b	a	g	e	t
g	d	o	g	e	t
a	c	d	p	e	n



4 Count and match.

5   
6  
7  
8  
9  
10



# Picture dictionary

**a**

apple



**b**

bag



ball



bed



bird



black



blue



boat



book



boy



brother



brown



**c**

cap



car



cat





chair



chicken



coat



computer game



**d**

dog



doll



door



**e**

elephant



**f**

family



father



fish



**g**

giraffe



girl



goat




green



**h**

horse





**i**

ink



**l**

lion



**m**

monkey



mother



**o**

orange




**p**

pen



pencil



purple



**q**

quiet



**r**

rabbit



red




robot



**s**

shirt





shmagh



shoes



sister



t



table

teacher



thank you



thobe



tiger



train



trousers



T-shirt



w

white



window



y

yellow



yo-yo



z

zoo





7/4 معارف ومهارات اللغة الإنجليزية للمصف الرابع الابتدائي

Book : ..... Get Ready Level 1 & Level 2 Publisher: Macmillan Education

العدد الترتيب	By the end of grade four and with within the assigned structure and vocabulary students will be able to	الفصل الدراسي الأول		الفصل الدراسي الثاني		الرمز
		عدد المرات	عدد المرات	عدد المرات	عدد المرات	
X	Recognize and produce the sounds of the English alphabet.	✓	✓	✓	✓	1/7/4
X	Recognize short and only some long vowels: {long "a" /e/ as in "cake", long "e" /i:/ as in "sea", long "o" /ɑ:/ as in "nose", and long "i" /ai/ as "kite"}.		✓	✓	✓	2/7/4
X	Recognize and differentiate between some English letters (b & p), (f & v).		✓	✓	✓	3/7/4
	Recognize and produce only some English digraphs such as, (th, sh, ch).				✓	4/7/4
X	Recognize and match sounds to letters.		✓	✓	✓	5/7/4
X	Participate verbally and non-verbally in short simple activities: greeting, giving and receiving commands and instructions.	✓	✓	✓		6/7/4
X	Recognize intonation patterns of statements and questions.		✓	✓		7/7/4
X	Ask and respond to simple assigned sentences in present tense form with the verb (like) using first and second person singular and in affirmative, negative and interrogative statements and (Yes/No questions).			✓	✓	8/7/4
X	Ask and respond to basic questions about personal information using verb to be (am, is, are), (have got) and wh. questions (what, where, who, how).			✓	✓	9/7/4
X	Recognize and use indefinite articles (a, an) using (this and that).			✓	✓	10/7/4
X	Recognize and apply regular plural formation using (these and those).				✓	11/7/4
X	Recognize and apply subjective pronouns correctly (I, You, He, She, It, We, They).			✓	✓	12/7/4
	Recognize prepositions of place (in, on)				✓	13/7/4
	Talk about feelings in simple and short sentences.					14/7/4
X	Identify main colours ( red, blue, green, black, white, yellow, brown)	✓	✓			15/7/4
X	Identify and talk about classroom objects which are assigned in the book.	✓			✓	16/7/4
	Identify and talk about family members and possession using two possessive adjectives: (my, your)		✓	✓	✓	17/7/4
	Identify and talk about food, animals, clothes.		✓	✓		18/7/4
	Talk about likes and dislikes.			✓		19/7/4
	Be willing to listen to short digital and recorded materials.	✓	✓	✓	✓	20/7/4
X	Utter simple words and numbers (cardinal numbers 1-19).	✓	✓			21/7/4
	Read and count numbers in tens (10-100).					22/7/4
X	Read aloud simple words and sentences.			✓	✓	23/7/4
X	Read and match words to photos/drawings.		✓	✓	✓	24/7/4
X	Read and comprehend simple short sentences.				✓	25/7/4
X	Spell some simple sight words correctly.		✓	✓	✓	26/7/4
	Be willing to read simple short illustrated stories.			✓	✓	27/7/4
X	Recognize and apply the directionality in writing English (e.g. left/right, top/bottom).	✓	✓	✓	✓	28/7/4
X	Use lined paper correctly with headline, midline, and baseline.	✓	✓	✓	✓	29/7/4
X	Copy words, numbers and simple short sentences.		✓	✓	✓	30/7/4
X	Write upper/lower case letters correctly.		✓	✓	✓	31/7/4
X	Use appropriate spacing between words and <b>sentences</b> .		✓	✓	✓	32/7/4
	Write guided short answers to written questions.			✓	✓	33/7/4
X	Do controlled writing such as supplying missing letters and words.				✓	34/7/4
X	Recognize and apply the punctuation and capitalization assigned for this grade: (capitalizing the beginning of names, sentences, questions and the use of full stop and question mark).				✓	35/7/4



Macmillan Education

4 Crinan Street  
London N1 9XW  
A division of Springer Nature Limited

ISBN 978-0-230-42907-9

Text © Read Harper Publishing Limited, Adrian Tennant and Wendy Arnold and Co. Limited 2011

Written by Kathryn Harper with Wendy Arnold and Adrian Tennant.

Design and illustration © Springer Nature Limited 2011

The authors have asserted their rights to be identified as the authors of this work in accordance with the Copyright, Designs and Patents Act 1988.

This edition published 2019

First edition entitled "Get Ready for Saudi Arabia" published 2007 by Springer Nature Limited

All rights reserved; no part of this publication may be reproduced, stored in a retrieval system, transmitted in any form, or by any means, electronic, mechanical, photocopying, recording, or otherwise, without the prior written permission of the publishers.

Designed by Clare Webber Graphic Design  
Illustrated by David Mostyn, Joe Wilkins, Pulsar, Red Giraffe  
Original Cover design by John Barker, Stockholm Design  
Cover credit: Cover illustration by J. Wilkins

The author and publishers would like to thank the following for permission to reproduce their photographs:  
**Alamy**/I. Car p6(bm), Alamy/Hi Brow Arabia p17(1), Alamy/Blend Images pp17(2), 17(3), Alamy/Grapheast p17(1a), Alamy/D.Hurst pp25 x 5, 27 x 9(bag), Alamy/Its Only Light pp24, 27(book), Alamy/Kzenon p17(4), Alamy/M. Lee pp48, 51, 53, 54(trousers), Alamy/R. Machin pp48, 50, 51, 53(cap), Alamy/O. Maksymenko pp6(bl), (br), Alamy/Maxstock pp48, 54, 57 x 2(tshirt), Alamy/S. Meese pp44, 47, 54 x 2, 56(boat), Alamy/Melissa Mercante Alamy Stock Photo p47(yoyo), Alamy/N. McDiarmid pp48, 54 x 3, 57(shirt), Alamy/L. Nyshko pp24, 48, 54(anorak), Alamy/JG Photography p24, Alamy/Studio Shots pp44, 47, 54, 56(computer game), Alamy/V. Thomaidis p27(table) x 4; **Art Directors**/C. Baker pp18(3), 21 x 2(bed); **BrandX** pp18(2), 21(table); **Comstock** pp18, 21, 44, 47, 54 x 2, 56, 57(plane); **Corbis**/A.Haglund/Naturbild p43(monkey), Corbis/Image Source p43(giraffe), Corbis/A. Schmies/Novarc pp48, 49, 50, 51, 53, 57(shmogh); **Getty Images**/J. Kantor p50(trousers), Getty Images/Photographers Choice pp43(2), 43(4), 44, 45, 46, 54 x 2, 56, 57(train), Getty/H. Shooter pp44, 47, 54, 56(car); **Getty RF** pp24 x 2, 25 x 9, 31 x 3, 57 x 3(pen), 24 x2, 25, 27, 31(pencil), 44, 47, 54x2, 56, 57(football), 48, 50, 51, 53, 54(shoes), 48, 50, 51, 53, 57(ink); **Macmillan Australia** p24; **Macmillan Education Ltd**/Paul Bricknell pp18(1), 21 x 2, 24, 24(book), 25(book) x 7, 27, 44, 46, 47x2(book), 54, 56, 57(doll), Macmillan Education Ltd/David Tolley/D. Ryan pp24(rucksack), 50(shirt); **Photodisc** pp32, 34, 35, 54, 57(cat), 32, 34, 35, 40, 41 x 7, 44, 46, 47, 53, 54 x 2, 57(goat), 32, 34, 35, 40, 41 x 10, 54 x 2, 57(chicken), 32, 34, 35, 40 x 2, 41 x 2, 54(horse), 32, 34, 35, 44, 53, 54(dog), 32, 35x2, 41, 53, 57(apple), 32, 35 x 2, 41, 53(tabby cat), 36, 38, 39, 41, 48, 50, 51, 53, 56, 57(lion), 36, 38, 39, 40, 48, 50, 51, 53, 54, 56 (tiger), 36 x 2, 39 x 3, 41, 53, 54, 56, 57(elephant), 36, 38, 39, 54, 56(giraffe), 36, 38, 39, 41, 54(bird), 36, 38, 39, 40 x 2, 54(fish), 36, 39, 40 x 2, 54(monkey), 36, 39 x 2, 41, 53, 57(orange), 50, 51, 53(tshirt); **Shutterstock**/Gulf Eye pp48(4), 49(thobe), 50(thobe), 51(thobe), 53(thobe), 94(thobe), Shutterstock/John Kasawa p24(bag); **Stockbyte** pp25, 44, 47, 54, 56(robot).

These materials may contain links for third party websites. We have no control over, and are not responsible for, the contents of such third party websites. Please use care when accessing them.

The inclusion of any specific companies, commercial products, trade names or otherwise does not constitute or imply its endorsement or recommendation by Springer Nature Limited.

Printed and bound in the Kingdom of Saudi Arabia

2022 2021 2020 2019 2018  
15 14 13 12 11 10 9 8 7