

Get Ready

Student's Book
كتاب الطالب

5

Elementary Stage
Sixth Elementary Grade
First Semester

المرحلة الابتدائية
الصف السادس الابتدائي
الفصل الدراسي الأول



Welcome back

UNIT 1



1 Look at page 4. Listen and find.



Peter

I'm Tom's dad.
I'm an engineer.

I'm Tom's mum.
I'm a teacher.
I work in a school.



Mary

Welcome back!



Ali



Tom

Hi! I'm Tom
and this is my family.



Tony

I'm Tom's uncle.
I'm a policeman.

I'm Tom's aunt.
I'm a doctor.
I work in a hospital.



Jenny

1 Look at page 5. Listen and find. 

Who is that?

Helen



That's my aunt, Maha.
She lives in Jeddah.

Sarah



Maha



Fatimah



Wafa



Lesson 1

1 Listen and find.



Welcome back to class! Today we are having an International Day.



I come from Britain. I'm British. What's your nationality?



I'm Saudi Arabian.

2 Look, listen and say.



3 Read and match.

- | | | |
|----------------|---|-----------------|
| 1 Saudi Arabia | → | a Emirati |
| 2 Britain | → | b American |
| 3 Kuwait | → | c British |
| 4 America | → | d Saudi Arabian |
| 5 Oman | → | e Omani |
| 6 Emirates | → | f Kuwaiti |

- 1 **Listening; reading:** understand the main idea in short dialogues and associate verbal with visual information
 2 **Listening; speaking:** produce simple sentences about people
 3 **Reading:** understand specific information in short simple texts

4 Listen and match.



1 Mona 2 Rabia 3 Aala 4 Nayla 5 Ghania 6 Walida

a Yemeni b Omani c Kuwaiti d Bahraini e Emirati f Qatari



5 Read and write.



Britain - British Saudi Arabia - Saudi Arabian



Jordan - Jordanian America - American



- 1 Helen is from Britain. She is British.
- 2 Sarah is from Saudi Arabia. She is Saudi.
- 3 Reem is from Jordan. She is Jordanian.
- 4 Alia is from America. She is American.

Phrase bank
I come from Saudi Arabia.
I'm Saudi Arabian.

4 **Listening:** understand specific information in short simple texts
5 **Reading: writing:** understand and complete a written text at sentence level

Lesson 2

1 Listen and match. 



2 Listen and tick ✓. 



	Yemen	Jordan	Oman	Qatar
Rabia	✓			
Nayla			✓	
Reem				
Aala			✓	



3 Ask and answer. 

Hi, where are you from?
I'm from ...

Hello, I'm from What's your nationality?
And I'm

طاول

4 Listen and number. Read and say.

Good morning Ali!
How are you?

Hi Tom. I'm fine thanks.



You can go shopping in Bahraini markets.



You can see big boats in Omani ports.



You can see beautiful Kuwaiti mosques.



You can visit interesting Qatari museums.



You can camp on British beaches.



You can take photos of American mountains.

5 Ask and answer.

Where can I go on holiday?

You can go to

What can I do there?

You can ...

Grammar Focus

Verb: be

I'm Ali. I **am** from Saudi Arabia. I **am** Saudi Arabian.

Helen **is** from Britain. She **is** British.

Helen and Tom **are** from Britain. They **are** British.

Phonics ABC

6a Look, listen and say.



a/ar



ee/ea

6b Listen and circle the sound.

1 Emirati



a/ar ee/ea

2 cheese



a/ar ee/ea

3 father



a/ar ee/ea

4 teacher



a/ar ee/ea

4 Listening; speaking: associate verbal with visual information.
5 Listening; speaking: ask and answer questions about familiar topics.
6a - b Phonics: recognise and produce the sound(s) /i:/, /a:/ and the corresponding spelling (s) 'a/ar', 'ee/ea'

New Friends

UNIT 2

2


New friends



مجلسة مدرسة تعليمية

Lesson 1

1 Listen and find.



2 Listen, read and complete.

Who's the boy with the **brown** hair?

That's Fahim. He's my **best** friend.

Who's the boy with **curly** black hair?


That's Zaki.

3 Listen, read and match.




- 1 He has short blonde hair. **C**
- 2 He has dark brown hair. **B**
- 3 He has curly black hair. **A**

4 Listen and find.



5 Read, match and say.



- ① freckles
- ② blonde hair
- ③ green eyes
- ④ blue eyes
- ⑤ glasses
- ⑥ brown eyes
- ⑦ curly hair
- ⑧ dark hair
- ⑨ long hair



Phrase bank
I have short hair.
I have brown eyes.

4 **Listening:** understand the main idea in a short dialogue
5 **Reading; speaking:** produce simple language describing people

Lesson 2



منصة مدرسية تعليمية

1 Listen and write.  

Alex Mike Tim



Tim

Name: _____





Alex

Name: _____



Mike

Name: _____

2 Read, write and say.   

Hi, my name's _____.

I'm from _____. I'm _____ years old.

I have _____ hair and _____ eyes.

3a Read and complete.

He is one metre fifty.

She has long hair.

She has green eyes.

He is tall.

He has curly hair.



3b Read and say.

What colour hair does Zaki have?



He has

What colour are Amy's eyes?



Grammar Focus

Adjectives



He is _____.



He has _____ hair.



She has _____ eyes.

Phonics ABC

4 Look, listen and say.



u



i / i_e

5 Listen and say the word.

6 Listen and circle the sound.

1 museum



i u

2 computer



i u

3 ice-cream



i u

4 rice



i u

7 Read and say.

Nine computers and a nice ice-cream!

3a Reading; writing: understand and spell high frequency words to complete a written text at sentence level
3b Reading; speaking: produce simple sentences to describe people
4-7 Phonics: recognise and produce the sound(s) /u:/, /a:/ and the corresponding spellings 'u', 'i'

REVISION 1

Revision 1



Where do you come from?

What's your nationality?

1 Read and write. Look and match.

Oman Britain Yemen Saudi Arabia Kuwait

- I come from Britain. I'm British.
- I come from Kuwait. I'm Kuwaiti.
- I come from Oman. I'm Omani.
- I come from Yemen. I'm Yemeni.
- I come from Saudi Arabia. I'm Saudi.



2a Listen and colour. Read and say in pairs.



There's Amy! Her eyes are green. She has long blonde hair and freckles. She's from America.



And this is Fiona. She's from Jordan. She has curly red hair and blue eyes. She wears glasses.

2b Read and find. Write.

- Helen is from Britain. She is British. She has short blonde hair and brown eyes.
- Amy is from America. She's American. She has long blonde hair and green eyes.
- Fiona is from Jordan. She is Jordanian. She has Curly red hair and blue eyes. She wears glasses.

1 Reading; writing: review and spell countries and nationalities

2a Listening; reading: review and understand descriptions

2b Reading; writing: review and complete countries, nationalities

3 Listen and number.

Who's the boy with the dark hair? He's smiling!

That's John. He likes playing football.

a  Adrian **5** b  Steve **3** c  Nick **4** d  John **1** e  James **2**

4 Read and guess. Listen and check.

museum markets mosque swimming port



There is a beautiful, big mosque in Abu Dhabi, in the United Arab Emirates.



markets

The _____ in Yemen are fantastic.



Big ships come into the port in Bahrain.



You can go **swimming** in the salty sea in Jordan.



The **museum** in Qatar is fabulous!

Phonics

5 Match.

a/ar ee/ea u i/i_e

juice cheap scarf ride

3 **Listening:** understand the main idea of descriptions

4 **Reading; listening:** understand specific information about places

5 **Phonics:** recognise and produce the sound(s) /u:/, /aɪ/, /u:/, /aɪ/ and the corresponding spelling, 'a/ar', 'ee/ea', 'u', 'i'

My Day

UNIT 3

3

My day

كلول

Lesson 1

1 Listen and find. 



2a Look, listen and repeat.  

Name: Majid. My routines

Friday	Saturday	Sunday	Monday	Tuesday	Wednesday	Thursday
						
						
						
						

2b Read and circle T (true) or F (false).  

- 1 Majid brushes his teeth on Monday, Thursday and Saturday.
- 2 He packs his bag for school on Saturday to Wednesday.
- 3 He eats breakfast every day.
- 4 He gets up on Wednesday and Friday.
- 5 He gets dressed every day.

<input type="radio"/>	<input type="radio"/>
<input type="radio"/>	<input type="radio"/>
<input type="radio"/>	<input type="radio"/>
<input type="radio"/>	<input type="radio"/>
<input type="radio"/>	<input type="radio"/>

1 **Listening; reading:** understand the main idea in short dialogues with the help of visual information
 2a **Listening; speaking:** produce simple sentences about routines
 2b **Reading:** understand specific information in short simple texts

3 Listen, read and match.



كلول

منصة مدرسية تعليمية

1



Sarah

2



Helen

3



Fatimah

Majid is doing a project at school. It's on routines. What do you do every day?

a



b



c



d



e



f



4 Read and write.



brushes washes sets packs does reads cooks

- Majid **packs** his bag for school on Saturday to Wednesday.
- Tom **sets** the table every day.
- Sarah **brushes** her hair every day.
- Helen **washes** her face every day.
- Tom's dad **reads** the newspaper every day.
- Sarah's mum **reads** dinner every day.
- Helen **does** her homework every day.

Phrase bank

I do my homework every day.

On Saturday to Wednesday I pack my bag for school.

3 **Listening; reading:** understand the main idea and specific information in short simple texts
 4 **Reading; writing:** understand and complete a written text about routines at sentence level
Phrase bank: understand the main idea in short simple texts.

Lesson 2



1 Read. Listen and complete.

Islamic studies English maths geography

When do you have maths?



In the morning or afternoon?

	Saturday	Sunday	Monday	Tuesday	Wednesday
7.15 - 8.00	Islamic studies	Holy Qur'an	Arabic	* _____	Islamic studies
8.00 - 8.45	Arabic	English	computer studies	Holy Qur'an	* _____
8.45 - 9.30	computer studies	Arabic	maths	* _____	* _____
9.30 - 10.15	geography	Arabic	history	geography	Holy Qur'an
10.15 - 10.30 Break					
10.45 - 11.30	Holy Qur'an	Islamic studies	Islamic studies	* _____	Arabic
11.30 - 12.15	maths	geography	Holy Qur'an		* _____
12.15 - 12.45 Break					
12.45 - 13.30	history	english	computer studies		

On Saturday.



2 Read. Listen and tick ✓.



Saturday	Sunday	Monday	Tuesday	Wednesday	Thursday	Friday
10:30 football	8:00 Arabic	4:45 swimming		12:00 Maths		

Tom, when do you play football?

What time?

On Saturday.

In the morning. At 10:30.

3 Ask and answer.

When do you have ?

I have ... on/On

- 1 **Listening; reading:** understand the main idea and basic information in short dialogues; understand specific information in short simple texts
- 2 **Listening; reading:** understand the main idea in dialogues. Understand specific information in short simple texts
- 3 **Speaking:** use formulaic language; interact in a simple way by asking and answering

4 Listen and read. Listen and answer.



Helen, come on. We're late! You have an Arabic test this morning. What time is the test?

At 8:30.

Is your English test in the morning or afternoon?

In the afternoon. At 1:15. What are you doing today mum?

I'm taking photos of the school.

When?

This morning. At 8:45

Grammar Focus

Read and write.

Prepositions of time: at, in, on

Ali has an Arabic test _____ Monday.

Helen has a test _____ the morning.

Tom and Ali are going to the beach _____ 6 o'clock.

Phonics ABC

5 Look, listen and say.



ng



ng



ng

6 Listen and tick the words with the *ng* sound.

evening



grandmother



snorkelling



spring



morning



mountain

7 Read and say.

Walking and talking on a spring morning.

كلمات

4 Listen and tick ✓.

What do you have for breakfast?
ما تأكله في الصباح

I always have bread and cheese.



	Always		Sometimes		Never	
Bread						
Cheese						
Olives						
Eggs						
Orange juice						
Yoghurt						
Jam						

5 Ask and answer.



What do you have for breakfast?

I always have ...


I sometimes have ...

I never have ...

Phrase bank
 What do you have for breakfast?
 I always have ...
 I sometimes eat ...
 I never drink ...

4 **Listening:** understand the main ideas in a dialogue consisting of two to six exchanges
 5 **Speaking:** ask and answer questions about a familiar topic

Lesson 2

1 Writing. 

Juice

orange _____



bread



cheese



dates




olives



honey



yogurt

2 Listen, read and write.   

always sometimes never
sometimes

- Majid _____ has cheese for breakfast.
- Ali's father **always** has coffee for breakfast.
- Ali's mother **never** has dates for breakfast.

What do you have for breakfast?

I always have bread and honey for breakfast.


3 Read and write.




مدرسة سعودية

Hi! My name is Tom and I'm 11 years old. I love breakfast.

For breakfast I always have  **eggs** and  **bread**.

Sometimes I have  **honey** and  **yog hurt**. I never

have  **dates** for breakfast.

4 Write about you.



For breakfast I always have _____ and _____. Sometimes I have _____ and _____. I never have _____ for breakfast.

Phonics ABC

5 Look, listen and say.



sk



sc



sq

6 Listen and circle the words with the sc, sk or sq sound.



1 school



2 Saudi Arabia



3 desk



4 breakfast



5 shirt



6 mosque

7 Read and say.



His scarf is on his desk at school.

Grammar Focus

Adverbs of frequency

100%  always

sometimes

0%  never

3 Reading and writing: understand and write words and phrases to complete a paragraph

4 Writing: write short phrases to complete a paragraph about food

5-7 Phonics: recognise and produce the sound(s) /sk/ and the corresponding spellings 'sk', 'sc', 'sq'

REVISION 2



Revision 2



منصة مدرسية تعليمية

1 Listen and tick ✓ the routine.

1 

2 

3 

4 

5 

6 

2 Read and say in pairs.

What do you do every day?

I wash my face.



3 Ask and answer.

When do you have geography?

I have geography on Sunday, Monday and Tuesday.

At what time?

On Sunday in the morning at 7:15.

When do you have ... ?

I have ... on ...

What time?

At ... in the ...

	Saturday	Sunday	Monday	Tuesday	Wednesday
7.15 - 8.00	English	geography	Islamic studies	science	science
8.00 - 8.45	Arabic	history	Arabic	maths	English
8.45 - 9.30	Islamic studies	English	geography	maths	maths
9.30 - 10.15	Holy Qur'an	Islamic studies	Holy Qur'an	Arabic	Islamic studies
10.15 - 10.45 Break					

4 Read, listen, tick ✓ or cross X.

What do you have for lunch?



I sometimes eat olives.
I never drink tea.

	1	2	3	4	5	6
	✓	✓	✓	✓	✓	X
	✓	✓	✓	X	✓	X

5 Listen and match.



قواعد اللغة العربية

6 Phonics **ABC**
Match.

ng sc / sk / sq

standing up desk scarf snorkelling



Lesson 1

1 Read and number.



- 1 computer speaker
- 2 remote control
- 3 DVD
- 4 games console
- 5 screen
- 6 keyboard
- 7 mouse



2 Listen and circle.



Is this yours?



Yes, it is.

No, it isn't.

Is this yours?



Yes, it is.



No, it isn't.



Are these yours?




Yes, they are.

No, they aren't.

3 Listen and match.  



4 Ask and answer. 





Phrase bank
 Is this yours?
 Yes, it is.
 No, it isn't.
 Are these yours?
 Yes, they are.
 No, they aren't.
 Whose is this?
 It's mine.

3 **Listening:** understand the main ideas in a dialogue
 4 **Speaking:** ask and answer questions about a familiar topic

Lesson 2

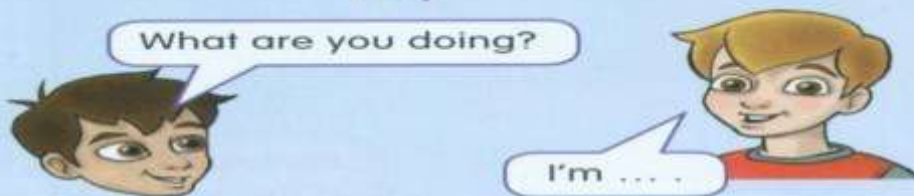


مملكة البحرين
وزارة التعليم

1 Listen and number.  



2 Ask and answer. 



3 Read and circle True (T) or False (F).  

- | | |
|------------------------------------|-------|
| 1 Tom is at Ali's house. | T / F |
| 2 They are playing computer games. | T / F |
| 3 Tom thinks it's fun. | T / F |
| 4 Tom is winning the games. | T / F |

Hi Mike, Ali is at my house today. We're playing games on my games console and eating sandwiches. It's great fun. I'm not winning, Ali is!

كلول

4 Read and write.

What

1 _____ are you doing?



I'm playing a **game**.

yours

2 Is this _____ ?



No, it **isn't**.

Whose

3 _____ is this?



It's Tom's.

Is

4 **this** Tom's iPad?



isn't mine. No, it **is** mine. It's _____.

Grammar Focus

Talking about possession

Is this yours? _____, it is.

Are these yours? _____, they aren't.

Question words

_____ are these? They are mine.

_____ are you doing? I'm playing a game.

Phonics ABC

5 Look, listen and say.



ay/ai



ay/ai



ay/ai

6 Listen and tick the words with the ay/ai sound as in say.



Monday



Omani



train



holiday



rainy





airport

7 Read and say.

His scarf is on his desk at school.

Lesson 1

1 Listen and find. 2a Look, listen and say.  2b Read and match.  

- a Tidy my bedroom.
b Fill the dishwasher.
c Help my brother.

- d Take out the bin.
e Set the table.
f Help with dinner.

1 **Listening; reading:** understand the main idea in short dialogues
2a **Listening; speaking:** produce simple sentences about household chores
2b **Reading:** understand specific information in short texts

Lesson 2



1 Listen and match.



a
Where's my laptop?

c
My laptop is in
my bedroom.

b
I don't know.
This is mine.

d
That's Dad's! The
laptop is his!

2 Listen and circle.



- Dad says, 'Where's *mine* / *my* laptop?'
- Mum says, 'I don't know. This is *my* / *mine*.'
- Helen says, 'Tom, that's dad's. That's *his* / *he* laptop.'
- Tom says, '*My* / *mine* is in my bedroom. It's under the bed.'

3 Ask and answer.



How do you help at home?

I ... +



I ... +



I ... +



4 Listen and number.



5 Read, say and point.

- 1 Mine is next to the chair.
- 2 His is on the chair.
- 3 Yours are in the bin.
- 4 Hers are under the chair.
- 5 His is under the bed.
- 6 Hers are between the chair and the table.

6 Ask and answer.

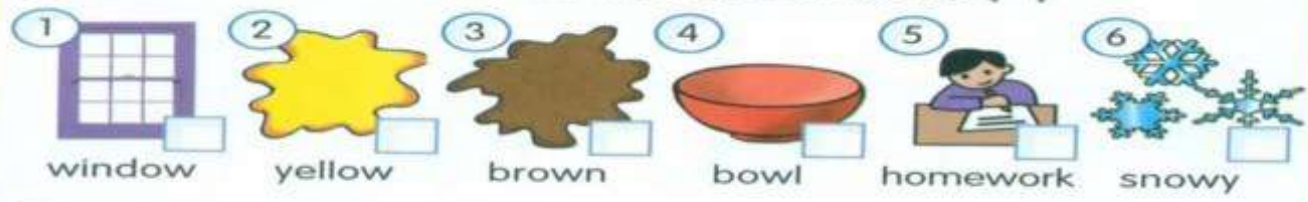
Where's the pencil?
It's on the desk.

Phonics ABC

7 Look, listen and say.



8 Listen and tick the words with the ow sound.



9 Read and say.

His scarf is on his desk at school.

Grammar Focus

Express possession.

- hers his hers
- The purple laptop is _____.
- The green laptop is _____.
- The red laptop is _____.

4 Listening, speaking: understand the main idea of a dialogue
 5 Speaking: associate verbal with usual information
 6 Speaking: ask and answer simple questions about familiar topics
 7-9 Phonics: recognise and produce the sound(s) /au/ and the corresponding spelling 'ow'

REVISION 3



Revision 3



1a Read and match.

- 1 remote control
- 2 games console
- 3 screen
- 4 speakers
- 5 laptop
- 6 DVD
- 7 puzzle

- D
- C
- A
- B
- E
- G
- F



1b Read and write.

this are these isn't this mine They're these

- 1 Are these games consoles yours? Yes, they are.
- 2 Is this laptop yours? No, it isn't. It's my dad's.
- 3 Whose are these DVDs? They're Tom's.
- 4 Whose is this? It's mine.

2 Read and match.

- 1 fill the dishwasher **B**
- 2 take out the rubbish **C**
- 3 help to cook **f**
- 4 clean the car **E**
- 5 tidy his bedroom **A**
- 6 set the table **D**



When do you tidy your bedroom?

3a Listen and match.



I tidy my bedroom before I go to sleep.

B



a eat b read

C



c computer games

3



d homework

4



A

3b Ask and answer.

What does Helen do before she eats?

Helen/She helps with dinner.

4 Read and write.

Yours mine his Hers these

1 Sami: Whose are **these** black shoes? They aren't **mine**.

2 Majid: **Yours** are next to the chair.

3 Sami: Whose laptop is this? Is it your dad's?

Majid: Yes, it's **his**. My mum has a laptop. **Hers** is red.

Phonics ABC

5 Match.

ai/ay ow

snowy train yellow Wednesday

3a Listening: understand the main idea in a dialogue about household chores

3b Speaking: review questions and answers about household chores

4 Reading; writing: complete a text at sentence level

5 Phonics: recognise and produce the sound(s) /ei/ /ou/ and the corresponding spellings 'ai', 'ay' and 'ow'

UNIT 7



Sports Day



Lesson 1

- 1 Listen, read and tick ✓.  



- 2 Listen and complete.  

do go play

- I play basketball.
I Go swimming.
I Do judo.

- 3 Read and circle.  

- 1 Max can / can't lift 100kg.
2 Max can / can't lift 250kg.
3 Max can / can't lift 500kg.
4 Max can / can't lift 1000kg.



4 Read and circle True (T) or False (F).



Dear Mr Gower,

This Saturday there is a sports day at the school. There are lots of races and activities and 1,000 people are coming to watch. Tom is in the high jump, the 200-metre race and is playing tennis.

See you on Saturday.

Sam Carter
Class Teacher

The letter is for Tom's father.
The sports day is on Sunday.
Lots of people are coming.
Tom is jumping.
He isn't running.

T / F

T / F

T / F

T / F

T / F

5a Listen and circle.  

Can you play tennis?



Phrase bank

Can you jump?
Yes, I can.
No, I can't.
I can play basketball.
I can't swim.

- 1 Ali can / can't play tennis.
- 2 Majid can / can't play tennis.
- 3 Ali can / can't play basketball.
- 4 Tom can / can't jump and run.
- 5 Tom can / can't do judo.
- 6 Majid can / can't swim.

5b Ask and answer. 

Lesson 2



مدرسة تعليمية

1 Listen and complete.  

diving swimming talking watching winning



- 1 Mary is talking to Peter.
- 2 She is watching Tom.
- 3 Tom is diving into the swimming pool.
- 4 He is swimming. He is good.
- 5 He isn't winning.

2 Read and write.  is catching a ball is jumping is playing tennis
is running is skipping is throwing a ball

Saleh is running.



Saleh is throwing a ball



Saleh is catching a ball



Saleh is skipping



Saleh is jumping



Saleh is playing tennis

3a Writing.



Fahd can throw
a ball.



Fahd Can jump



Fahd Do weightlifting



Fahd Can run



Fahd Can swim

3b Ask and answer.

Can you play tennis?

Yes, I can.

Grammar Focus
can and can't for ability

Tom can play tennis. ✓

Alli can jump. ✓

Majid can't swim. ✗

Phonics

4 Look, listen and say.



5 Look, listen and say.

6 Listen and circle the sound.

1 stand up



2 aunt



3 window



4 winter



7 Read and say.

My friend has cold hands in winter.

3a Writing: write short phrases to complete a written text at sentence level
3b Speaking: ask and answer simple questions about a familiar topic
4-7 Phonics: recognise and produce the sound(s) /nd/ /nt/ and the corresponding spellings 'nt' and 'nd'




UNIT 8



At a Restaurant



Lesson 1

- 1 Listen and write the number. Listen and say.   

How many would you like?



How much is that?



- 2 Read and write.  

burger cheese sandwich chips ice-cream soda



1 Ice-cream



2 _____
soda





3 _____
burger



4 _____
Chicken sandwich



5 _____
Chips

- 3 Read and write.  

a some

- I'd like a burger and some chips, please.
- I'd like a chicken sandwich and some chips, please.
- And some cheese and salad sandwich, please.
- I'd like some sodas.
- I'd like two chocolate and a vanilla ice-cream, please.

4a Listen and write. Listen and tick ✓ the drink.



1



Sarah

2



Helen

3



Mary

4



Fatimah

D

- a Chicken burger and chips
b Fish burger and salad
c Chicken sandwich

- d Cheese and salad sandwich
e Egg and salad sandwich
f Ice-cream

	Food	Drinks		
		lemon	orange	soda
Sarah	C	✓		
Helen	E		✓	
Mary	B			✓
Fatimah	D		✓	

4b Read and complete.



- 1 Sarah would like a chicken sandwich and a lemon juice.
- 2 Helen would like an _____ and an _____.
- 3 Mary would _____ and a _____.
- 4 Fatimah _____ and an _____.

5 Ask and answer.



What would you like?

I'd like ...

Phrase bank

What would you like?
Would you like a or ... ?

4a Listening: understand questions about others

4b Reading: writing: understand specific information in short simple texts; write short simple phrases to complete a written text at sentence level

5 Speaking: ask and answer simple questions about familiar topics

Lesson 2

1 Read, circle and write.



What would you like for lunch?

I would like to eat ...

- | | |
|----------------------|----------|
| 1 burger and chips | yes / no |
| 2 a chicken sandwich | yes / no |
| 3 a cheese sandwich | yes / no |
| 4 chips | yes / no |
| 5 vanilla ice-cream | yes / no |

Anything else?

I would like to eat _____

I would like to drink ...

- | | |
|----------------|----------|
| 6 orange juice | yes / no |
| 7 lemon juice | yes / no |
| 8 soda | yes / no |
| 9 water | yes / no |
| 10 milk | yes / no |

Anything else?

I would like to drink _____

2a Say, tick ✓ or cross X. Write.



What would you like for lunch?

	Helen	You	Friend 1	Friend 2
Chicken burger and chips	X			
Cheese and salad sandwich	X			
Egg and salad sandwich	✓			
Anything else?	ice-cream			

2b Read and write.



What my friends would like to eat at lunch.

- 1 Helen would like to eat _____.
- 2 _____ would like to eat _____.
- 3 _____.
- 4 _____.

1 Reading: understand the main idea in a reading text

2a Listening; speaking: ask and answer questions about familiar topics

2b Reading; writing: understand specific information in short simple texts; write short simple sentences to pass on basic information about other people

3a Listen and write. Read and say.



We're going to the museum today. What would you like to eat and drink for lunch?

	How many?
1 An egg sandwich	6
2 A cheese and tomato sandwich	_____
3 A chicken sandwich	_____
4 A burger and chips	_____
5 A soda	_____
6 Juice	_____

How many would like ...?

3b Ask and answer.

Phonics ABC

4 Look, listen and say.



ck



nk

5 Listen and say the word.

6 Listen and circle the sound.

1 black



ck nk

2 freckles



ck nk

3 drink



ck nk

4 monkey



ck nk

7 Read and say.

'I think it's one o'clock,' said the black monkey.

Grammar Focus

Quantity: *much/many*

How _____ is that?

How _____ egg sandwiches?

How _____ sodas?

3a Listening; speaking: associate verbal with visual information

3b Reading; writing: understand the main idea in short simple texts; complete information

4-7 Phonics: recognise and produce the sound(s) /ck/ /nk/ and the corresponding spellings 'ck', 'nk'

REVISION 4



Revision 4



مدرسة تعليمية

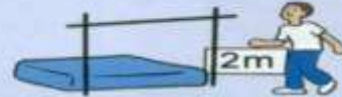
1 Listen, tick ✓ or cross X.




2 Read. Circle True (T) or False (F).



Tom can run 200 metres but he can't lift 100 kg.



Ali can run 100 metres but he can't jump two metres.



Tom can throw a ball 10 metres but he can't skip.





Ali can do judo but he can't jump three metres.



- 1 Ali can run 100 metres. T / F
 2 Tom can throw a ball 10 metres. T / F

- 3 Ali can't jump three metres. T / F
 4 Tom can't run 200 metres. T / F


3 Listen and circle.  



- 1 burger and chips / ~~chicken sandwich and chips~~
- 2 ~~chocolate ice-cream~~ / vanilla ice-cream
- 3 soda / ~~water~~



- 4 ~~cheese and salad sandwich~~ / chicken burger and chips
- 5 ~~vanilla ice-cream~~ / lemon ice-cream
- 6 orange juice / ~~water~~

4 Read and say in pairs.  

What would Mary/Peter like to eat/drink?

He/She'd like ...

Phonics 

5 Listen and number. 

- | | | | |
|------------|----------|---------------|----------|
| never mind | <u>2</u> | three o'clock | <u>3</u> |
| thanks | <u>1</u> | country | <u>4</u> |