



↓ تم تحميل ملف المادة من مكتبة طلابنا
زورونا على الموقع

www.tlabna.net

مكتبه طلابنا تقدم لكم كل ما يحتاج المعلم والمعلمه والطلبه , الطبعات الجديده للكتب والحلول ونماذج الاختبارات والتحاثير وشروحات الدروس بصيغة الورد والبي دي اف وكذلك عروض البوربوينت.







أنشطة رياضيات من الرقم ١ - ١٠

اعداد وتصميم:


أ.منيرة فهد @TMunira_

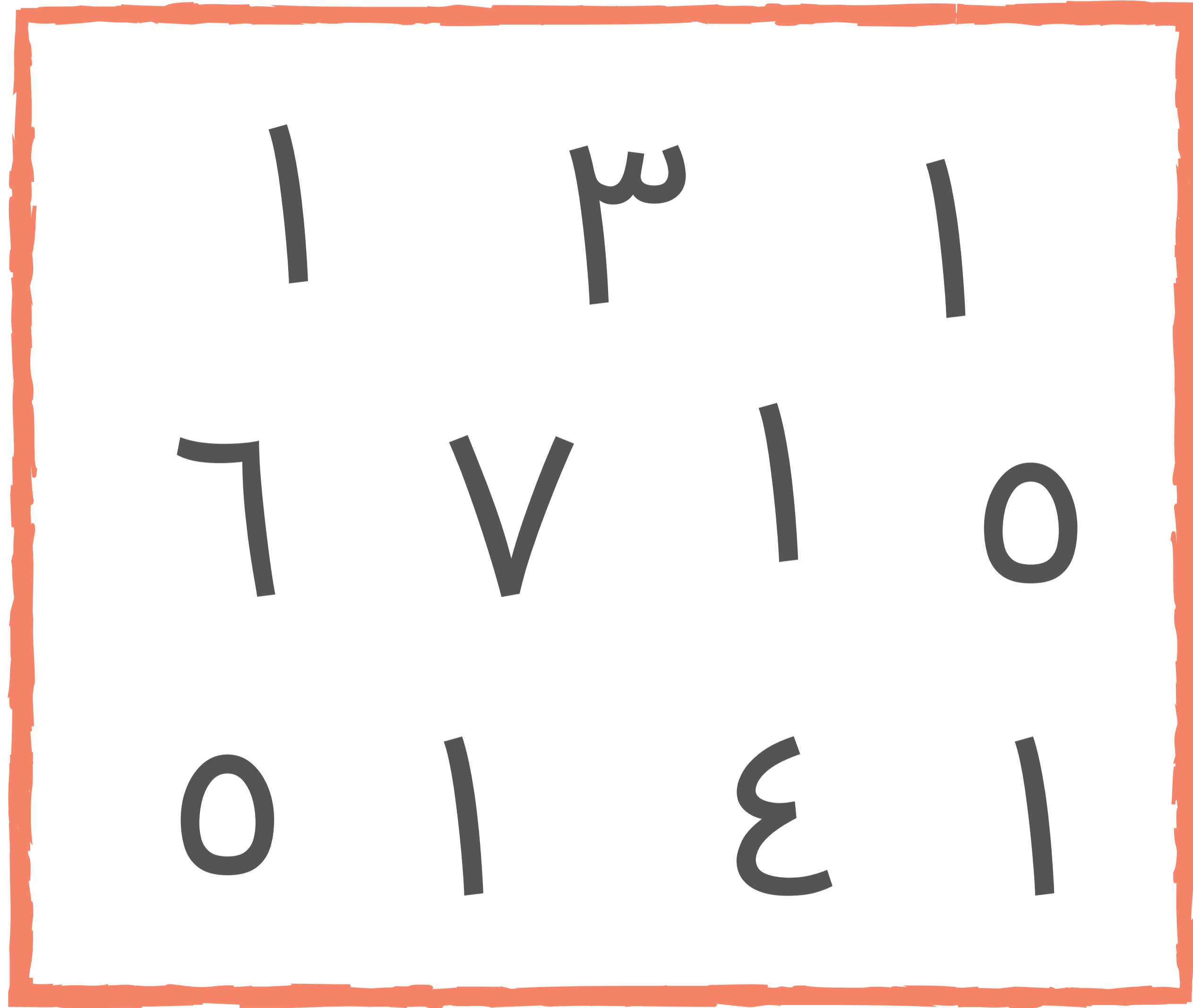




@TMunira_


اعد ثم اكتب








@TMunira_

اضع دائرة على الرقم ١












@TMunira_



اعد ثم اكتب



@TMunira_

اضع دائرة على الرقم المناسب




١ - ٣ - ٢



@TMunira_


١ - ٢ - ٣




@TMunira_



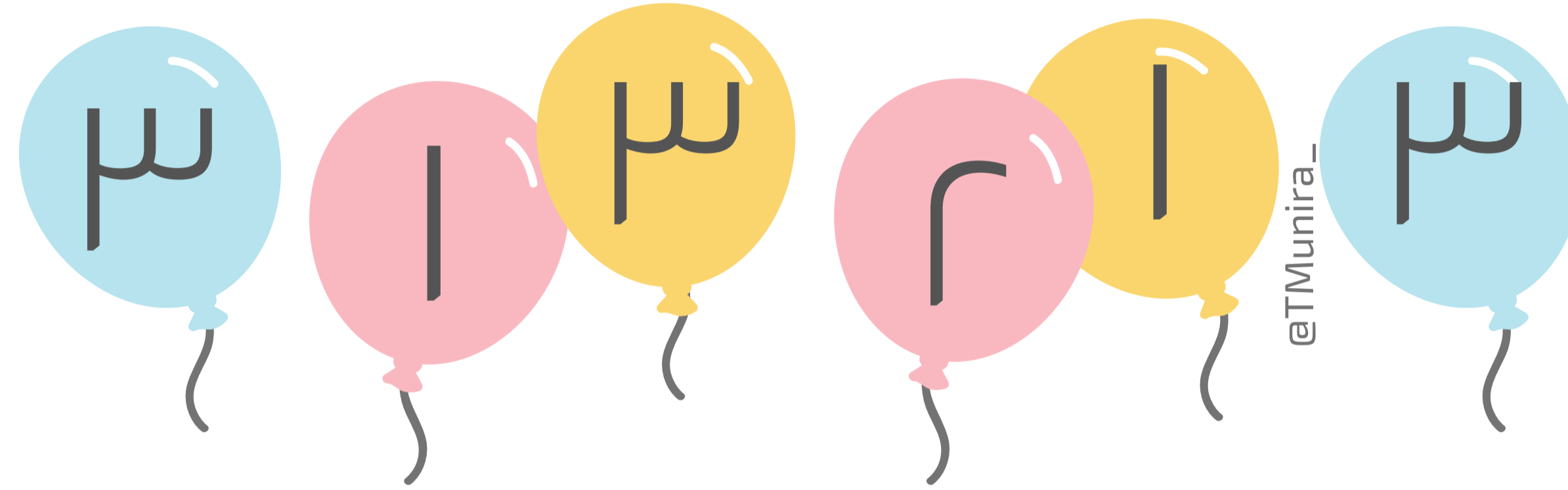
اكتب الرقم المناسب



@TMunira_







اصل الرقم ٣ بالكوالا










@TMunira_




أكتب الرقم المناسب




أبحث عن الرقم ٤ واطبع عليه دائرة







@TMunira_



اكمل كتابة الأرقام بتسلسل




اعد ثم اكتب






@TMunira_



@TMunira_







أكتب الرقم المناسب





@TMunira_

اصل الصورة بالرقم الصحيح


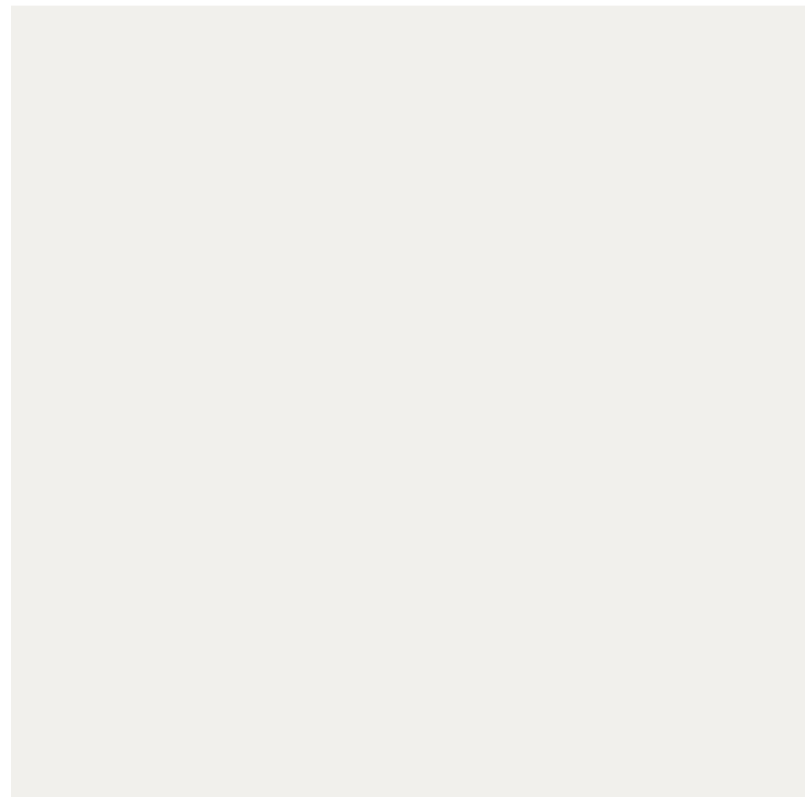


@TMunira_






@TMunira_




اكمل كتابة الأرقام بتسلسل



@TMunira_




أبحث عن الرقم ٧ واضع عليه دائرة



@TMunira_


٣ ١ ٦ ٧ ٣ ٤ ١
٧ ٤ ٦ ٥ ٧ ٣
٢ ١ ٧ ١ ٧ ٢
٥ ٣ ٦ ٥ ٤ ٧



@TMunira_







أرسم ٨ عناصر من مخيلتي





أكتب الرقم المناسب

@TMunira_















@TMunira_




اصل الصورة بالرقم المناسب



أكتب الرقم المناسب

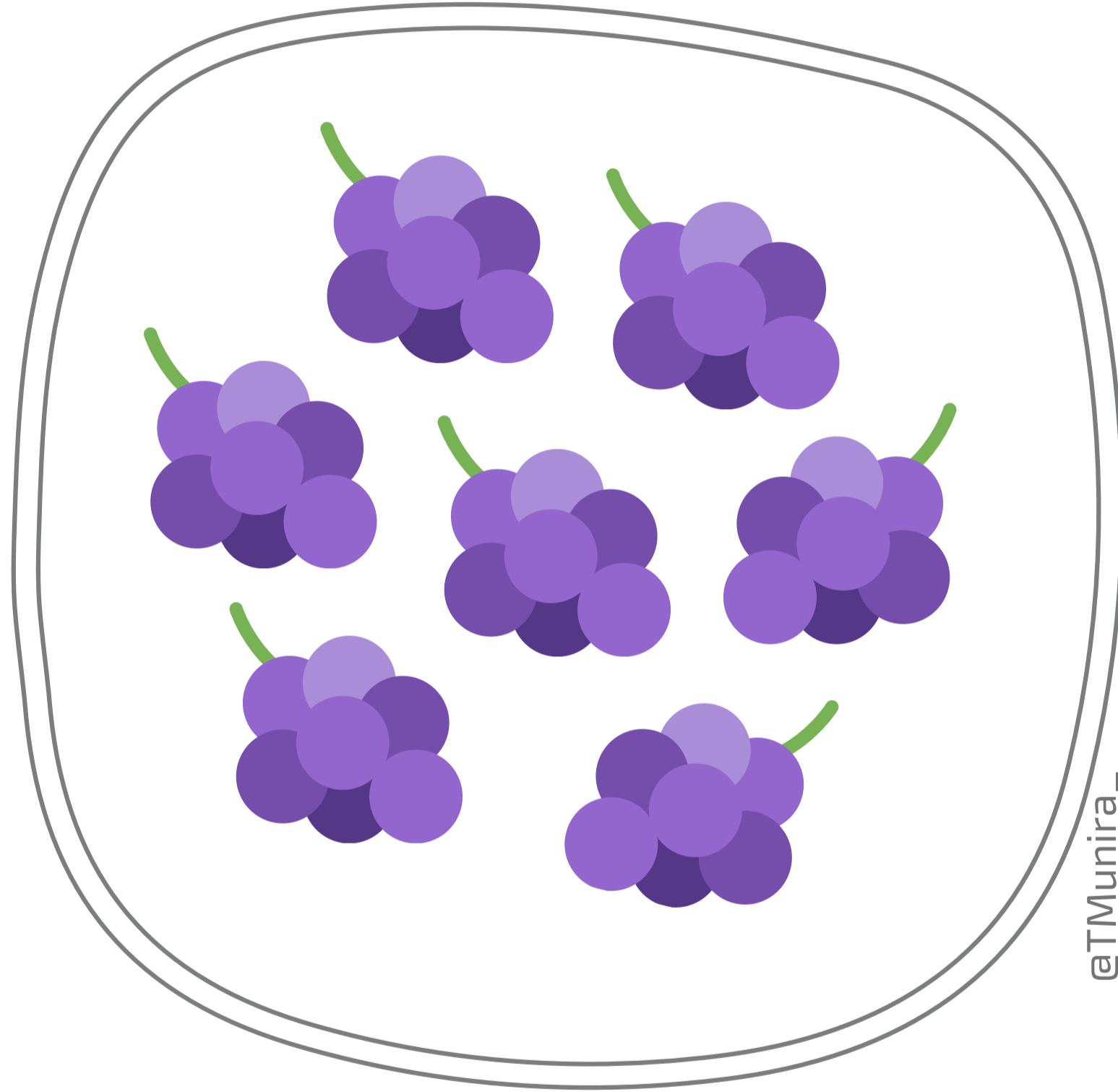






@TMunira_





اضع علامة ✓ أسفل المجموعة الأكثر عناصر



@TMunira_



كم اصبعاً نملك في ايدينا ؟





اعداد وتصميم:

أ. منيرة فهد @TMunira_