

# Get Ready 3

# Unit 1

Saudi Arabia

I'm Ali. This is my family.



Ali

My name is Mohammed.



Mohammed

Hi. I'm Majid.



Majid

Good morning.



Fatimah

Hello.



Sarah

How are you?



Yasser

I'm from Saudi Arabia.



Abdullah

I'm 13.



Nader



What's your name?



Peter

I'm from England.



Tom

Do you like English?



Mary

This is my family.



Helen

She's my sister.



Anna

How old are you?



Badriah

Where are you from?



Aunt Maha

Are you from Saudi Arabia?



Aseel



## Lesson 1

1 Listen and find. Listen and read.  



2 Listen and say in pairs.  

Hi, **I'm** \_\_\_\_\_ Ali. What's your name?

My **name's** \_\_\_\_\_ Tom.

Hi, Tom. How **are** \_\_\_\_\_ **you** \_\_\_\_\_?

I'm fine, **Thanks**.

3 Listen and match.

are    thanks    name    My    you



4 Read and say in pairs.

Hi. How are you?

I'm fine, thanks. How are you?


**Phrase bank**  
 I'm ... What's your name?  
 I'm fine, thanks. How are you?

3 **Listening; reading:** follow and complete a short text  
 4 **Listening; reading; speaking:** practise formulaic language: greetings



## Lesson 2

### 1 Listen and say.



### 2 Listen and number. Read and say.



Hi! \_\_\_\_\_

 9	 7	 2	 10	 5
I'm Ali.	I'm Sarah.	I'm Helen.	I'm Tom.	I'm Majid.

## 3 Read, write and say.



How fine you name I'm thanks My



Hi, I'm Sarah. What's your **name**?

**My** name's Helen. How are **you**?

I'm fine, **thanks**. How are you?

I'm **fine**, thanks.

Phonics **A B C**

## 4a Look, listen and say.



i / i\_e



oo

## 4b Listen and match.

i / i\_e oo



9

## Grammar Focus

I'm / your / you

\_\_\_\_\_ Tom. What's \_\_\_\_\_ name?

How are \_\_\_\_\_?


\_\_\_\_\_ fine, thanks.

# Get Ready 3


# Unit 2



## Lesson 1

1 Listen and find. 

This is my family.  
This is my cousin.  
His name is Nader.



He's 13. How old are you, Tom?

How old is he?

I'm 10.

## 2 Read and complete.

**name**

This is my cousin. His \_\_\_\_\_ is Nader.

He's **13**. How **old** are you, Tom?

How old is he?

**I'm** 10.

### 3 Listen and say.



### 4 Read and say in pairs.

How old are you?

I'm \_\_\_\_\_.

She's \_\_\_\_\_.

How old is she?

#### Phrase bank

How old are you?

How old is he / she?



# حاجل

مدسة مدرسة تعلم

3 Listen and number. Read and say.



7 This is my grandmother.

1



This is Tom's family.

8



This is my uncle.



3



This is my mother.



5 This is my sister.

10



These are my cousins.

2



This is my father.



This is my aunt.



4 This is my brother.

6



This is my grandfather.

## Grammar Focus

This is / These are



\_\_\_\_\_ my uncle.



\_\_\_\_\_ my brother.



\_\_\_\_\_ my cousins.

## Phonics A B C

4a Look, listen and say.



u



o / o\_e

4b Listen and tick ✓. Say the words.

1



trousers —



yo-yo —

2



brother —



aunt —

3 Listening; speaking; reading: understand short texts with visual support  
 4 Phonics 4a and 4b: recognise and produce the sounds /ʌ/ and /aʊ/ and link them to the spellings u and o\_e.



## Lesson 2



## 1 Read and match.

father grandfather brother uncle cousin



## 2 Read and complete.

f a t h e r  
 g r a n d f a t h e r  
 b r o t h e r

n c l e  
 u n c l e  
 c o u s i n

**Get Ready 3**

**Revision 1**



1 Read, listen and number.



Hello. How are you?



I'm fine thanks.

Hi. What's your name?



My name's Majid

Hi. What's your name?



I'm Helen

2 Write and say.



Hi. I'm Majid.

What's your name

How are you

Hi Tom.

you How are

My name's Tom



Tom name's My

I'm thanks

fine thanks I'm

3 Read and write. Say.



My name's Helen. I'm fine, thanks. How are you? What's your name?



Helen: Hello, good morning.  
 Maha: Hi. **What's your name?**  
 Helen: **My name's Helen**  
 Maha: I'm Maha. How are you?  
 Helen: I'm fine, thanks. **How are you?**  
 Maha: **I'm fine thanks**



4 Write.



1 This is my \_\_\_\_\_.  
Her name is Helen.



2 This \_\_\_\_\_ my \_\_\_\_\_.  
His name is Majid.

5 Write and match.



- 1 This is my grandmother. b
- 2 These are my cousins. E and \_\_\_\_\_
- 3 This is my grandfather. a
- 4 How old is he? He's 14. e
- 5 How old is she? She's 12. f
- 6 This is my aunt. c
- 7 This is my uncle. d

Phonics ABC

6 Match.

o / o_e	u	brother	nine
oo	i / i_e	moon	thobe

## Get Ready 3

# Unit 3

## Lesson 1

### 1 Listen and find.



### 2 Listen, point and say.



a lemon



tea



an orange



an egg



a glass of orange juice



3 Listen and say.



4 Listen and find. Read and match.



- a a cup of tea
- b a bowl of oranges
- c a glass of orange juice
- d a lemon
- e an egg



Phrase bank

What's this in English?  
Is it a/an ...?

5 Read in pairs. Ask and answer.



Is this a ...?



Yes, it is.

No, it isn't.

## Lesson 2

## 1 Read and match. Say.



a a lemon    b a cup of tea    c an orange  
d an egg    e a glass of orange juice

What's number 5?



## 2 Read and draw. Write.



Draw 15 oranges.

Draw 11 glasses of juice.

## 3 Read and say in pairs.



What's this in English?



It's a lemon.



It's an egg.



It's a cup of tea.

It's ....





#### 4 Read and write.



It's a glass  
of jullce.



It's a  
lemon.



It's a cup of  
tea.



It's an  
orange.



It's an  
egg.

### Grammar Focus

It's a / It's an



It's an egg.



It's a lemon.



It's an orange.

### Phonics ABC

5a Look, listen and say.  

3

ea / ee



e

5b Listen and match.  

ea / ee e



4 Writing: complete short sentences and spell food vocabulary accurately.

5 Phonics 5a and 5b: review the sounds /i:/ and /e/ and link them to the spellings ee/ea and e

Get Ready 3

# Unit 4



## Lesson 1

### 1 Listen and find.

Let's play a game! I spy something with the sound b.

I know! It's a blue skirt!

It's my blouse. I'm wearing a white blouse.

No, it's a black ball.



### 2 Listen, read and match.



black    blue    brown    green    grey    orange    purple    red    white    yellow

3 Listen and find. Listen and say.



4 Read, listen and number.

trousers **2**      T-shirt **1**      sandals **6**      abaya **3**  
 scarf **5**      coat **7**      cap **4**      skirt **9**      dress **8**

**Phrase bank**  
 What's this colour in English?  
 That's ....

3 **Listening; speaking:** follow a short simple text while listening to audio recording  
 4 **Listening; writing:** understand short simple text with visual support




## Lesson 2

مدرسة تعليمية

## 1 Listen and find. Match.



purple white green red brown



This is a **Purple** skirt.

This is a **green** abaya.

This is a **red** shirt.

These are **brown** shoes.

This is a **white** thobe.

## 2 Read, complete and write.



purple white red green brown

1 This is a green abaya.

2 This is a **white** thobe.

3 This is a **Purple** skirt.

4 This is a **red** shirt.

5 These are **brown** shoes.

## 3 Listen and number. Listen and say.

مدرسة تعليمية

9



This is a black skirt.

16



This is a white shirt.

3



This is a white thobe.

20



This is a yellow dress.

7



This is a yellow scarf.

5



These are brown sandals.

11



This is a purple coat.

14



This is an orange T-shirt.

## Grammar Focus

This is an \_\_\_\_\_ T-shirt.

These are \_\_\_\_\_ sandals.

## 4 Read and say with a partner.

What colour is the ...?

What colour are the ...?

The ... is ....

The ... are ....

## Phonics ABC

## 5a Look, listen and say.



bl



gr

## 5b Listen and tick ✓. Say the words.

1



\_

2



\_



\_



\_

3 **Listening; reading:** understand short simple sentences about clothes4 **Speaking:** ask and answer simple questions about clothes and colours5 **Phonics 5a and 5b:** recognise and produce the sounds /bl/ and /gr/ and link them to the spellings bl and gr



Get Ready 3

Revision 2

1 Listen and point. Say.

This is ....

These are ...



2 Read and match.



- 1 What's this in English?  
It's an orange. c
- 2 Is this an orange?  
No, it isn't. It's a lemon. a
- 3 Is this a glass of orange juice?  
Yes, it is. d
- 4 Is this a glass of orange juice?  
No, it isn't. It's a cup of tea. b



3 Listen and point. Then say and point.



What are these in English?

What colour is this?

What's this in English?

What colour are these?

4 Read and write.



Is this a scarf?  
Is this a skirt?

**No, it isn't**

1 \_\_\_\_\_

**Yes, it is**

2 \_\_\_\_\_

What's this in English?  
What colour is it?

**It is a dress**

3 \_\_\_\_\_

**It is green**

4 \_\_\_\_\_



What are these in English?  
What colour are they?

**They are coats**

5 \_\_\_\_\_

**They are black and red**

6 \_\_\_\_\_

Phonics ABC

5 Listen and number.

green 2

bed 4

tea 3

blue 1

## Lesson 1

### 1 Listen and find.



### 2 Listen and say.







3 Read. Listen and find.

4 Read. Listen and say.



5 Read and say in pairs.



door



kitchen

fan



window



house

### Phrase bank

Is this your ...?

No, it's my ... .

This is my ... .

3 **Listening; reading:** understand short simple texts with visual support

4 **Listening; speaking:** identify items in a house and respond to simple questions

5 **Reading; speaking:** produce short simple sentences about objects and places

Lesson 2

1 Read and match. Write. Listen and say.



chair desk bed lamp rug books



This is a bed.



This is a rug.



This is a lamp.



These are books.



This is a chair.



This is a desk.

2 Read and say in pairs.



Is this your lamp?



No, it isn't.

It's my mother and father's lamp.

It's their lamp.





3 Read. Listen and number.



This is the living room.



This is the kitchen.



These are books.



This is a chair.



This is a garden.

Grammar Focus

This is / These are  
 \_\_\_\_\_ a chair.  
 \_\_\_\_\_ chairs.

Phonics ABC

4a Look, listen and say.



4b Listen and match.

ch sh



**Get Ready 3**

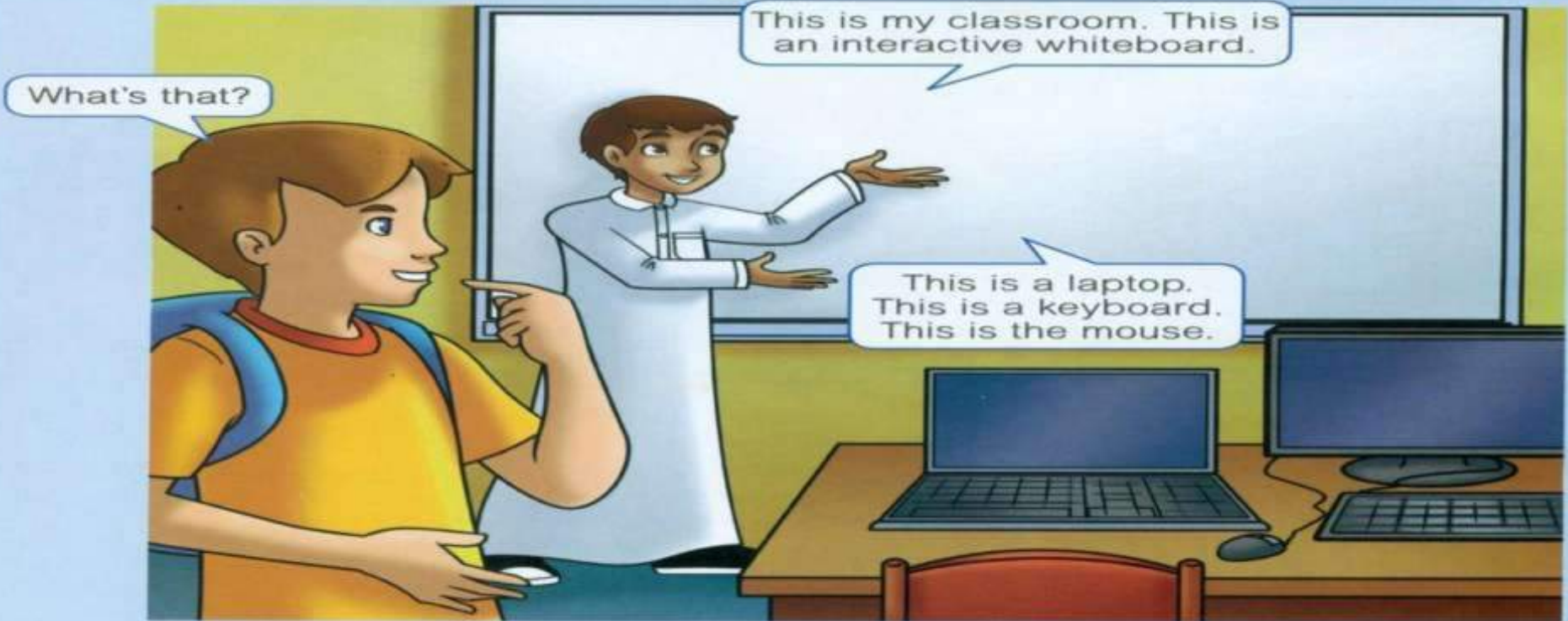
# Unit 6






## Lesson 1

## 1 Read. Listen and find.



## 2 Listen and say.



This is an interactive whiteboard.



This is a computer.



This is a keyboard.



This is a mouse.



These are pupils.

3 Listen and find. Listen and say.

مدرسة تعليمية

Quiet

Be quiet!



This is ink.



This is a mouse.

83  
951

These are numbers.

4 Read. Listen and say.



1 3 5 7 9 11 13 15 17 19  
2 4 6 8 10 12 14 16 18 20

How many pupils are there?

Class Register

1	Ali	11	Emad
2	Majid	12	Fadi
3	Sami	13	Faisal
4	Rajid	14	Ghanim
5	Fahim	15	Hamad
6	Gabir	16	Hassan
7	Hakim	17	Barakah
8	Riyad	18	Abdulaziz
9	Adel	19	Fawwaz
10	Asad		

There are 19 pupils.

How many pencils are there?

There are five pencils.

QUIET!

Phrase bank

What's that?

How many ... are there?

3 **Listening; speaking:** listen and understand short simple sentences



4 **Reading; listening; speaking:** identify and name classroom objects. Ask questions with *How many ...?*



## Lesson 2

## 1 Read, match and complete.

a interactive whiteboard    b mouse    c keyboard  
d computer    e pupils    f laptop



## 2 Listen and answer.

it's Interactive whiteboard



3 Listen and number. Read and write.



This is a \_\_\_\_\_.



This is a \_\_\_\_\_.



This is a \_\_\_\_\_.



This is a \_\_\_\_\_.




This is a \_\_\_\_\_.



This is a **laptop**.



This is a \_\_\_\_\_.



This is an \_\_\_\_\_.



These are \_\_\_\_\_.

Phonics ABC

4a Look, listen and say.




w/wh

abcdefghijklmnopqrstuvwxyz

ph

4b Listen and match.

w/wh ph



Grammar Focus

this / that



1 \_\_\_\_\_ chair. 2 \_\_\_\_\_ chair.



**Get Ready 3**

**Revision 3**



1 Listen and number.    



Nader's bedroom



Nader's house



Nader's living room

2 Write. 



1 Is this your chair ?

Yes, it is.



2 Is this your house?

Yes, it is



3 Is this your living room?

Yes, it's



4 Is this your desk?

Yes, it's



5 Is this your rug ?

Yes, it is



3 Ask and answer. 



Is this his chair?

No, it isn't.



## 4 Write questions with *that* or *those*. Answer.

سؤال وسؤال

1 What's that?

It's a mouse.

**What's that**

2 an \_\_\_\_\_?

It's an interactive whiteboard.

3 What are these

They are keyboards.


4 What's that \_\_\_\_\_?

It's a laptops.


1



2



3



4



## 5 Ask and answer.



How many rugs are there?

What's that?

What are those?

## Phonics ABC

### 6 Match.

ch

w/wh

where

alphabet

sh

ph

teacher

she

4 **Writing:** write basic questions and answers

5 **Speaking:** ask and answer questions

6 **Phonics:** review the sounds /ʃ/ and /tʃ/, /w/ and /t/ and link them to the spellings *sh*, *ch*, *w/wh* and *ph*

**Get Ready 3**

# Unit 7



## Lesson 1

1 Read. Listen and find.



	Saturday	Sunday	Monday	Tuesday	Wednesday
7.15 - 8.00	Arabic	science	maths	Islamic studies	Arabic
8.00 - 8.45	Islamic studies	Arabic	Arabic	Holy Qur'an	maths
8.45 - 9.30	Holy Qur'an	maths	Arabic	history	Islamic studies
9.30 - 10.15	maths	English	science	English	geography
10.15 - 10.45 Break					
10.45 - 11.30	computer science	Islamic studies	Islamic studies	maths	computer science
11.30 - 12.15	geography	geography	Holy Qur'an	science	Arabic
12.15 - 12.45 Break					
12.45 - 13.30	geography	history	art		

Do you like maths?

Do you like geography?

Yes, I do.

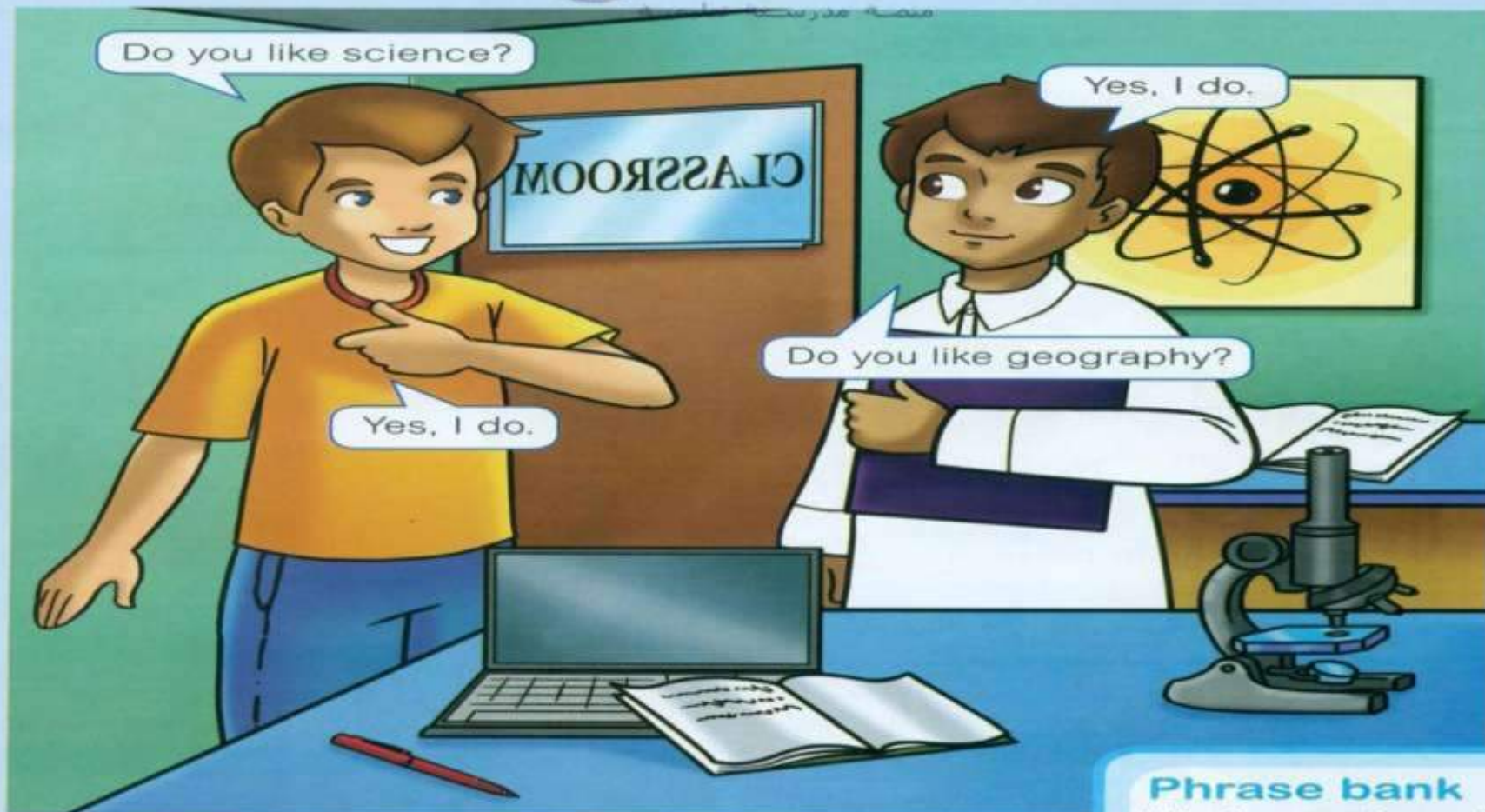
No, I don't.

2 Listen, tick (✓) or cross (X). Listen and say.



	maths	computer science	Arabic	sports	geography	Islamic studies
	✓		✓		✗	✓
	✗	✓		✓	✓	✓

## 3 Listen and match. Read and say.



## Phrase bank

What's your favourite subject?  
Do you like science?


## 4 Listen and say.



Do you like ...?



geography



maths



English



science

- 3 **Listening: speaking:** ask and respond to simple questions by saying *Yes, I do/No, I don't*  
4 **Listening: speaking:** practise asking questions about school subjects



## Lesson 2




## 1 Read and write.

a Islamic studies   b Arabic   c maths   d science  
e geography   f English   g computer science   h sports



This subject is  
**geography**



This subject is  
**math**



This subject is  
**Computer science**



This subject is  
**sports**



This subject is  
**Arabic**



This subject is  
**English**

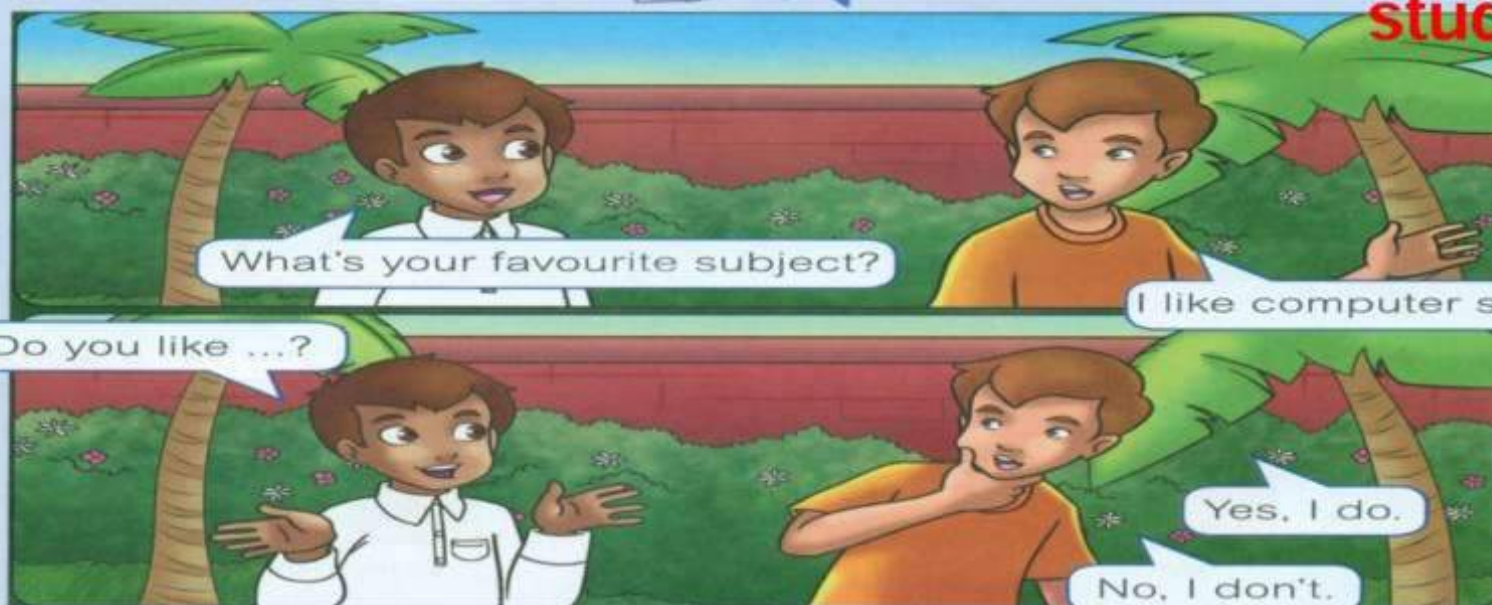


This subject is  
**science**



This subject is  
**Islamic studies**

## 2 Read and say in pairs.



3 Listen and read. Tick (✓) or cross (X).

مدرسة تعليمية



	Islamic studies	science	maths	geography	English	sports	computer science	Arabic
All	✓	✓	✓	✗	✓	✗	✓	✓
Tom	✓	✗	✗	✓	✓	✓	✓	✗

Phonics ABC

4a Look, listen and say.



st



cl

Grammar Focus

do / don't

Do you like English?

✓ Yes, I \_\_\_\_\_.

✗ No, I \_\_\_\_\_.

4b Listen and tick ✓. Say the words.

1



—



—



—

2



—



—



—

3 Listening; reading: understand basic information in dialogues between two speakers  
 4 Phonics 4a and 4b: recognise and produce the sounds /st/ and /kl/ and link them to the spellings st and cl




**Get Ready 3**

# Unit 8

## Lesson 1

### 1 Listen and say.



### 2 Listen and number. Listen and say.






## 3 Listen and find.



أول يوم في السنة



## 4 Read and say in pairs.



What do you have on ... ?

I have ...

## Phrase bank

How's the weather?

What do you have on ...?

Saturday	Sunday	Monday	Tuesday	Wednesday	Thursday	Friday
maths	geography test	computer science	sports	English	swimming club	Qur'an lesson

- 3 **Listening:** understand the main idea and basic information in dialogues.  
 4 **Reading; speaking:** ask and answer questions about school

## Lesson 2



## 1 Read and match.

a sunny   b cold   c rainy   d snowy   e hot   f cloudy   g windy



The weather is rainy.



The weather is sunny.



The weather is cloudy.



The weather is cold.



The weather is hot.



The weather is windy.



The weather is snowy.

## 2 Listen and draw.



Saturday	Sunday	Monday	Tuesday	Wednesday	Thursday	Friday

## 3 Read and say in pairs.



How's the weather today?



It's hot and sunny.



4 Look. Complete and match.

h \_ o \_ t

sun \_ ny

co \_ ld

W \_ i \_ n \_ dy



cl \_ ou \_ dy

s \_ n \_ o \_ w \_ y

r \_ a \_ i \_ ny

5 Listen and number.



Saturday

Wednesday

Sunday

Thursday

Monday

Friday

Tuesday

### Grammar Focus

have / have on

What do you \_\_\_\_\_

\_\_\_\_\_ Monday?

I \_\_\_\_\_ maths.

### Phonics **A3C**

6a Look, listen and say.



ai



oo

6b Listen and tick ✓. Say the words.



1



\_\_\_



\_\_\_

8

\_\_\_

2



\_\_\_



\_\_\_



\_\_\_

4 Writing: spell accurately

5 Listening: understand short simple texts and basic instructions



6 Phonics 6a and 6b: recognise and produce the sounds /eɪ/ and /u/ and link them to the spellings ai and oo

# Get Ready 3

# Revision 4




1 Listen and match.



- science
- Arabic
- geography
- Islamic studies
- computer science
- English
- maths



2 Write.



1 I like maths.



2 \_\_\_\_\_



3 \_\_\_\_\_



4 \_\_\_\_\_



5 \_\_\_\_\_



6 \_\_\_\_\_




7 \_\_\_\_\_

### 3 Write. Listen and match.



a Monday  
 b Tuesday  
 c Wednesday  
 d Thursday  
 e Friday  
 f Saturday  
 g Sunday



### 4 Look and write.

	Saturday	Sunday	Monday
England			
Saudi Arabia			

- 1 It's Saturday. It's cold and snowy in England. It's hot and sunny in Saudi Arabia.
- 2 It's Sunday. It's hot and sunny in Saudi Arabia. It's cold and rainy in England.
- 3 It's Monday. It's hot and windy in Saudi Arabia. It's cold and cloudy in England.

## Phonics ABC

### 5 Listen and number.

train \_\_\_\_\_ star \_\_\_\_\_

class \_\_\_\_\_ book \_\_\_\_\_

3 **Writing; listening:** write high frequency words accurately and understand the main idea in short texts  
 4 **Reading; writing:** complete short sentences about the weather  
 5 **Phonics:** review the sounds /st/, /kl/, /eɪ/ and /u:/ and link them to the spellings st, cl, ai and oo